



Sant Aluminium Pvt. Ltd.



www.santaluminium.com

Contact Us

P : +91- 9251648943

E : info@santaluminium.in

Registered Office:
Shop No. 4 & 5 Thapar Chamber
Paharganj, Delhi - 110055

Foundry Division
E-340 & 343 RIICO Industrial Area
Bhiwadi Phase - I
Dist Alwar, Rajasthan - 301019

Extrusion Division
B-521 RIICO Industrial Area
Bhiwadi Phase - I
Dist Alwar, Rajasthan - 301019



Sant Aluminium Pvt. Ltd.



Manufacturers Of Aluminium Extrusions

www.santaluminium.com





Index

Pages

About The Company	01
State -Of -The -Art Infrastructure	02
Extensive Die Liabrary & Quality Assurance	03
QForm & Accreditation	04
Extrusion Process	05
Industries We Serve	06
Ordering Process	07
Technical Details	08-24
Architectural & Building Solutions	25-188
Transportation & Automotive	189-251
Industrial & Mechanical Applications	252-301
Energy & Thermal Management	302-355
Standard Structural & Raw Material Profiles	356-389

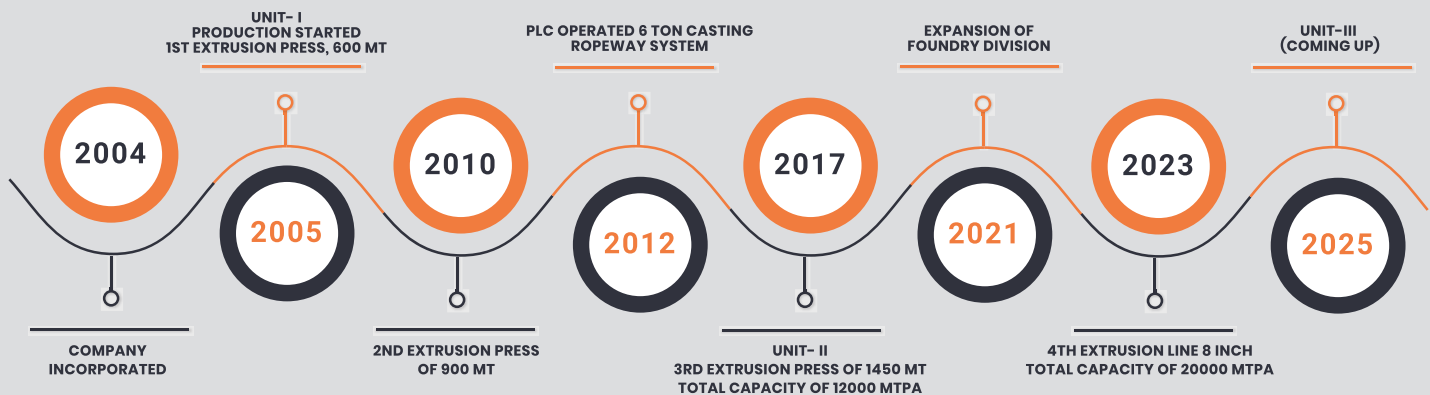
SAPL

Sant Aluminium Pvt Ltd



At the intersection of innovation, engineering and passion we shape aluminium into limitless possibilities, crafting each profile as a masterpiece of precision that reflects our unwavering commitment to excellence.

Company Timeline



Mission

To deliver Innovative, High-Quality Aluminum Extrusion solutions that empowers diverse industries, through Cutting-Edge Technology, Precision Engineering, and a Customer-Centric approach.

Vision

To be a Trusted name in Advanced Aluminum Extrusion Manufacturing, recognized for our Technological Excellence, Design Innovation & Sustainable Practices while consistently exceeding Clients expectations in Performance, Reliability and Long- Term Value.

Year 2004

- Incorporated in 2004, spanning over 300,000 sq. ft. of covered shop floor area, SAPL is a leading name in the aluminum extrusion industry, specializing in delivering customized, high-quality solutions for a wide range of industries and applications.
- With over 500 happy customers and a team of 300 dedicated employees, we continue to grow stronger every day.

20,000 MT

- With four extrusion lines (5", 6" and 8"), we have a production capacity of 20,000 MT per annum.
- Our advanced tool room is equipped with extrusion simulation software, enabling us to meet stringent customer requirements with precision and efficiency.

25% Solar Energy

- 25% Captive Solar Energy
- Bag House Pollution Control System
- Water Treatment Plant

State - Of - The - Art Infrastructure

Foundry:

- Natural Gas-fired 3 Melting Furnaces of capacity 6MT, 10MT, 12MT
- PLC-Operated Hot Top Casting Machine
- PLC Operated Billet End Cut Machine with Lot Marking & Stacking

Extrusion:

- 4 Fully Automatic PLC-Controlled Hydraulic Extrusion Line- 5, 6 & 8 Inches
- Fully Automatic Handling System with 3-Head Puller System
- Air, Water, Fog & Mist Quenching System PLC Operated
- Billet Cleaning Machine
- PLC-Operated Ageing Ovens
- Automatic Packing Line



Extensive Die Library

We offer a diverse Extrusion Portfolio with over 6000 Die Designs accommodating Profiles up to 300 mm.

- Q Form Stimulation Software
- Vacuum Die Nitriding Furnace
- In-house Die Development Facility having VMC, EDM and Wire cut, complemented by Strategic Partnerships with leading Global Die Makers
- Rockwell Die Hardness Testing Machine
- Our Expert Design Team delivers Innovative, Customer-Centric Solutions



Quality Assurance

Our Fully Equipped Laboratory includes:

- German Spectrometers for Precise Chemical Analysis
- UTM for evaluating Tensile Strength and Elongation
- Portal Hardness Tester
- Automatic Die Polishing Machine for Surface Finish
- QA team ensures rigorous Quality Checks at every stage

EXTRUSION PROCESS



Industries We Serve

Our aluminium extrusion sections find applications across sectors, delivering lightweight, durable, and high-performance tailor made solutions for industry needs.

1 Architectural & Building Solutions

Profiles used for construction, aesthetics, and structural components in buildings.

- Door Sections
- Architecture
- Building Formwork Sections
- Louvers
- Kitchen Cabinet
- Railing Sections
- Awning Sections
- Tent Profile
- Glazing
- Venetian Blind

2 Transportation & Automotive

Profiles designed for vehicle structures and transportation systems.

- Automobile Sections
- Bus Body & Railways

3 Industrial & Mechanical Applications

Used in machinery, equipment, and industrial frameworks.

- Pump Motor Bodies
- Conveyor Sections
- Ladder Sections
- Hardware
- Textile
- General Miscellaneous
- Telecom

4 Energy & Thermal Management

Applications involving heat control, energy generation, and thermal efficiency.

- Air Grill
- Solar
- LED Lighting
- Heat Sink
- Battery Enclosure Section

5 Standard Structural & Raw Material Profiles

Common aluminum profiles used across industries for fabrication and assembly.

- Hexagonal Rods and Tubes
- Rectangular and Square Tubes
- Round Tubes
- Flat, Round and Square Bars
- Angles
- Channels

For more info about our products visit:



Ordering Process

1

State SAPL section number with size/dimensions, if any

2

Alloy and Temper

3

Cut length

4

Quantity required (minimum order 300 kg)

i.e. Number of pieces x length of piece in meters x kg/meter =
estimated weight of the whole item in kg

5

Specific tolerance, if any


6

Special mode of packing, if any
(our standard mode is HDPE packing)

7

For normal profile (upto 60mm)-MOQ is 300kg for bigger profile
(more than 60mm)-MOQ will be greater

Technical Details



INTRODUCTION

TABLE - 1

Wrought alloys : Near equivalent designations :-

INDIA		U.S.A.	BRITAIN	CANADA	GERMANY	RUSSIA	I.S.O.	FRENCH
NEW I.S.	OLD I.S.	(A.A.)	(B.S.)		(DIN)			ND
19501	1E	1050(E.C.)	1E	C 1S	E-Al 99.5	-	-	-
19500	1B	1050	1B	1S	A-99.5	-	Al-99.5	1050A
19600	-	1060	-	-	-	-	-	-
19700	-	1070	-	-	Al-99.7	-	Al-99.7	-
19800	1A	1080	1A	-	-	-	Al-99.8	-
19000	1C	1100	1C	2S	Al-99.0	AD	Al-99.0	1200
-	-	2011	FC1	28S	Al-Cu-Bi-Pb	-	Al-Cu-6 Bi Pb	2011
24345	H15	2014	H15	B26S	Al-Cu-Si	AK	-	-
24534	H14	2017	H14	17S/16S	-	D1	Al-Cu-4Mg Si	-
-	-	2024	-	24S	Al-Cu-Mg.2	-	Al-Cu-4Mg 1	2024
31000	N3	3003	N3	3S	Al-Mn	A-Mn	Al-Mn 1	3003
43000	N21	4043	N21	33S	Al-Si-5	AK	Al-Si5	4043
46000	N2	4047	N2	35S	-	-	-	-
51000	-	5005	-	B57S	-	-	Al-Mg-1	-
52000	N4	5052	N4	M57S	Al-Mg.2	A-Mg	Al-Mg-2.5	5051
53000	N5	5086	N5	54S	-	A.Mg-3	Al-Mg-4	-
54300	N8	5083	N8	D54S	Al-Mg-4.5 Mn	-	Al-Mg-4.5 Mn	5083
55000	N6	5056	N6	A56S	Al-Mg.5	-	Al-Mg.5	5356
65032	H20	6061	H20	65S	Al-Mg-Si Cu	-	Al-Mg-1Si Cu	-
63400	H9	6063	H9	50S	Al-Mg-Si 0.5	-	Al-Mg-Si	-
64430	H30	6351	H30	B51S	Al-Mg-Si 1	AV	Al-Si-1 Mg	6081
64423	H11	6066	H11	C62S	-	-	-	-
62400	-	6005	-	C51S	-	-	-	-
63401	91E	6101	91E	D50S	E.Al.Mg.Si 0.5	-	-	-
64401	-	6201	-	-	-	-	-	-
74530	-	7039	-	D74S	Al-Zn-Mg. 1	-	-	3004
-	-	7075	DTD	75S	Al-Zn-Mg Cu 1.5	-	Al-Zn 6 Mg Cu	7075
			5124					

TABLE-2

Wrought alloys : Guide to selection :-

Alloy	Temper	Resistance to Corrosion	Workability (Cold)	Machinability	Brazeability	Weldability	Commonly available forms	Indications of use
EC/1050, 1060 (1B) (19501) (19500) (19600)	F,O	A	A	D	A	A	Flats, Rods, Tubes & other sections	Electrical conductors, cable sheathings, impact-extruded products, pressing utilities of anodizing quality, pen caps, piping etc.
1100 (1C) (19000)	F,O	A	A	D	A	A	Flats, Rods, Tubes & other sections	Packaging lightly stresses and decorative assemblies in architecture and transport, equipment for chemical, food and brewing industries.
2014 (H 15) (24345)	T4 T6	C C	C D	B B	D D	C C	Rods & Bars Rods & Bars	Highly stressed component of all types in aircraft, ordnance and general engineering.
2017 (H 14) (24534)	T4	C	C	B	D	C	Rods & Bars	Highly stressed parts in aircraft and other structures, screw machine products.
4043 (N 21) (43000)	F, O	A	A	D	A	A	Rods & other sections	Welding wire, architectural applications.
5005 (51000A)	F,O	A	A	D	B	A	Flats, Rods & other sections	Consumer durable with attractive anodised finish, architectural, electrical conductors etc.
5052 (N 4) (52000)	O, F	A	A	D	C	A	Flats, Rods, Tubes & other sections	Structures exposed to marine atmosphere, aircraft parts, wire rope ferrules, rivet stock.
5086 (N 5) (53000)	O, F	A	A	D	D	A	Flats, Rods & other sections	Ship building and other marine applications, rivets, coinage etc.
5056 (N 6) (55000)	O, F	A	A	D	D	A	Rods	Zips, Welding Rods and Rivets.
6061 (H 20) (65032)	O, F T4 T6	A A A	A C D	D C C	A A A	A A A	Rods, Flats, Tubes & other sections	Heavy duty structures, building hardware, sections for bus body, truck and rail coach, furniture, rivets etc.
6063 (H9)	O,F T4 T6 T5	A A A A	A B C C	D C C C	A A A A	A A A A	Rods, Flats, Tubes & other sections	Building hardware, architectural sections with good surface finish, medium strength furniture and anodized sections.
6066 (22450)	O,F T4 T6	B B B	B C C	D B B	A A A	A A A	Rods and other solid sections	For welded structures, textile parts, heavy duty machine parts.

TABLE-2

Wrought alloys : Guide to selection :-

Alloy	Temper	Resistance to Corrosion	Workability (Cold)	Machinability	Brazeability	Weldability	Commonly available forms	Indications of use
6101 (91 E) (63401)	T4 T6	A A	B B	C C	A A	A A	Rods, Flats, Tubes & other sections	High strength electrical busbar sections.
6201 (64401)	T4	A	A	C	A	A	Redraw Rod	Overhead conductors, ACAR and AAAC.
6351 (H 30) (64430)	O,F T4 T6	A A A	A C D	D C C	A A A	A A A	Rods, Flats, Tubes & other sections	Structural and general engineering items such as rail & road transport vehicles, bridges, cranes, roof trusses, rivets etc.
7039 (D74S) (74530)	O,F T4 T6	A A A	A C D	D C C	A A A	A A A	Flats, Tubes, Rods & other sections	Defence structures like mobile bridges etc. Tread and chequered plates. Excellent welding property with no loss of strength in welded zone.
7075 (DTD5124)	O,F T4 T6	A A A	A A D	A A A	A A A	A A A	Rods	Highly stressed structural applications.

Notes:

- Relative ratings for corrosion, workability and machinability in decreasing order of merit A, B, C and D.
- Weldability & brazeability ratings A, B, C and D are relative ratings defined as follows:
 - Generally weldable by the commercial procedure & methods.
 - Weldable with special technique.
 - Limited weldability due to crack sensitivity or loss in corrosion resistance and mechanical properties.
 - Generally not weldable.
- Availability of other forms subject to special enquiries and methods

TABLE-3

Wrought alloys : Chemical composition limits (per cent)

Alloy (ISS)	Equivalent alloy (AA)	Copper	Magnesium		Silicon		Iron	Manganese		* Others (Total) Max	Remarks		
			Min.	Max.	Min.	Max.		Min.	Max.				
1 C	19000	1100	-	0.10	-	-	-	0.5	0.6	-	0.1	Aluminium 99.0% Min	
		1200	-	0.05	-	-	Si+Fe 1.0	-	-	-	0.05	Aluminium 99.0% Min	
1 B	19500	1050	-	0.05	-	-	-	0.25	0.4	-	0.05	Aluminium 99.5% Min	
1 E	19501	-	-	0.04	-	-	-	0.15	0.35	-	0.03	Aluminium 99.5% Min	
	-	1350	-	0.05	-	-	-	0.10	0.40	-	0.01	Aluminium 99.5% Min	
-	19600	1060	-	0.05	-	-	-	0.25	0.35	-	0.03	Aluminium 99.6% Min	
-	19700	1070	-	0.03	-	-	-	0.2	0.25	-	0.03	Aluminium 99.7% Min	
H 15	24345	2014	3.8	5.0	0.2	0.8	0.5	1.2	0.7	0.3	1.2	0.5	-
H 14	24534	2017	3.5	4.7	0.4	1.2	0.2	0.7	0.7	0.4	1.2	0.5	-
N3	31000	3003	-	0.1	-	0.1	-	0.6	0.7	1.0	1.5	0.4	-
N21	43000	4043	-	0.1	-	0.2	4.5	6.0	0.6	-	0.5	0.2	-
N2	46000	4047	-	0.1	-	0.2	10.0	13.0	0.6	-	0.5	0.2	-
N4	52000	5052	-	0.1	1.7	2.6	-	0.6	0.5	-	0.5	0.4	Cr + Mn = 0.5
N5	53000	5086	-	0.1	2.8	4.0	-	0.6	0.5	-	0.5	0.4	Cr + Mn = 0.5
N6	55000	5056	-	0.1	4.5	5.6	-	0.6	0.7	-	0.5	0.4	Chromium upto 0.25
N8	54300	5083	-	0.1	4.0	4.9	-	0.4	0.7	0.5	1.0	0.4	Chromium upto 0.25
H 20	65032	-	0.15	0.4	0.7	1.2	0.4	0.8	0.7	0.2	0.8	0.4	**Cr =0.15-0.35
-	-	6061	0.15	0.4	0.8	1.2	0.4	0.8	0.7	-	0.15	0.4	Chromium 0.04 to 0.35
H 9	63400	6063	-	0.1	0.4	0.9	0.3	0.7	0.6	-	0.3	0.4	-
-	-	6066	0.7	1.2	0.8	1.4	0.9	1.8	0.7	0.6	1.1	0.4	-
-	64423	-	0.5	1.0	0.5	1.3	0.7	1.3	0.8	-	1.0	-	-
91E	63401	6101	-	0.05	0.4	0.9	0.3	0.7	0.5	-	0.03	0.1	-
-	64401	6201	-	0.1	0.6	0.9	0.5	0.9	0.5	-	0.03	0.1	-
H 30	64430	6351	-	0.1	0.4	1.2	0.6	1.3	0.6	0.4	1.0	0.3	-
		6082	-	0.1	0.6	1.2	0.7	1.3	0.5	0.4	1.0	0.3	Chromium upto 0.25
-	74530	7039	-	0.2	1.0	1.5	-	0.4	0.7	0.2	0.7	0.4	Zinc 4.0 - 5.0 %
-	-	7075	1.2	2.0	2.1	2.9	-	0.5	0.5	-	0.3	0.2	Zinc (5.1 -6.1)% & Chromium(0.18-0.28) %

* Titanium and/or the grain refining elements

** Either Mn or Cr shall be present

TABLE-4

Wrought alloys : Mechanical properties :-

Non - Heat Treatable Alloys					
Alloy AA Old (ISS) New (ISS)	Temper	Ultimate Tensile Strength Kg/mm ²		0.2% Proof Stress Kg/mm ²	Elongation On 50 mm GL
		Min.	Max.		
1100[1C][19000]	O	-	11.0	-	25
1050[1B][19500]	O	-	10.0	-	25
1060[19600]	O	-	9.5	-	25
1070[19700]	O	-	9.5	-	25
4043[N21][43000]	O	-	13.0	-	18
4047[N2] [46000]	O	-	15.0	-	12
5052[N4] [52000]	O	-	24.5	-	18
5086[N5] [53000]	O	-	26.5	-	16
5056[N6] [55000]	O	-	34.5	-	15
5083[N8] [54300]	O	-	35.5	-	13

Heat Treatable Alloys					
2014 [H15] [24345]	T4[W]	39	-	24.0	10
	T6 [WP]	49	-	43.0	6
2017 [H14] [24534]	T4[W]	39	-	24.0	10
6063 [H9] [63400]	T4[W]	14	-	8.0	14
	T6 [WP]	19	-	15.5	7
6061 [H20] [65032]	M or O	-	15.0	-	16
	T4[W]	19	-	11.5	14
	T6 [WP]	28.5	-	24.0	7
6351[H30] [64430]	M or O	-	15	-	16
	T4[W]	19	-	12.0	14
	T6 [WP]	31.5	-	27.5	7
6066	O	-	20.5	-	16
	T4[W]	28	-	17.5	14
	T6 [WP]	35	-	31.5	7
6101[91E] [63401]	T4[W]	14	-	8.0	12
	T6 [WP]	20.5	-	17.0	10
6201 [64401]	T4[W]	16	-	7.0	14
	T8 [WDP]	32	-	-	3
7039 [74530]	T4[W]	28	-	23.5	9
	T6 [WP]	31.5	-	26.5	7
7075	T6 [WP]	54	-	46.5	6

Properties indicated herein are typical properties and are given for information only. However properties of all the profiles in specific alloy shall be as per I.S. Specification

TABLE-5

Wrought Alloys : Typical tensile properties at various temperatures (Kg/mm²)

Alloy & Temper	Tensile Strength	Temp. °C									
		Below zero			Above Zero						
		-200	-80	-25	25	100	150	200	250	300	350
1100 O (19000)	Ultimate	17.5	10.5	10.0	9.0	7.0	5.5	4.0	3.0	2.0	1.5
	Yield	4.2	3.9	3.5	3.5	3.2	3.0	2.5	2.0	1.4	1.1
2014 T6* (24345)	Ultimate	59.0	52.0	50.5	49	44.0	28.0	11.0	6.5	4.5	3.0
	Yield	50.0	45.5	43.5	42	40.0	24.5	9.0	5.0	3.5	2.5
2017 T4 (24534)	Ultimate	56.0	45.5	45.0	43.5	40.0	28.0	11.0	6.5	4.0	3.0
	Yield	37.0	29.5	29.0	28.0	27.5	21.0	9.0	5.0	3.5	2.5
3003 O (31000)	Ultimate	23.0	14.0	12.0	11.0	9.0	7.5	6.0	4.0	3.0	2.0
	Yield	6.0	5.0	4.5	4.0	4.0	3.5	3.0	2.5	1.7	1.3
5052 O (52000)	Ultimate	31.0	20.5	19.5	19.5	19.0	16.0	12.0	8.5	5.0	3.5
	Yield	11.0	9.0	9.0	9.0	9.0	9.0	7.5	5.0	4.0	2.0
5086 O (53000)	Ultimate	38.5	27.5	26.5	26.5	26.5	20.5	15.5	12.0	7.5	4.0
	Yield	17.0	15.0	15.0	15.0	15.0	13.5	12.0	7.5	5.0	3.0
6061 T4 (65032)	Ultimate	35.0	26.5	25.0	24.5	-	21.0	13.5	5.0	3.0	2.0
	Yield	19.5	15.5	15.5	14.5	-	14.5	10.5	3.8	1.8	1.5
6061 T6	Ultimate	49.0	34.5	33.0	31.5	29.5	24.0	13.5	5.0	3.2	2.1
	Yield	33.0	29.5	28.5	28.0	26.5	21.5	10.5	3.5	1.9	1.3
6063 T4 (63400)	Ultimate	26.0	20.5	19.5	15.5	-	15.5	6.5	3.5	2.1	1.8
	Yield	12.0	12.0	10.5	9.0	-	9.0	4.5	2.8	1.8	1.4
6063T6	Ultimate	33.0	26.5	25.0	24.5	21.5	14.5	6.5	3.0	2.5	1.6
	Yield	25.0	23.0	22.5	21.5	19.5	14.0	4.5	2.5	1.8	1.4

* Subject to special enquiry

TABLE-6

Wrought Aluminium & Aluminium Alloys:- Mechanical and Electrical Properties

Alloy		Temper Designation	Tensile Strength Min.	0.2 Percent Proof Stress Min.	Percent Elongation on 5.65 S ₀ Min.	Electrical Conductivity at 20° C, Min	Maximum Electrical Resistivity at 20° C	Thickness	Inside bend radius Min.	Coeff. Of thermal expansion	Thermal Conductivity
AA	IS		Mpa	Mpa		% IACS	ohm mm/mm ²	mm		per °C at 20°C typical	CGS at 25°C typical
1050	19501	M	60	-	25	60.00	0.02874	upto 12	1x thickness	23.8 x 10 ⁻⁶	0.56
6101	63401	W	140	80	12	-	-	-	-	-	-
6101	63401	WP (range 1)	170	135	12	56.50	0.03052	3.00 to 9.50	1x thickness	23.4 x 10 ⁻⁶	0.52
6101	63401	WP (range 2)	200	170	10	55.00	0.03135	3.00 to 9.50	2x thickness	23.4 x 10 ⁻⁶	0.52
6201	-	T81	-	-	-	52.50	0.03283	-	-	23.5 x 10 ⁻⁶	0.50

NOTE

$$1\text{MPa} = 1\text{N/mm}^2 = 0.102 \text{ kg/mm}^2$$

Properties in M temper are only typical values and are given for information only.

If required the cross-section shall be calculated from the mass and length of a straight test piece taking density 2.705 for grade 19501 and 2.700 for grade 63401

TABLE 7
Wrought alloys : Welding properties

Alloy & Temper	Gas	Arc with Inert Gas	Relatively Suitable for Joining (*)						Filler Metal (3) †
			Arc With Flux	Resist. Welding	Pressure Welding	Brazing	Soldering Low Temp.	Soldering High Temp.	
1050 O	A	A	A	B	A	A	A	A	1260
1100 O	A	A	A	B	A	A	A	A	1100
2014 O	D	C	C	B	C	D	D	D	4145
2017 T4	D	C	C	B	D	D	D	D	4145
T6	D	C	C	B	D	D	D	D	4145
3003 O	A	A	A	B	A	A	A	A	1100
5005 O	A	A	A	B	A	B	B	A	4043
5052 O	A	A	A	B	B	C	C	C	5356
5086 O	C	A	A	B	C	D	D	D	5356
6061 O	A	A	A	B	A	A	B	A	4043
T4	A	A	A	A	B	A	B	A	4043
T6	A	A	A	A	B	A	B	A	4043
6063 T6	A	A	A	A	B	A	B	A	4043
6101 T6	A	A	A	A	B	A	B	A	4043
6201 T81	A	A	A	A	B	A	B	A	4043
7039 T6	D	C	C	A	C	D	C	C	7039

1. For general purpose only. For specialised applications, e.g. pressure vessels anodised item etc., special process should be used.
2. * Joining ratings A, B, C & D are relative ratings in order of merit.
A - Readily weldable.
B - Special techniques and close control of procedure are required.
C - Limited weldability due to crack sensitivity, loss in strength and or loss in resistance to corrosion.
D - Not recommended.
3. † Filler metals for general purpose only. For specialised applications requiring high strength ductility, colour match after anodising etc., special filler metals are recommended.

TABLE 8

Wrought Alloys : Surface Finishing (Suitability)

Suitable for

Alloy	Protective Anodising	Anodising & Dyeing	Bright Anodising	Plating	Vitreous Immelgin
1050/1070	E	E	V	V	G
1100	V	V	G	V	G
2014/2017	M	M(D)	U	V	U
3003	G	G	M	G	V
4043	G	G(D)	U	O	G
5005	V	V	V	O	U
5052	V	V	G-V	O	U
5086/5056	V	V	G	O	U
6061	G	G	M	O	O
6063	V	V	G-V	O	O
6066	M	M(D)	U	V	U
6101	V	V	G-V	O	O
6351	G	G	M	O	O

E	Excellent
V	very good
G	Good
M	Moderate
U	Unsuitable
D	Only Suitably for dark colours
O	Modified technique is essential and some initial difficulties may occur.

Standard Manufacturing Tolerances

The Standard manufacturing tolerance given here are applicable to the average shape. Wider tolerance may be required for some shapes, and closer tolerances may be possible for others. For 5056, 5083, 5086 and other high magnesium alloys, special (wider) tolerances will be applicable.

Tolerances stricter than standard shall be subjected to special enquiry

TABLE : 9

Round Bars/Rods : Diameter Tolerance

Specified Diameter mm	Tolerance (mm)		
	Class A +	-	Class B ±
Upto 12.0	0.03	0.07	0.20
Over 12.0 Upto 25.0	0.05	0.10	0.25
Over 25.0 Upto 40.0	0.07	0.13	0.30
Over 40.0 Upto 50.0	0.13	0.13	0.38
Over 50.0 Upto 56.0	0.15	0.15	0.46
Over 56.0 Upto 71.0	0.20	0.20	0.53
Over 71.0 Upto 80.0	0.25	0.25	0.61
Over 80.0	0.5%	0.5%	1%

Notes:

1. Class 'A' is for drawn rods.
2. Class 'B' is normal tolerance for extruded rods.

TABLE : 10

Solid Sections : Width Tolerance (at closed ends)

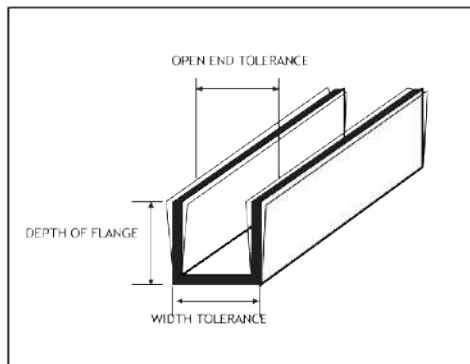
Specified width or Width across flats mm	Tolerance mm ±
4	0.18
5	0.20
6	0.20
8	0.23
10	0.23
12	0.25
16	0.28
20	0.30
25	0.30
32	0.38
40	0.46
50	0.46
60	0.53
80	0.69
100	0.69
120	0.76
160	1.02
200	1.14
250	1.40

Notes:

1. For intermediate size, take tolerance for the next higher value.
2. Width tolerances on open ends of Solid Sections such as Channels, I-Beams, etc. are given separately in Table-11.

TABLE - 11

Solid Sections : Width Tolerance (at open ends)



Displacement of any one leg to be controlled independently by tolerance on angle

Tolerance on open ends of channels and I-beams

Specified Width mm	Depth of flange or leg (mm)			
	6.5 to 16.0	16.1 to 32.0	32.1 to 64.0	64.1 to 150.0
Width Tolerance mm ±				
Upto 6.0	0.30	-	-	-
6.1 to 12.0	0.35	0.40	0.45	-
12.1 to 20.0	0.40	0.45	0.50	-
20.1 to 25.0	0.45	0.50	0.55	0.65
25.1 to 38.0	0.50	0.55	0.65	0.75
38.1 to 50.0	0.60	0.70	0.80	0.90
50.1 to 100.0	0.80	0.90	1.20	1.50
100.1 to 150.0	1.10	1.30	1.70	2.00
150.1 to 200.0	1.50	1.60	2.10	2.50
200.1 to 250.0	1.70	1.90	2.70	3.00

Notes:

1. Tolerance on either internal or external gap (between flanges or legs) can be guaranteed depending on requirements.
2. Width tolerance at closed ends are given in Table - 10.
3. These tolerances are applicable to channels, I-Beam and other such sections where there are both opened and closed ends.

TABLE 12
Solid sections : Thickness tolerance

Specified** Thickness mm	Width of Section (mm)														
	12	16	20	25	32	40	50	63	80	100	125	160	200	250	320
1.2	0.20	0.20	0.20	0.20	0.20	*	*	*	*	*	*	*	*	*	*
1.6	0.18	0.20	0.20	0.20	0.20	*	*	*	*	*	*	*	*	*	*
2.0	0.18	0.20	0.20	0.20	0.20	0.23	0.25	0.28	0.30	0.33	0.36	0.38	0.41	0.46	*
2.5	0.18	0.20	0.20	0.20	0.20	0.23	0.25	0.28	0.30	0.33	0.36	0.38	0.41	0.46	*
3.2	0.18	0.20	0.20	0.20	0.23	0.25	0.28	0.30	0.33	0.36	0.38	0.41	0.43	0.48	*
4.0	0.20	0.23	0.23	0.23	0.25	0.28	0.30	0.33	0.36	0.38	0.43	0.43	0.46	0.51	*
5.0	0.20	0.23	0.23	0.23	0.25	0.28	0.30	0.33	0.36	0.38	0.41	0.43	0.46	0.51	*
6.0	0.20	0.23	0.23	0.23	0.25	0.28	0.30	0.33	0.36	0.41	0.46	0.51	0.56	0.66	*
8.0	0.23	0.25	0.25	0.25	0.28	0.30	0.33	0.36	0.38	0.43	0.48	0.53	0.58	0.71	*
10.0	0.23	0.25	0.25	0.25	0.28	0.30	0.33	0.36	0.38	0.43	0.48	0.53	0.58	0.71	*
12.0	0.25	0.28	0.28	0.28	0.30	0.33	0.36	0.38	0.41	0.46	0.48	0.53	0.58	0.74	0.97
16.0	0.28	0.30	0.30	0.30	0.33	0.36	0.38	0.41	0.43	0.48	0.51	0.56	0.61	0.76	1.02
20.0	-	0.30	0.30	0.30	0.36	0.38	0.41	0.43	0.46	0.51	0.53	0.61	0.69	0.79	1.04
25.0	-	0.30	0.30	0.30	0.36	0.38	0.41	0.43	0.46	0.51	0.53	0.61	0.69	0.79	1.04
32.0	-	-	-	-	0.38	0.41	0.43	0.46	0.48	0.53	0.56	0.66	0.74	-	-
40.0	-	-	-	-	-	0.46	0.48	0.51	0.53	0.56	0.61	0.71	0.79	-	-
50.0	-	-	-	-	-	-	0.53	0.56	0.58	0.61	0.66	0.76	0.84	-	-
63.0	-	-	-	-	-	-	-	0.61	0.64	0.66	0.71	0.81	0.89	-	-
80.0	-	-	-	-	-	-	-	-	0.69	0.71	0.74	0.86	0.94	-	-
100.0	-	-	-	-	-	-	-	-	-	0.76	0.79	0.91	0.99	-	-
125.0	-	-	-	-	-	-	-	-	-	-	0.89	0.97	1.04	-	-

* To be regarded as special sections.

** For intermediate size, take tolerance for the next higher value.

TABLE - 13
Round Tubes : Wall Thickness Tolerance

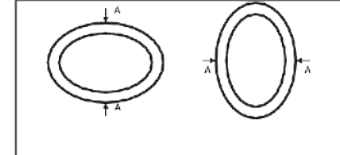
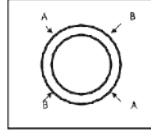
Specified Wall Thickness (mm)	Tolerance (mm)	
	Class 1 ±	Class 2 ±
Upto 1.2	0.30	-
1.60	0.30	-
1.80	0.30	-
2.00	0.30	-
2.24	0.30	-
2.50	0.33	-
2.80	0.36	-
3.15	0.40	0.90
3.55	0.43	0.94
4.00	0.48	0.97
4.50	0.51	1.02
5.00	0.56	1.07
5.50	0.61	1.12
6.30	0.67	1.18
7.10	0.76	1.27
8.00	0.97	1.47
9.00	1.10	1.60
10.00	1.22	1.73
11.20	1.28	1.79
12.50	1.35	1.85

Notes :

1. Tubes with wall thickness intermediate between standard sizes will have the tolerance of the next higher wall thickness.
2. Tolerance on standard wall thickness above 12.50 mm may be as agreed to between the purchaser and the supplier.
3. For Al-Zn-Mg, Al-Mg and Al-Cu alloys, class 2 tolerances shall apply.
4. For Al, Al-Mn and Al-Mg-Si alloys, class 1 tolerances

TABLE - 14

**Round Tubes :
Diameter Tolerance**



Specified Diameter Outside or Inside mm	Allowable Deviation of Mean Diameter $\frac{1}{2} (AA+BB)$ from Specified Diameter (Dia. Tolerance) mm \pm	Allowable Deviation of Diameter at any point From Specified Diameter (Ovalness Tolerance) mm \pm
From 9 upto 18	0.25	0.50
Over 18 upto 30	0.30	0.60
Over 30 upto 40	0.36	0.80
Over 40 upto 50	0.45	0.90
Over 50 upto 60	0.54	1.00
Over 60 upto 80	0.60	1.30
Over 80	1% of dia	2.5% of dia

Notes :

1. When outside diameter, inside diameter and wall thickness are all specified, standard tolerances are applicable to any two of these dimensions, but not to all three.
2. Mean diameter is the average of two diameter measurement taken at right angles to each other at any point along the length. In other words, mean diameter is $\frac{1}{2} (AA + BB)$.
Ovalness tolerance is not applicable for annealed temper or if the wall thickness is less than 2.5% of the outside diameter

CURTAIN WALL SECTION

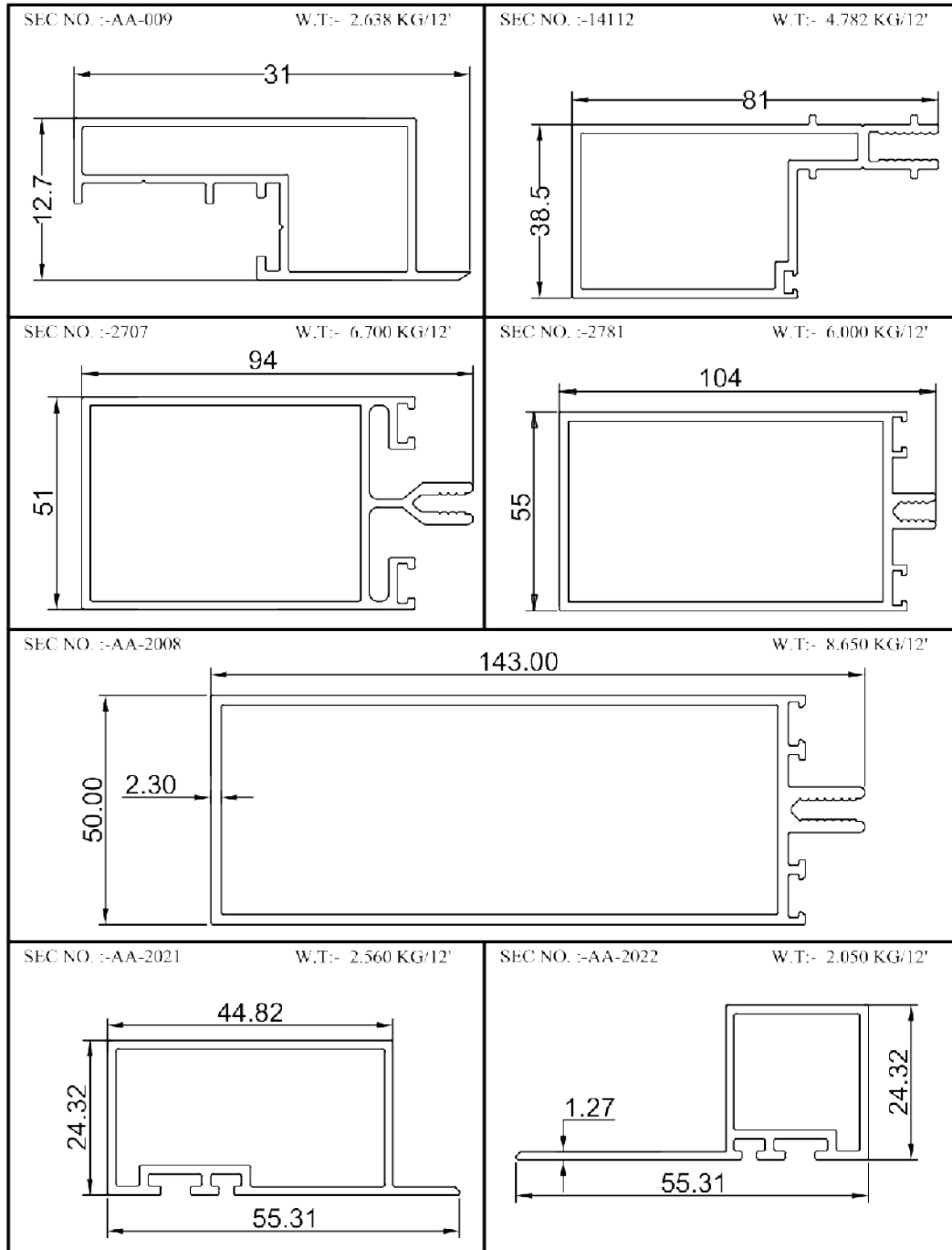


TABLE 15
Hollow Sections: Wall Thickness Tolerance

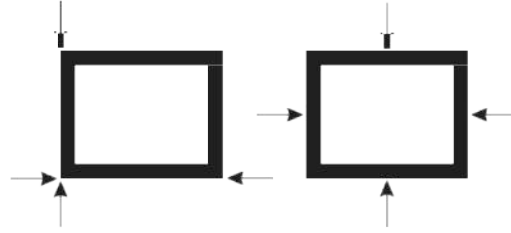
Wall Thickness mm	Width or overall dimensions (mm)														
	Over 10.0 Upto 20.0	20.0 33.0	30.0 40.0	40.0 50.0	50.0 60.0	60.0 80.0	80.0 100.0	100.0 120.0	120.0 140.0	140.0 160.0	160.0 180.0	180.0 200.0	200.0 225.0	225.0 250.0	
Class B															
Over	Upto														
1.0	1.5	0.28	0.28	0.28	0.30	-	-	-	-	-	-	-	-	-	-
1.5	2.0	0.30	0.33	0.33	0.36	-	-	-	-	-	-	-	-	-	-
2.0	2.5	0.33	0.33	0.36	0.38	0.43	0.46	-	-	-	-	-	-	-	-
2.5	3.0	0.41	0.43	0.46	0.48	0.51	0.53	0.56	-	-	-	-	-	-	-
3.0	4.0	0.53	0.56	0.58	0.61	0.64	0.66	0.69	0.71	0.74	-	-	-	-	-
4.0	5.0	-	0.71	0.74	0.76	0.79	0.81	0.84	0.86	0.89	0.91	0.94	1.02	-	-
5.0	6.0	-	-	0.97	0.99	1.02	1.04	1.07	1.09	1.12	1.14	1.17	1.19	1.22	1.24
6.0	8.0	-	-	-	1.22	1.24	1.27	1.30	1.32	1.35	1.37	1.40	1.42	1.45	1.47
8.0	10.0	-	-	-	-	1.47	1.50	1.52	1.55	1.57	1.60	1.63	1.65	1.68	1.70
10.0	12.0	-	-	-	-	1.73	1.75	1.78	1.8	1.83	1.85	1.88	1.90	1.93	1.96
12.0	16.0	-	-	-	-	-	1.98	2.00	2.03	2.06	2.08	2.11	2.13	2.16	2.18
16.0	20.0	-	-	-	-	-	-	2.24	2.26	2.29	2.31	2.34	2.36	2.39	2.41
20.0	25.0	-	-	-	-	-	-	2.49	2.51	2.54	2.57	2.59	2.62	2.64	2.67
Class A															
1.5	2.0	0.28	0.30	0.30	0.33	-	-	-	-	-	-	-	-	-	-
2.0	2.5	0.30	0.30	0.33	0.36	0.41	0.43	-	-	-	-	-	-	-	-
2.5	3.0	0.30	0.30	0.36	0.38	0.43	0.46	0.51	-	-	-	-	-	-	-
3.0	4.0	0.33	0.36	0.38	0.41	0.46	0.51	0.56	0.61	0.69	-	-	-	-	-
4.0	5.0	-	0.41	0.43	0.46	0.51	0.56	0.61	0.69	0.76	0.84	0.91	0.99	-	-
5.0	6.0	-	-	0.46	0.51	0.56	0.61	0.69	0.76	0.84	0.91	0.99	1.07	-	-
6.0	8.0	-	-	-	0.56	0.61	0.69	0.76	0.84	0.91	0.99	1.07	1.14	-	-
8.0	10.0	-	-	-	-	0.69	0.76	0.84	0.91	0.99	1.07	1.14	1.22	-	-
10.0	12.0	-	-	-	-	0.76	0.84	0.91	0.99	1.07	1.14	1.22	1.30	-	-
12.0	16.0	-	-	-	-	-	0.91	0.99	1.07	1.14	1.22	1.30	1.37	-	-
16.0	20.0	-	-	-	-	-	-	1.07	1.14	1.22	1.30	1.37	1.45	-	-

Notes:

1. These tolerances are applicable to hollow sections other than round tubes.
2. For non-heat-treatable alloys, these tolerances are applicable when wall thickness of the section is at least 1.5 mm or 1/32 of overall width, whichever is greater. For heat-treated alloys, these tolerances are applicable when wall thickness is at least 1.5 mm or 1/24 of overall width, whichever is greater.
3. Unless otherwise specified, class B tolerances will be applicable.
4. For high-magnesium non-heat-treatable alloys (5052, 5056, 5083, 5086), an extra tolerance of 50% shall be allowed.

TABLE 16

Hollow Sections: Width Tolerance



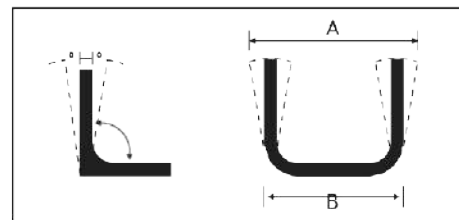
Specified Width or Width across flats (mm)		Width tolerance \pm when measured	
Over	Upto	at corners	at centre
10.0	20.0	0.30	0.46
20.0	30.0	0.38	0.55
30.0	40.0	0.45	0.65
40.0	50.0	0.52	0.80
50.0	60.0	0.60	1.00
60.0	80.0	0.70	1.20
80.0	100.0	0.80	1.40
100.0	120.0	0.89	1.65
120.0	140.0	1.02	1.90
140.0	160.0	1.14	2.20
160.0	180.0	1.27	2.45
180.0	200.0	1.40	2.70

Notes:

1. These tolerances are applicable to hollow sections other than round tubes.
2. For non-heat-treatable alloys, these tolerances are applicable when wall thickness of the section is at least 1.5 mm or 1/32 of overall width, whichever is greater. For heat-treated alloys, these tolerances are applicable when wall thickness is at least 1.5 mm or 1/24 of overall width, whichever is greater.
3. For high-magnesium non-heat-treatable alloys (5052, 5056, 5083, 5086), an extra tolerance of 50% shall be allowed.

TABLE 17

Solid & Hollow Sections: Angularity Tolerance



Displacement of any one leg to be controlled independently by angular tolerances

Specified thickness of thinnest leg mm	Allowable deviation from specified angle degree \pm
Upto 5.0	2.0
Over 5.0 upto 19.0	1.5
Over 19.0	1.0

Notes :

Angles should be measured at the extremities of the section. If the cases of the sections are convex, the angle should be measured by balancing the arms of the protractor at the middle of the section.

TABLE 18
Solid & Hollow Sections: Flatness Tolerance



Width of section (mm) A		Tolerance B
Over	Upto & including	±mm
-	25	0.18
25	38	0.25
38	50	0.30
50	-	0.30 plus 0.13 mm for every 25 mm of width (see ex. below)

Example : The tolerances for a solid section of 150 mm width shall be as follows:

$$\pm(0.30 + 0.13 \times \frac{150}{25}) = (0.30 \pm 0.13 \times 6) = \pm 1.08 \text{ mm}$$

Notes :

1. Flatness tolerance is measure of concavity or convexity.
2. While measuring convexity, the straight edge shall be balanced at the middle of the section.

TABLE 19
Solid & Hollow Section: Twist & Straightness Tolerance



Diameter of circumscribing	Allowable deviation from straightness
Upto & including 25.0	2.1
Over 25.0	1.7

Notes :

1. Tolerance values are same for straightness and twist.
2. Twist is normally measured by placing the extruded section on a flat surface and measuring the maximum distance at any point along its length between the bottom surface of the section and the flat surface. From this measurement, the deviation from true straightness of the section is subtracted. The remainder is the twist. To convert the standard twist tolerance to an equivalent inner value, the tangent of the standard tolerance is multiplied by the width of the surface of the section that is one of the flat surface.

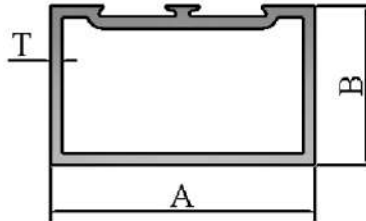
TABLE 20
Solid & Hollow Section: Cut Length Tolerance

Width or diameter mm	Length tolerance mm ±
Upto 50.0	6
50.1 to 100.0	8
100.1 to 150.0	10
150.1 and above	12

Architectural & Building Solutions

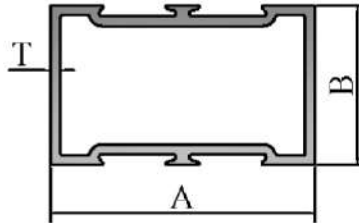


SINGLE PARTITION



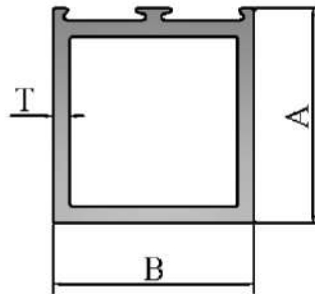
S.NO	SECTION .NO	A	B	T	WT.RANGE(KG/12')
1	3101	63	38	0.91	2.500 - 2.700
2	3102	63	38	1.05	2.750 - 3.000
3	3103	63	38	1.30	3.400 - 3.600
4	3104	63	38	1.47	3.800 - 4.000
5	3105	63	38	1.70	4.400 - 4.600
6	3106	63	38	1.87	4.800 - 5.000
7	3106 A	63	38	2.35	5.800 - 6.000
8	3106 B	63	38	2.75	6.800 - 7.000
9	3107	101	44	1.23	4.500 - 4.700
10	3108	101	44	1.30	4.800 - 5.000
11	3109	101	44	1.60	5.800 - 6.000
12	3110	101	44	1.90	6.800 - 7.000
13	3110 A	101	44	2.15	7.800 - 8.000
14	3110 B	101	44	2.45	8.800 - 9.000
15	3110 C	101	44	2.75	9.800 - 10.00
16	3110 D	101	44	3.00	10.800 - 11.00

DOUBLE PARTITION



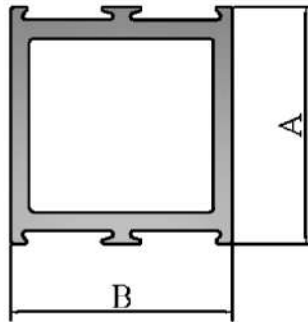
S.NO	SECTION .NO	A	B	T	WT.RANGE(KG/12')
1	3111	63	38	0.85	2.500 - 2.700
2	3112	63	38	0.95	2.750 - 3.000
3	3113	63	38	1.20	3.400 - 3.600
4	3114	63	38	1.36	3.800 - 4.000
5	3115	63	38	1.62	4.400 - 4.600
6	3116	63	38	1.77	4.800 - 5.000
7	3116 A	63	38	2.20	5.800 - 6.000
8	3116 B	63	38	2.63	6.800 - 7.000
9	3117	101	44	1.16	4.500 - 4.700
10	3118	101	44	1.22	4.800 - 5.000
11	3119	101	44	1.55	5.800 - 6.000
12	3120	101	44	1.85	6.800 - 7.000
13	3120 A	101	44	2.10	7.800 - 8.000
14	3120 B	101	44	2.40	8.800 - 9.000
15	3120 C	101	44	2.70	9.800 - 10.00
16	3120 D	101	44	3.00	10.800 - 11.00

DOOR MIDDLE SINGLE



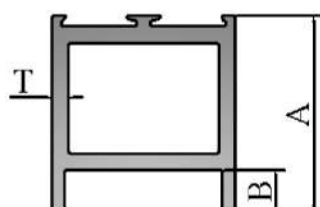
S.NO	SECTION .NO	A	B	T	WT.RANGE(KG/12')
1	3121	47	44	1.05	2.500 - 2.700
2	3122	47	44	1.17	2.750 - 3.000
3	3123	47	44	1.45	3.400 - 3.600
4	3125	47	44	1.62	3.800 - 4.000
5	3125 A	47	44	2.10	4.800 - 5.000
6	3125 B	47	44	2.50	5.800 - 6.000
7	3125 C	47	44	3.00	6.800 - 7.000
8	3126	83	44	1.38	4.400 - 4.600
9	3127	83	44	1.48	4.800 - 5.000
10	3128	83	44	1.80	5.800 - 6.000
11	3129	83	44	2.15	6.800 - 7.000
12	3130	83	44	2.45	7.800 - 8.000
13	3130 A	83	44	2.80	8.800 - 9.000

DOOR MIDDLE DOUBLE



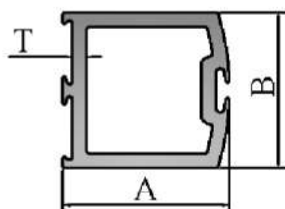
S.NO	SECTION .NO	A	B	T	WT.RANGE(KG/12')
1	3131	47	44	0.95	2.500 - 2.700
2	3132	47	44	1.08	2.750 - 3.000
3	3133	47	44	1.35	3.400 - 3.600
4	3135	47	44	1.52	3.800 - 4.000
5	3135 A	47	44	1.95	4.800 - 5.000
6	3135 B	47	44	2.40	5.800 - 6.000
7	3135 C	47	44	2.85	6.800 - 7.000
8	3136	83	44	1.30	4.400 - 4.600
9	3137	83	44	1.41	4.800 - 5.000
10	3138	83	44	1.75	5.800 - 6.000
11	3139	83	44	2.05	6.800 - 7.000
12	3140	83	44	2.40	7.800 - 8.000
13	3140 A	83	44	2.70	8.800 - 9.000

DOOR TOP



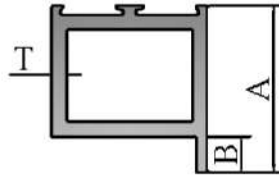
S.NO	SECTION .NO	A	B	T	WT.RANGE(KG/12')
1	3141	47	10	1.05	2.500 - 2.700
2	3142	47	10	1.17	2.750 - 3.000
3	3143	47	10	1.45	3.400 - 3.600
4	3144	47	10	1.62	3.800 - 4.000
5	3145	47	10	2.05	4.800 - 5.000
6	3146	47	10	3.00	6.800 - 7.000
7	3147	83	10	1.49	4.800 - 5.000
8	3148	83	10	1.80	5.800 - 6.000
9	3149	83	10	2.15	6.800 - 7.000
10	3149 B	83	10	2.75	8.800 - 9.000
11	3149 T	114	10	1.20	4.800 - 5.000

DOOR VERTICAL



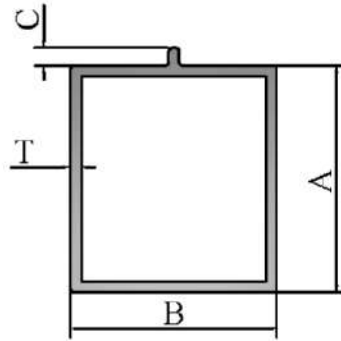
S.NO	SECTION .NO	A	B	T	WT.RANGE(KG/12')
1	3155	47	44	0.95	2.500 - 2.700
2	3156	47	44	1.05	2.750 - 3.000
3	3157	47	44	1.55	3.800 - 4.000
4	3157 A	47	44	2.00	4.800 - 5.000
5	3157 B	47	44	3.00	6.800 - 7.000
6	3158	83	44	1.45	4.700 - 5.000
7	3159	83	44	1.80	5.700 - 6.000
8	3160	83	44	2.10	6.700 - 7.000
9	3161	83	44	2.45	7.700 - 8.000
10	3162	83	44	2.75	8.700 - 9.000

DOOR TOP SINGLE



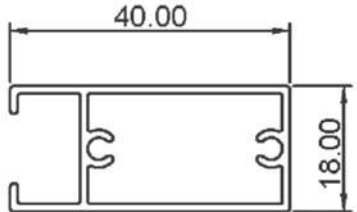
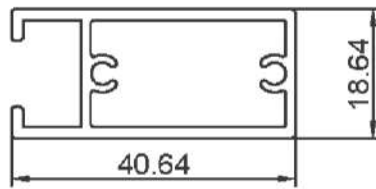
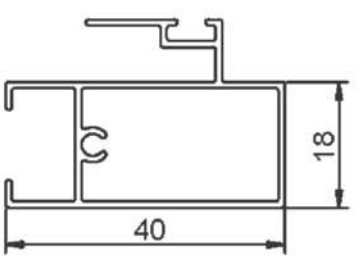
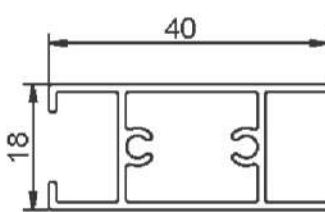
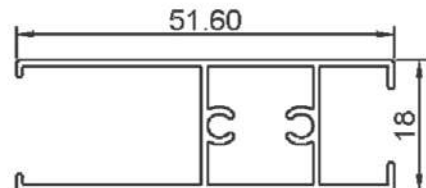
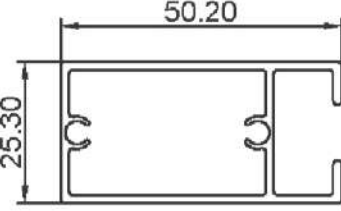
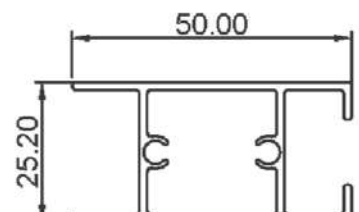
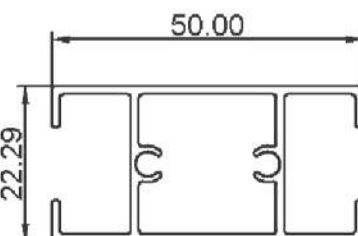
S.NO	SECTION .NO	A	B	T	WT.RANGE(KG/12')
1	3150	47	10	1.12	2.500 - 2.700
2	3151	47	10	1.22	2.750 - 3.000
3	3152	47	10	1.72	3.800 - 4.000
4	3153	47	10	2.20	4.800 - 5.000
5	3154	47	10	3.15	6.800 - 7.000
6	3154 G	83	10	1.20	4.800 - 5.000
7	3154 H	83	10	2.20	6.800 - 7.000

STRETCHER GLIZING

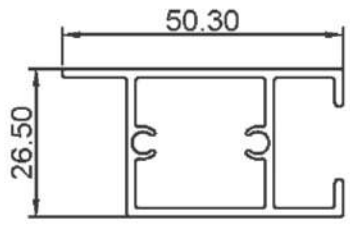
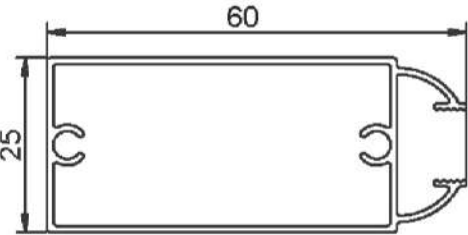
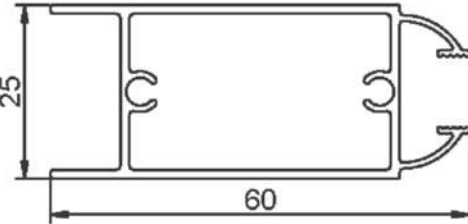
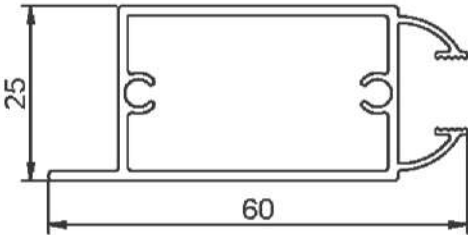
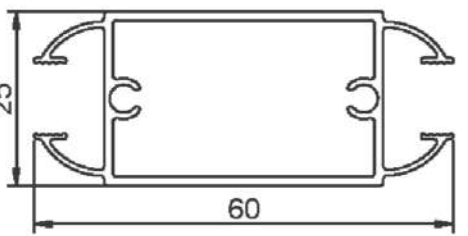
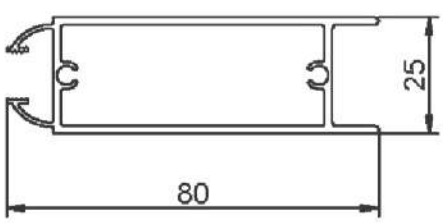
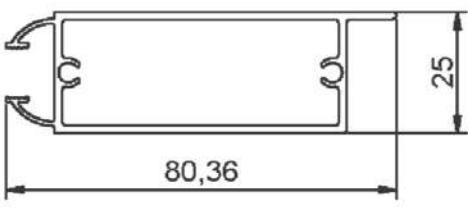
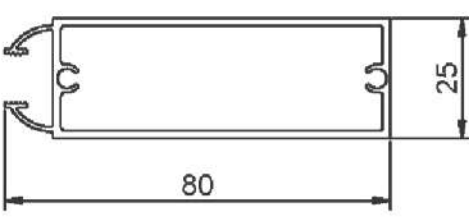


S.NO	SECTION .NO	A	B	T	C	WT.RANGE(KG/12')
1	3201	50.00	50.00	1.40	5.00	3.500 - 3.700
2	3205	63.00	58.00	1.56	5.00	4.700 - 5.000
3	3206	63.00	58.00	1.80	5.00	5.400 - 5.500
4	3206 A	63.00	58.00	1.97	5.00	5.800 - 6.000
5	3207	79.20	50.00	1.47	6.50	4.700 - 5.000
6	3208	79.20	50.00	1.67	6.50	5.300 - 5.500
7	3209	79.20	50.00	2.05	6.50	6.500 - 7.000
8	3210	100	57.00	1.85	10.00	7.500 - 8.000

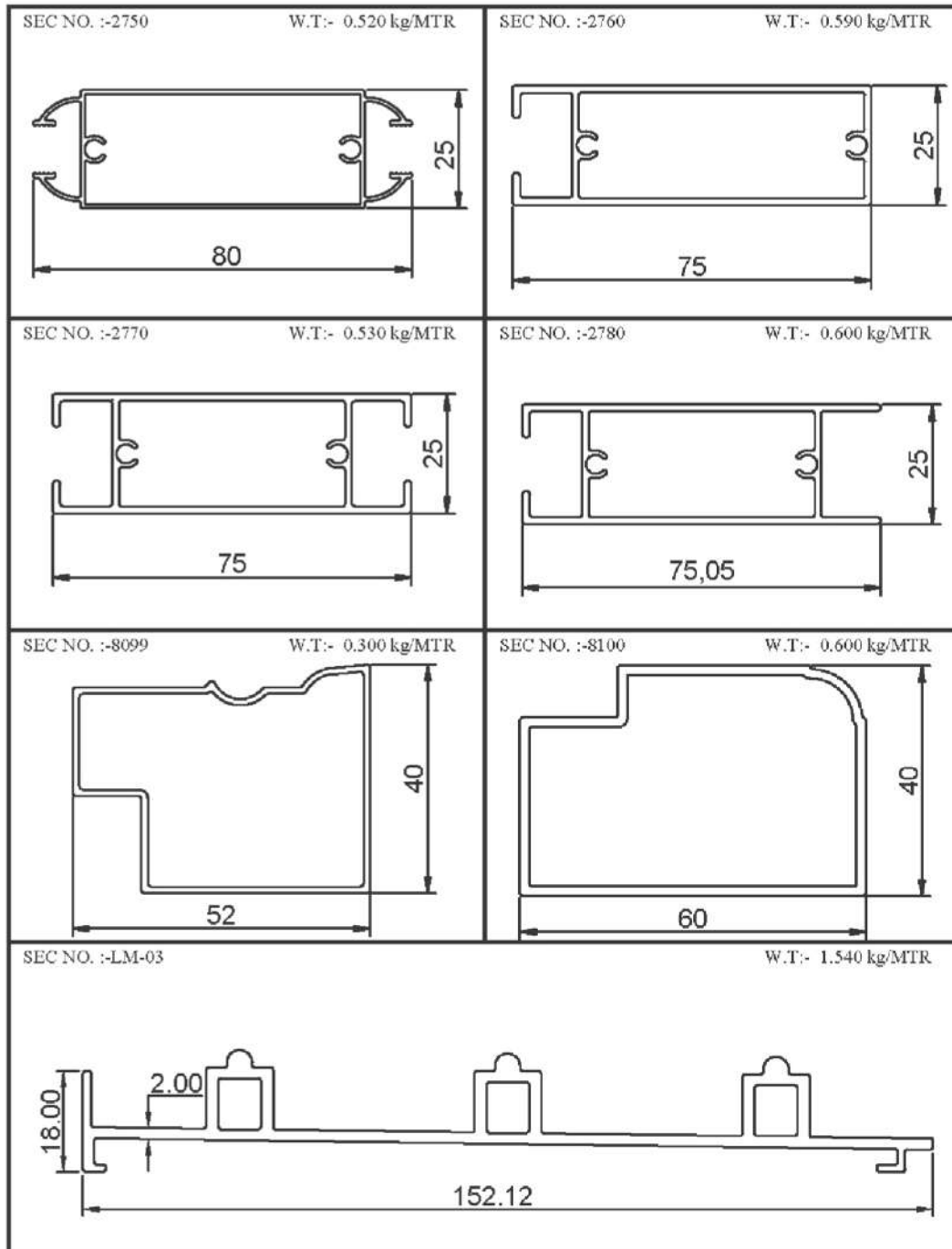
DOORS SECTION

<p>SEC NO. :-2606 W.T:- 0.390 kg/MTR</p> 	<p>SEC NO. :-2607 W.T:- 0.560 kg/MTR</p> 
<p>SEC NO. :-2616 W.T:- 0.380 kg/MTR</p> 	<p>SEC NO. :-2626 W.T:- 0.560 kg/MTR</p> 
<p>SEC NO. :-2630 W.T:- 0.390 kg/MTR</p> 	<p>SEC NO. :-2640 W.T:- 0.390 kg/MTR</p> 
<p>SEC NO. :-2650 W.T:- 0.390 kg/MTR</p> 	<p>SEC NO. :-2660 W.T:- 0.370 kg/MTR</p> 

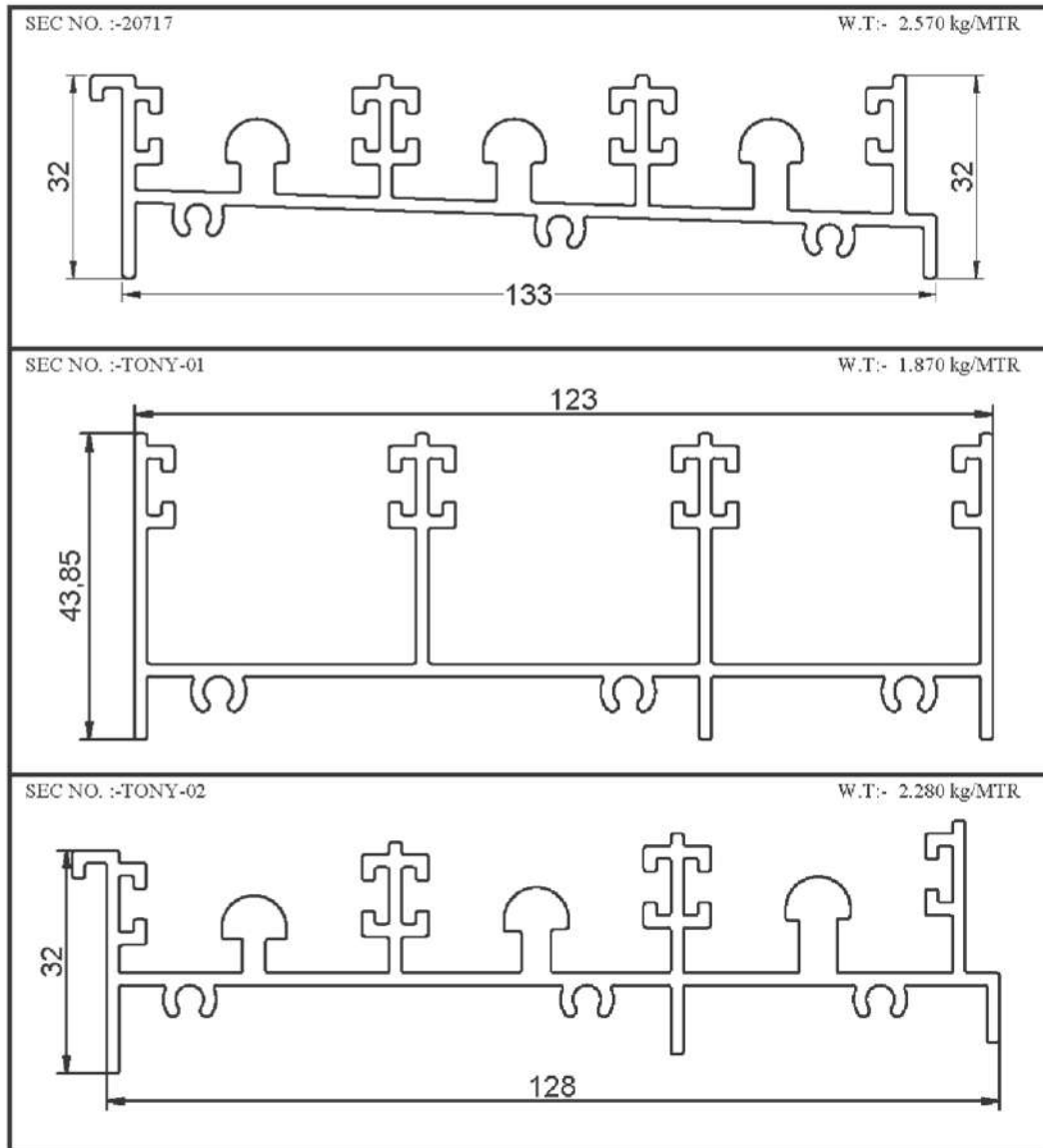
DOORS SECTION

<p>SEC NO. :-2670 W.T:- 0.420 kg/MTR</p> 	<p>SEC NO. :-2680 W.T:- 0.470 kg/MTR</p> 
<p>SEC NO. :-2690 W.T:- 0.470 kg/MTR</p> 	<p>SEC NO. :-2700 W.T:- 0.490 kg/MTR</p> 
<p>SEC NO. :-2690 W.T:- 0.480 kg/MTR</p> 	<p>SEC NO. :-2720 W.T:- 0.550 kg/MTR</p> 
<p>SEC NO. :-2730 W.T:- 0.540 kg/MTR</p> 	<p>SEC NO. :-2740 W.T:- 0.580 kg/MTR</p> 

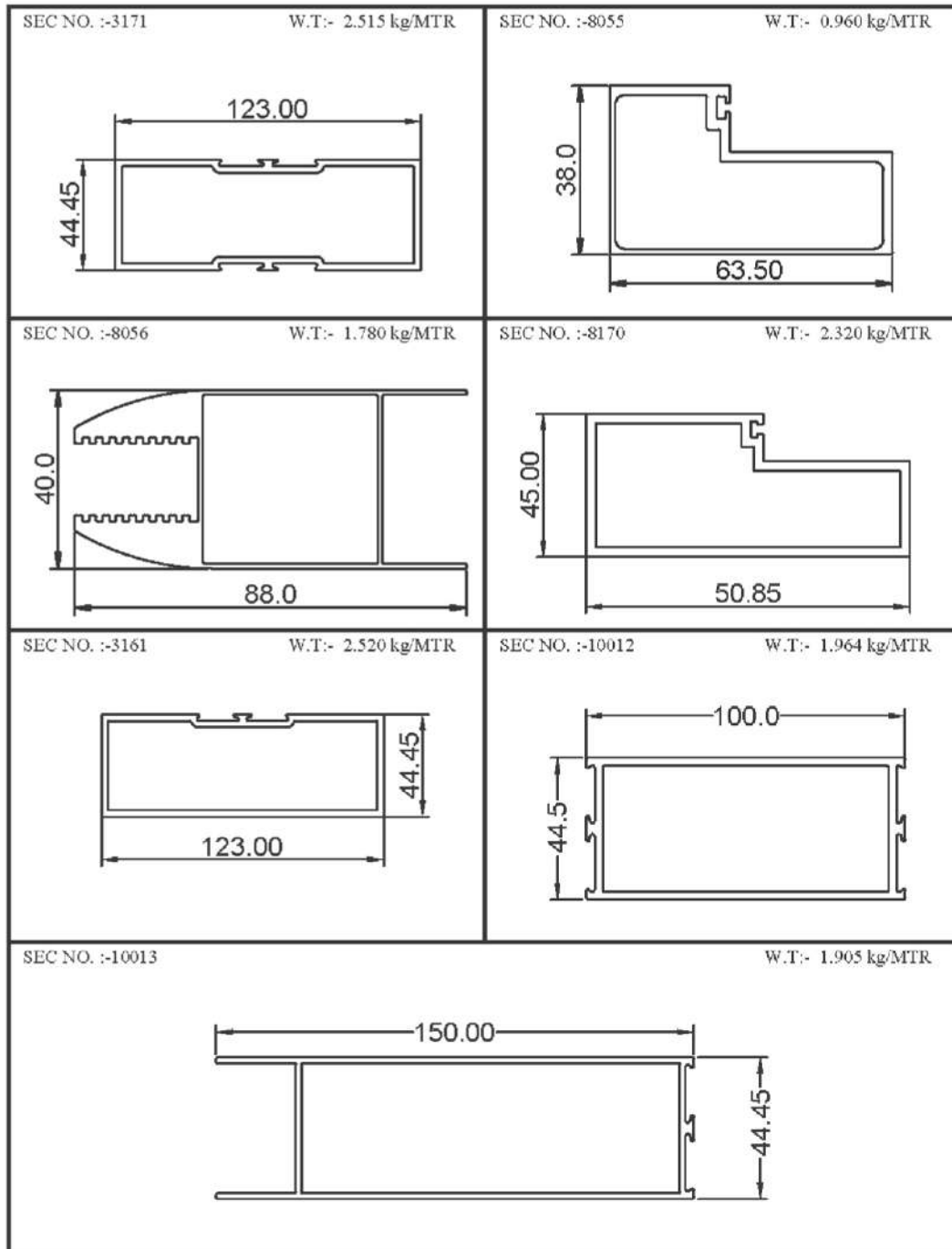
DOORS SECTION



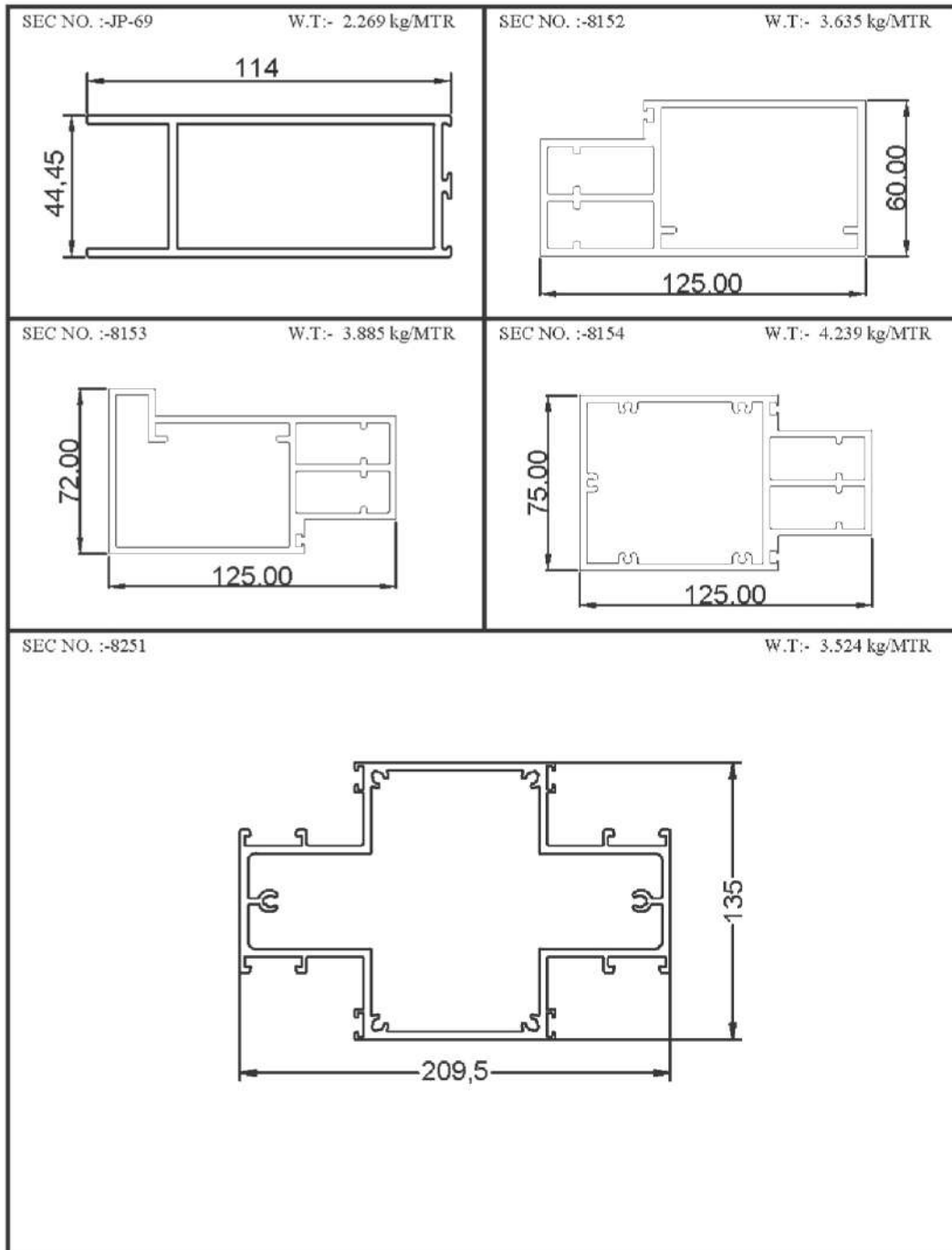
DOORS SECTION



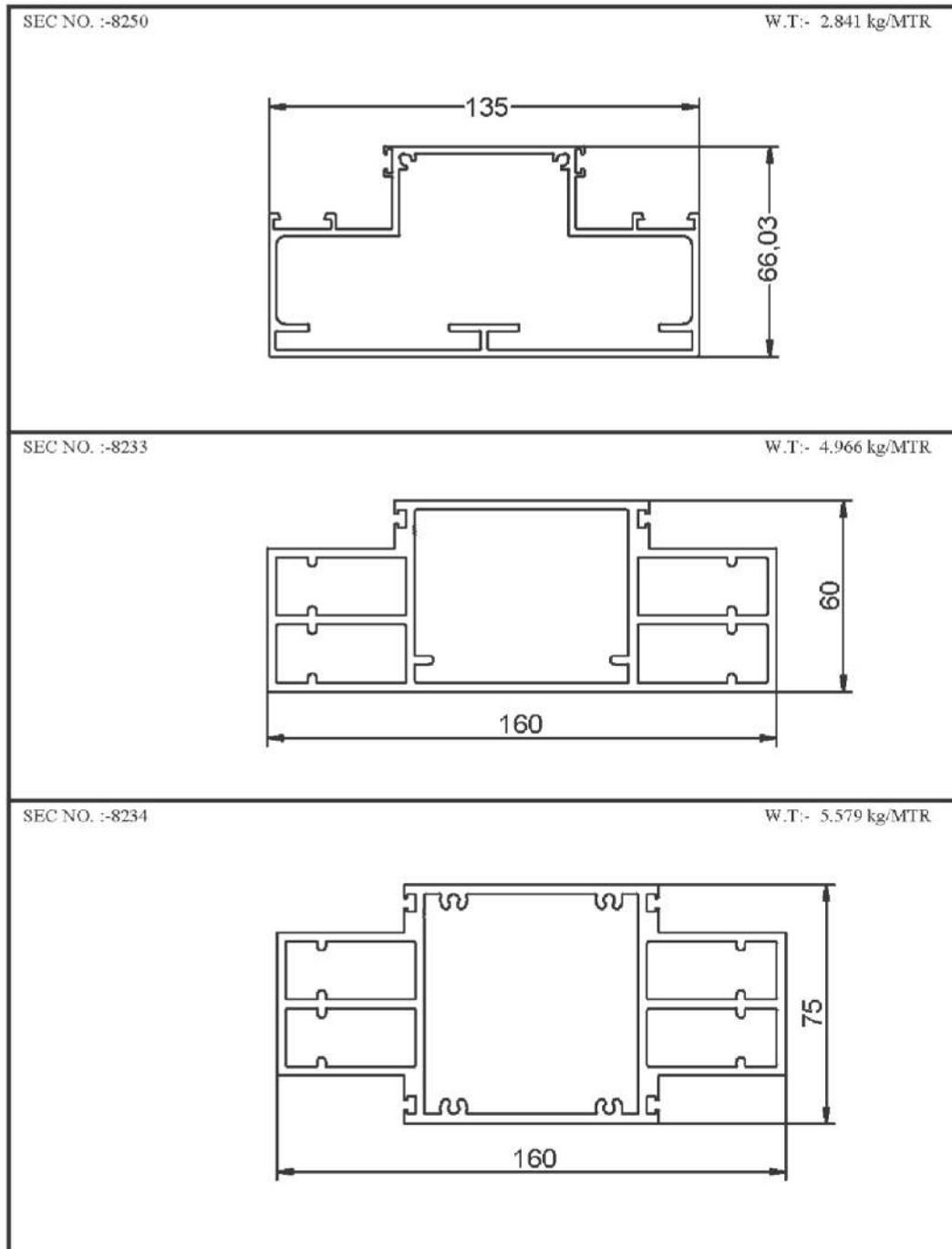
DOORS SECTION



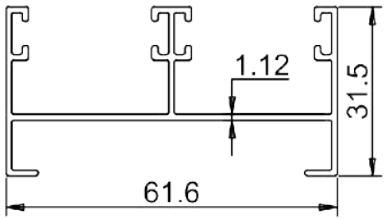
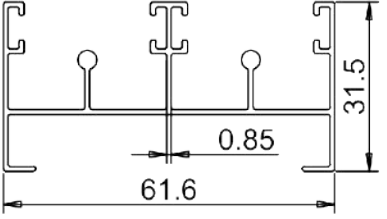
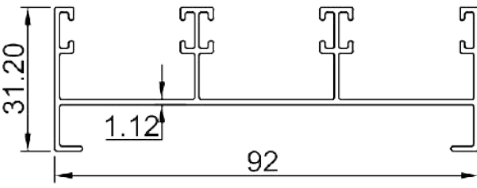
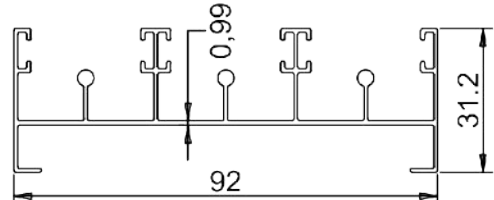
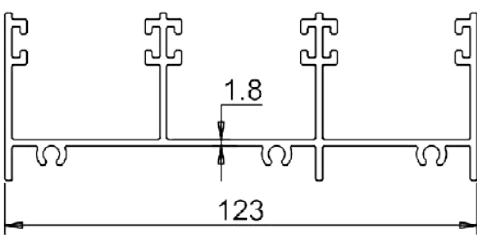
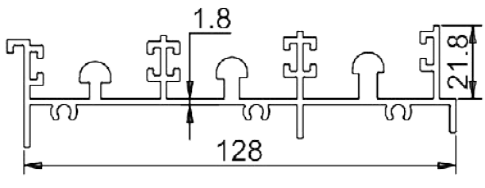
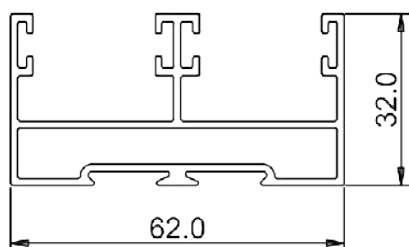
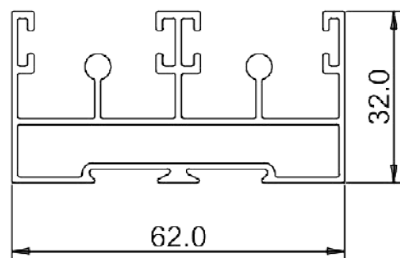
DOORS SECTION



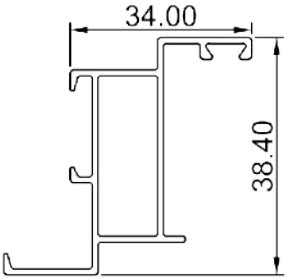
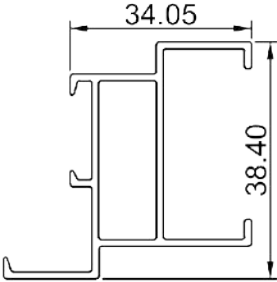
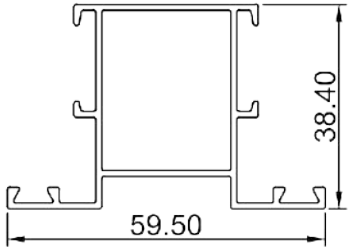
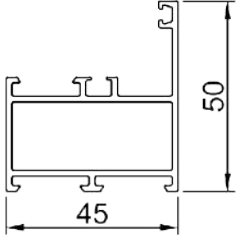
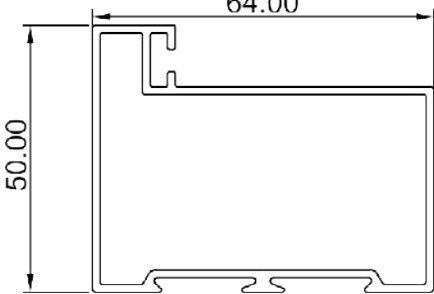
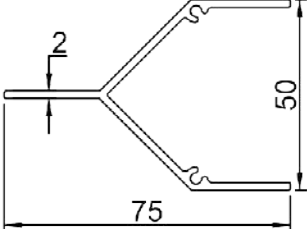
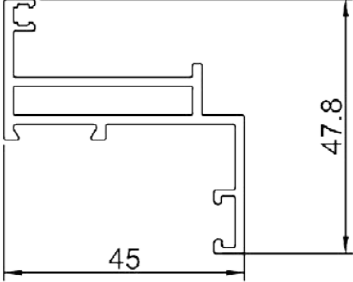
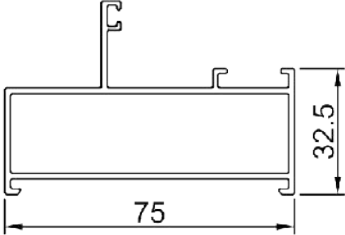
DOORS SECTION



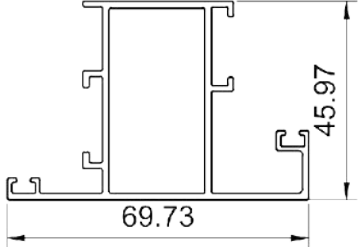
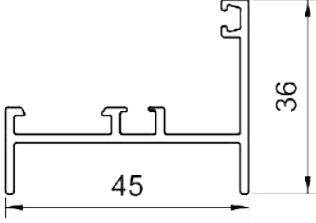
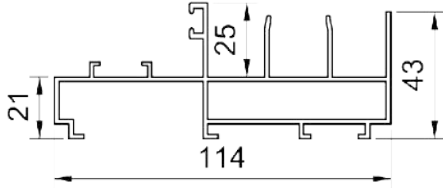
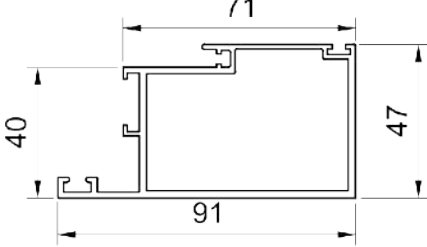
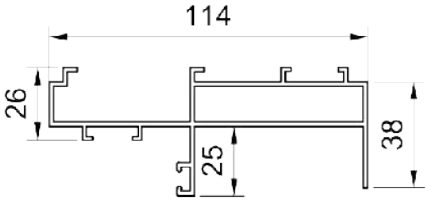
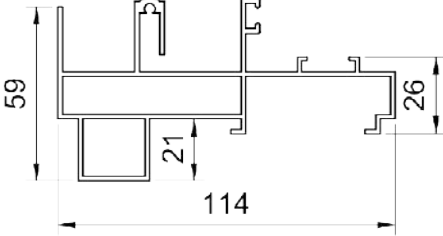
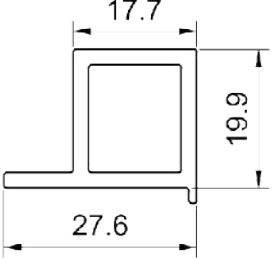
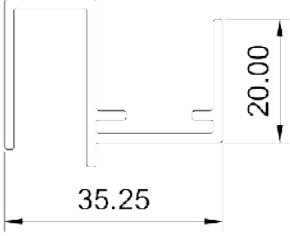
ARCHITECTURAL

<p>SEC NO. :- 8030 W.T:- 2.00 kg/12'</p> 	<p>SEC NO. :- 8035 W.T:- 2.00 kg/12'</p> 
<p>SEC NO. :- 8041 W.T:- 2.715 kg/12'</p> 	<p>SEC NO. :- 8046 W.T:- 2.700 kg/12'</p> 
<p>SEC NO. :- 8050 W.T:- 6.850 kg/12'</p> 	<p>SEC NO. :- 8051 W.T:- 8.350 kg/12'</p> 
<p>SEC NO. :- 8052 W.T:- 3.400 kg/12'</p> 	<p>SEC NO. :- 8053 W.T:- 3.500 kg/12'</p> 

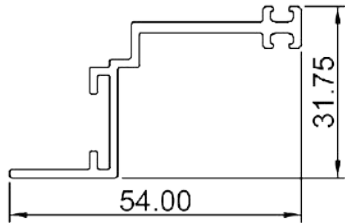
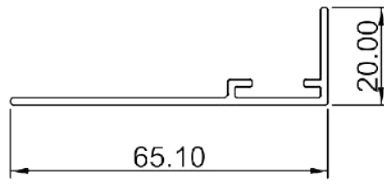
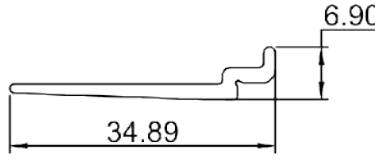
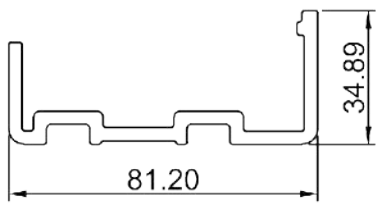
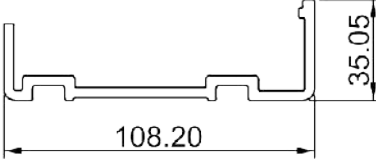
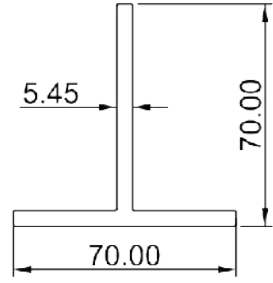
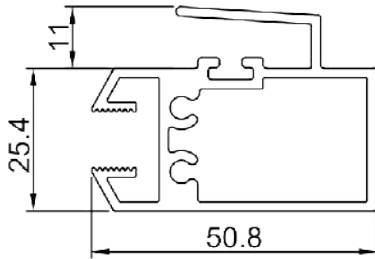
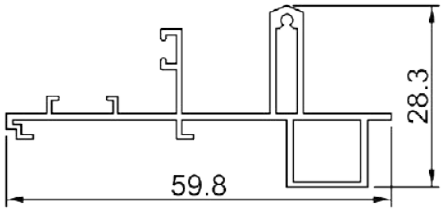
ARCHITECTURAL

<p>SEC NO. :- 20719 W.T:- 1.820 kg/12'</p> 	<p>SEC NO. :- 20721 W.T:- 2.200 kg/12'</p> 
<p>SEC NO. :- 20720 W.T:- 2.200 kg/12'</p> 	<p>SEC NO. :- ST.AL1027 W.T:- 2.931 kg/12'</p> 
<p>SEC NO. :- 20024 W.T:- 4.460 kg/12'</p> 	<p>SEC NO. :- ST.AL1029 W.T:- 2.960 kg/12'</p> 
<p>SEC NO. :- 2921 W.T:- 2.600 kg/12'</p> 	<p>SEC NO. :-ST.13712 W.T:- 3.560 kg/12'</p> 

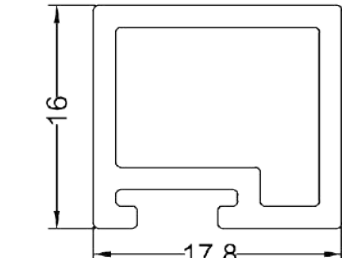
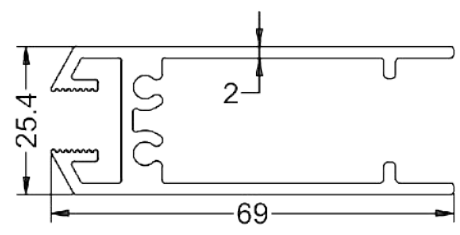
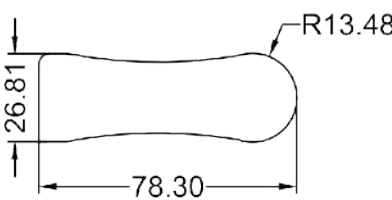
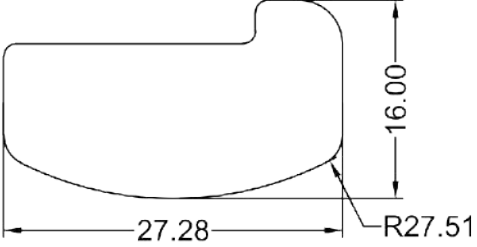

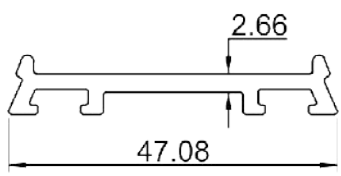
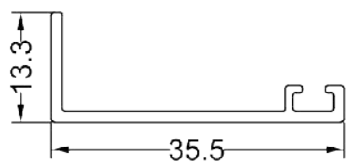
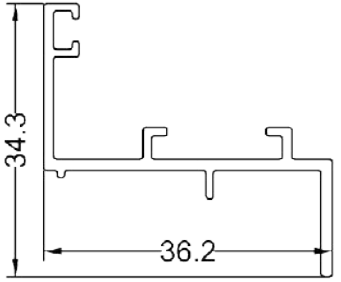
ARCHITECTURAL

<p>SEC NO. :- ST-1037 W.T:- 3.618 kg/12'</p> 	<p>SEC NO. :- ST-1058 W.T:- 1.800 kg/12'</p> 
<p>SEC NO. :- AL-1048 W.T:- 5.660 kg/12'</p> 	<p>SEC NO. :- AL-1050 W.T:- 5.437 kg/12'</p> 
<p>SEC NO. :- AL-1051 W.T:- 5.034 kg/12'</p> 	<p>SEC NO. :- AL-1055 W.T:- 6.567 kg/12'</p> 
<p>SEC NO. :-UCM-ADP2520 W.T:- 1.380 kg/12'</p> 	<p>SEC NO. :-UCM-ADP3527 W.T:- 1.640 kg/12'</p> 

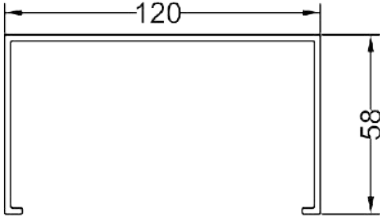
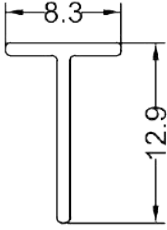
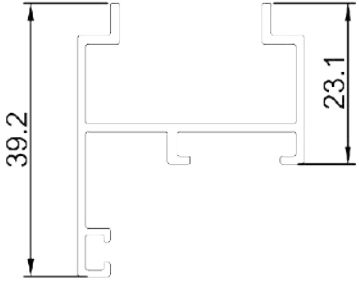
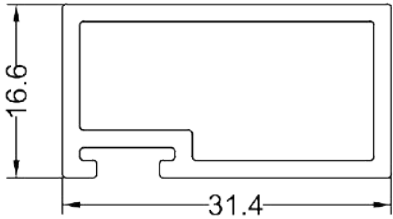
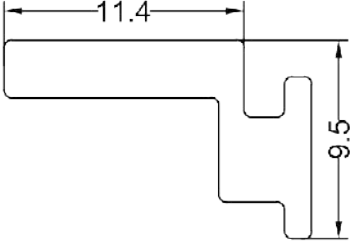
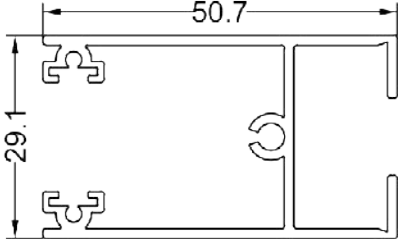
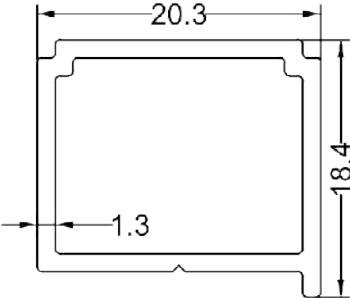
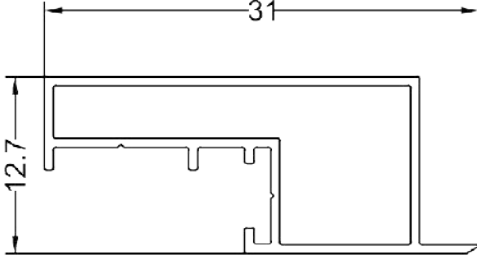
ARCHITECTURAL

<p>SEC NO. :-UCW-ACPM5432 W.T:- 1.700 kg/12'</p> 	<p>SEC NO. :-UCW-ACPV6520 W.T:- 1.390 kg/12'</p> 
<p>SEC NO. :-UCW-GS346 W.T:- 0.650 kg/12'</p> 	<p>SEC NO. :-UCW-SP8135 W.T:- 5.400 kg/12'</p> 
<p>SEC NO. :-UCW-SP10835 W.T:- 5.400 kg/12'</p> 	<p>SEC NO. :-UCW-SP10835 W.T:- 5.400 kg/12'</p> 
<p>SEC NO. :-J-20711 W.T:- 4.026 kg/12'</p> 	<p>SEC NO. :-AL-1057 W.T:- 5.934 kg/12'</p> 

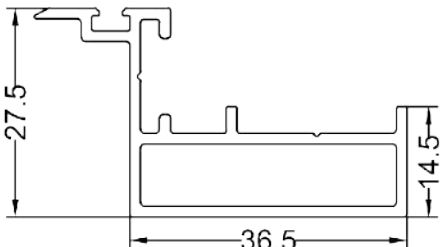
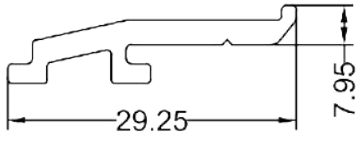
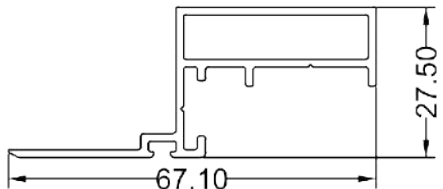
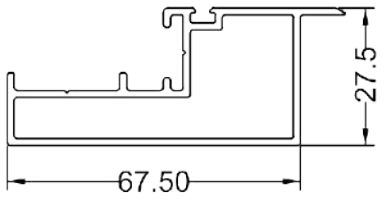
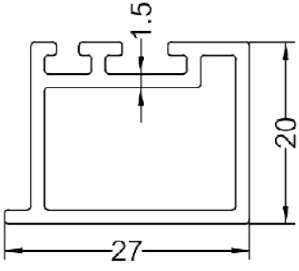
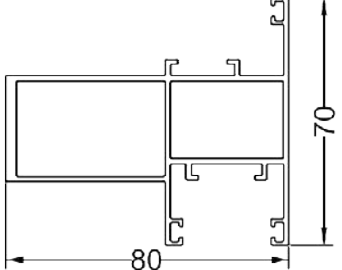
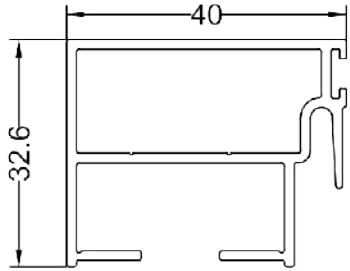
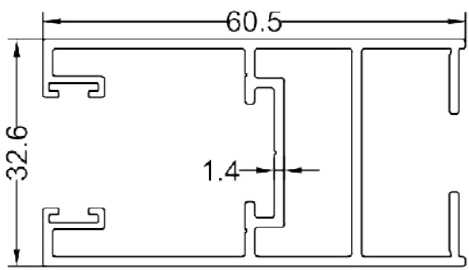
ARCHITECTURAL

<p>SEC NO. :-AA-005 W.T:- 1.350 kg/12'</p> 	<p>SEC NO. :-J-20716 W.T:- 1.130 kg/12'</p> 
<p>SEC NO. :-J-1001 W.T:- 18.126 kg/12'</p> 	<p>SEC NO. :-J-1002 W.T:- 3.259 kg/12'</p> 
<p>SEC NO. :-2783 W.T:- 1.150 kg/12'</p> 	<p>SEC NO. :-2782 W.T:- 1.950 kg/12'</p> 
<p>SEC NO. :-AA-001 W.T:- 0.900 kg/12'</p> 	<p>SEC NO. :-AA-002 W.T:- 1.490 kg/12'</p> 

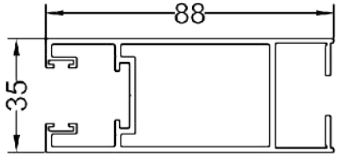
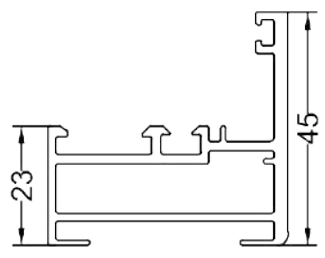
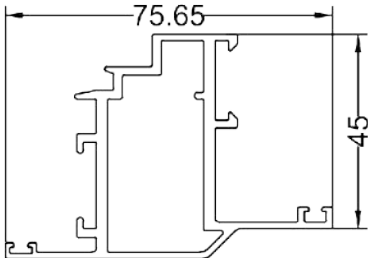
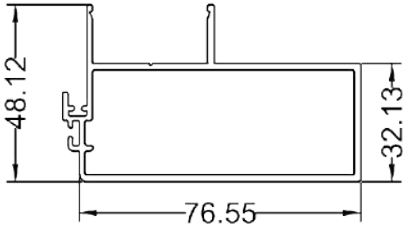
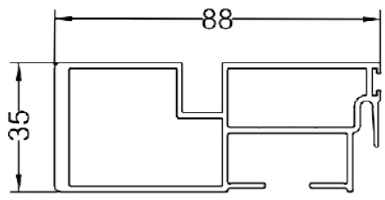
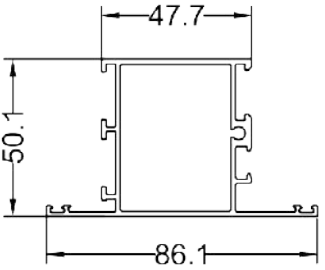
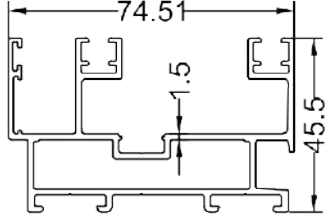
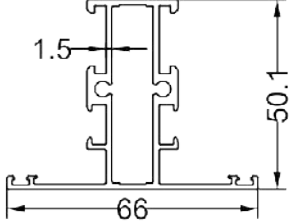
ARCHITECTURAL

<p>SEC NO. :-AA-003 W.T:- 4.380 kg/12'</p> 	<p>SEC NO. :-AA-004 W.T:- 0.216 kg/12'</p> 
<p>SEC NO. :-EF-127 W.T:- 1.575 kg/12'</p> 	<p>SEC NO. :-AA-006 W.T:- 1.850 kg/12'</p> 
<p>SEC NO. :-AA-1004 W.T:- 0.175 kg/12'</p> 	<p>SEC NO. :-AA-1003 W.T:- 2.935 kg/12'</p> 
<p>SEC NO. :-AA-2002 W.T:- 1.054 kg/12'</p> 	<p>SEC NO. :-AA-009 W.T:- 2.638 kg/12'</p> 

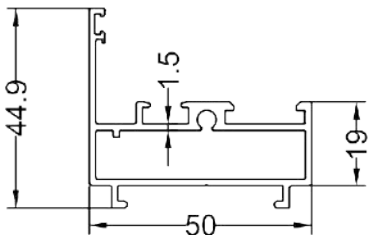
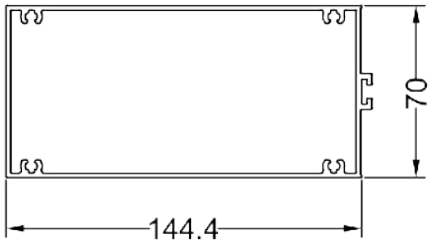
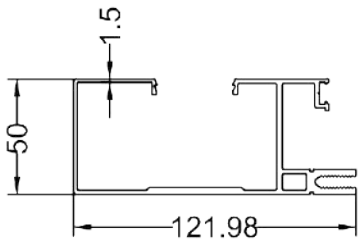
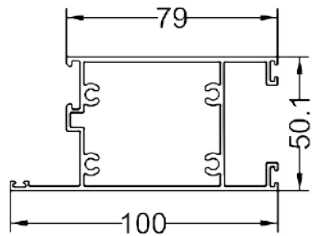
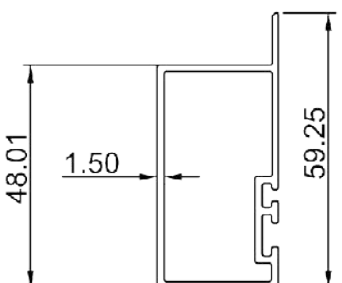
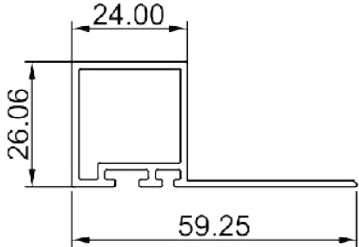
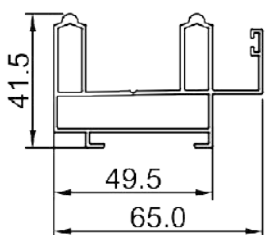
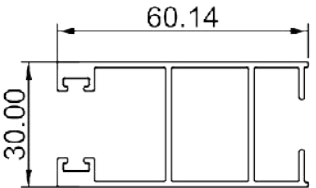
ARCHITECTURAL

<p>SEC NO. :-14470 W.T:- 1.916 kg/12'</p> 	<p>SEC NO. :-8093 W.T:- 0.840 kg/12'</p> 
<p>SEC NO. :-8094 W.T:- 2.150 kg/12'</p> 	<p>SEC NO. :-8095 W.T:- 2.700 kg/12'</p> 
<p>SEC NO. :-AA-2009 W.T:- 1.450 kg/12'</p> 	<p>SEC NO. :-AA-010 W.T:- 5.500 kg/12'</p> 
<p>SEC NO. :-AA-2004 W.T:- 2.900 kg/12'</p> 	<p>SEC NO. :-AA-2005 W.T:- 3.830 kg/12'</p> 

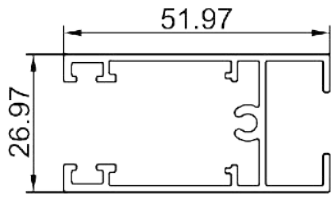
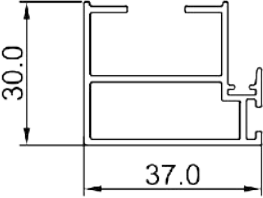
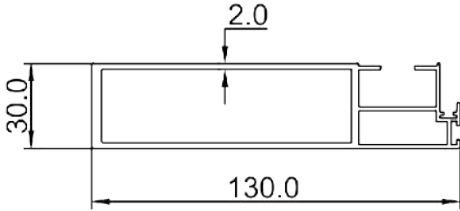
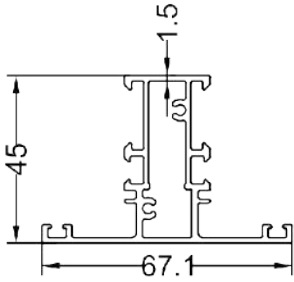
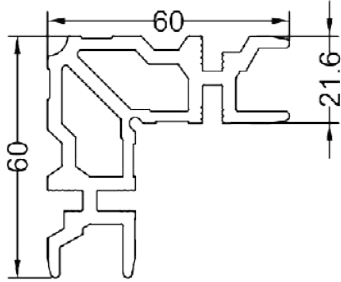
ARCHITECTURAL

<p>SEC NO. :-AA-2006 W.T:- 5.130 kg/12'</p> 	<p>SEC NO. :-AA-2014 W.T:- 2.960 kg/12'</p> 
<p>SEC NO. :-AA-2015 W.T:- 4.820 kg/12'</p> 	<p>SEC NO. :-AA-2001 W.T:- 4.370 kg/12'</p> 
<p>SEC NO. :-AA-2003 W.T:- 5.500 kg/12'</p> 	<p>SEC NO. :-AA-2020 W.T:- 4.320 kg/12'</p> 
<p>SEC NO. :-AA-2010 W.T:- 5.500 kg/12'</p> 	<p>SEC NO. :-AA-2011 W.T:- 5.500 kg/12'</p> 

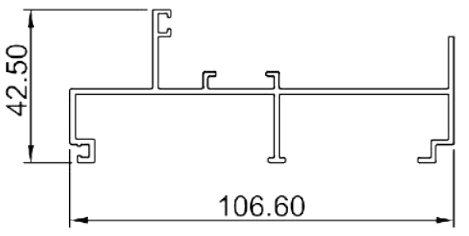
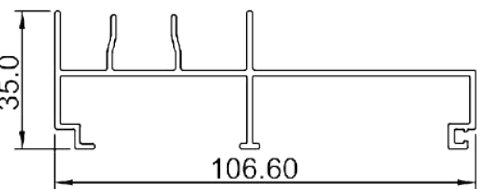
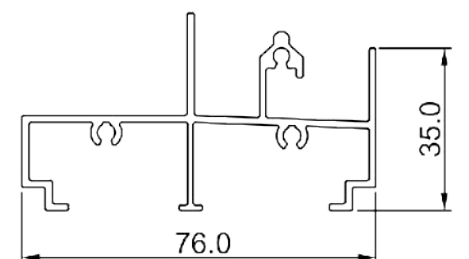
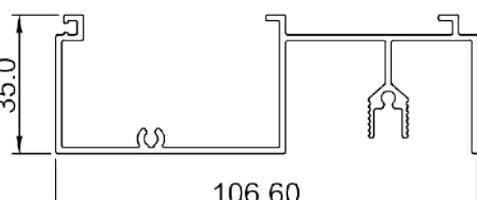
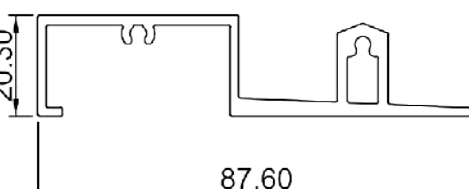
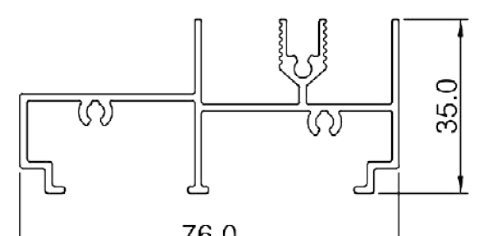
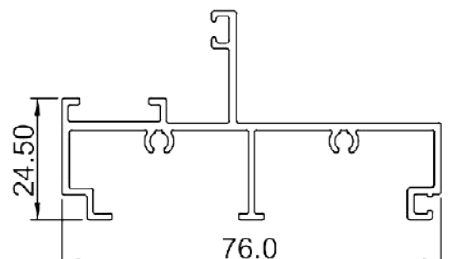
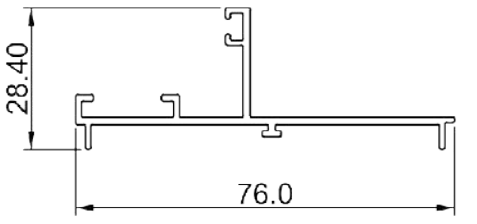
ARCHITECTURAL

<p>SEC NO. :-AA-2012 W.T:- 2.900 kg/12'</p> 	<p>SEC NO. :-AA-2013 W.T:- 8.870kg/12'</p> 
<p>SEC NO. :-AA-2018 W.T:- 7.670 kg/12'</p> 	<p>SEC NO. :-AA-2019 W.T:- 6.170 kg/12'</p> 
<p>SEC NO. :-AA-2021 W.T:- 2.460 kg/12'</p> 	<p>SEC NO. :-AA-2022 W.T:- 2.050 kg/12'</p> 
<p>SEC NO. :-AA-2023 W.T:- 3.520 kg/12'</p> 	<p>SEC NO. :-AA-2024 W.T:- 3.200 kg/12'</p> 

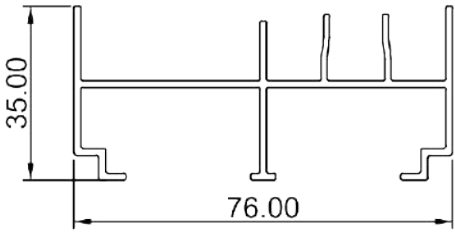
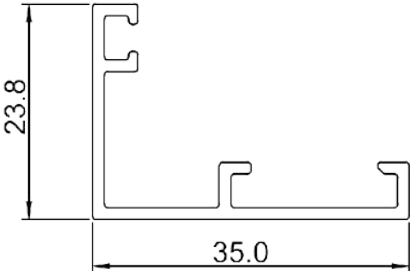
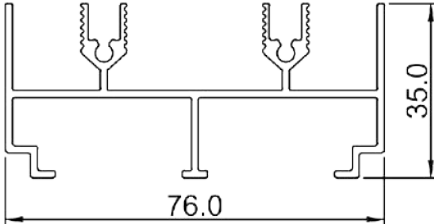
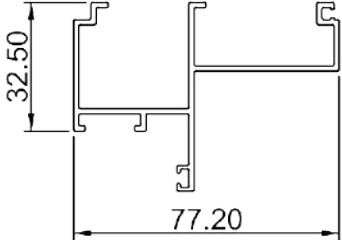
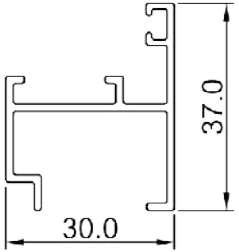
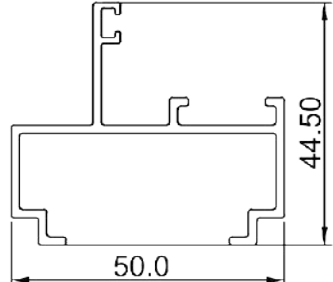
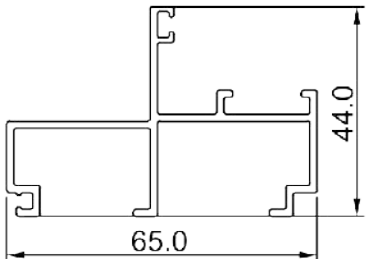
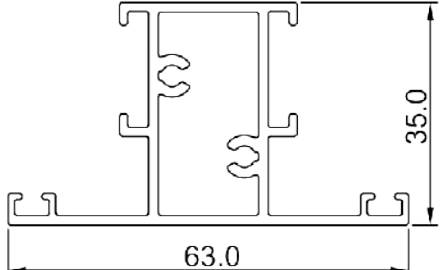
ARCHITECTURAL

<p>SEC NO. :-AA-2025 W.T:- 2.430 kg/12'</p> 	<p>SEC NO. :-AA-2026 W.T:- 1.960 kg/12'</p> 
<p>SEC NO. :-AA-2027 W.T:- 6.850 kg/12'</p> 	<p>SEC NO. :-AA-2016 W.T:- 3.680 kg/12'</p> 
<p>SEC NO. :-AA-2017 W.T:- 10.614 kg/12'</p> 	

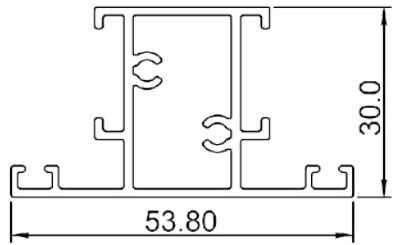
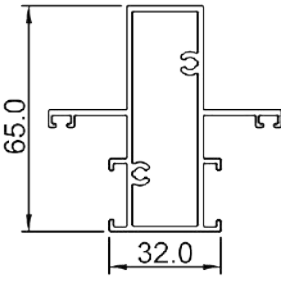
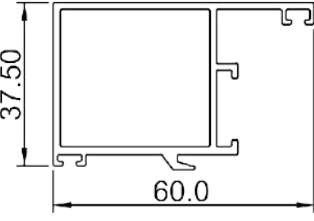
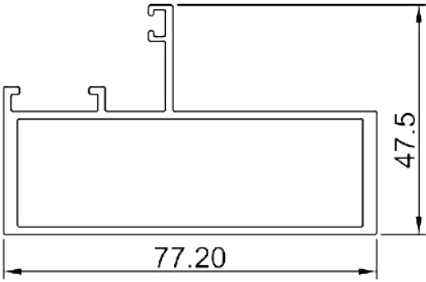
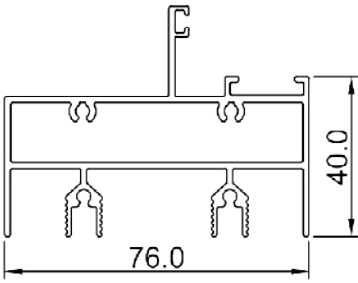
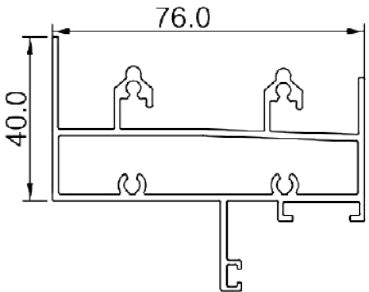
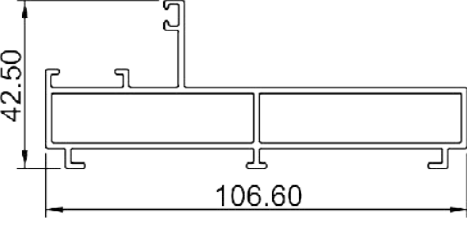
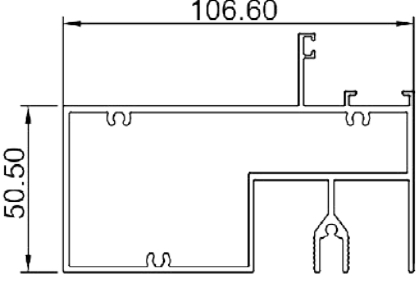
CASEMENT WINDOW

<p>SEC NO. :-JP-01 W.T:- 0.949 KG/MTR</p> 	<p>SEC NO. :-JP-02 W.T:- 0.925 KG/MTR</p> 
<p>SEC NO. :-JP-03 W.T:- 0.975 KG/MTR</p> 	<p>SEC NO. :-JP-04 W.T:- 1.140 KG/MTR</p> 
<p>SEC NO. :-JP-05 W.T:- 1.000 KG/MTR</p> 	<p>SEC NO. :-JP-06 W.T:- 0.900 KG/MTR</p> 
<p>SEC NO. :-JP-07 W.T:- 0.819 KG/MTR</p> 	<p>SEC NO. :-JP-08 W.T:- 0.482 KG/MTR</p> 

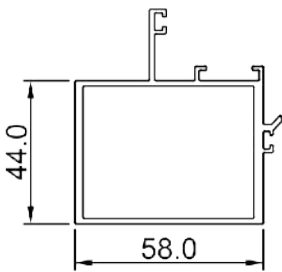
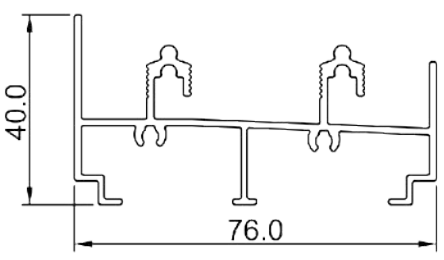
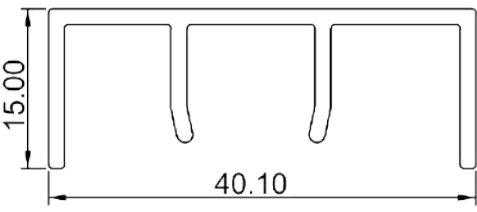
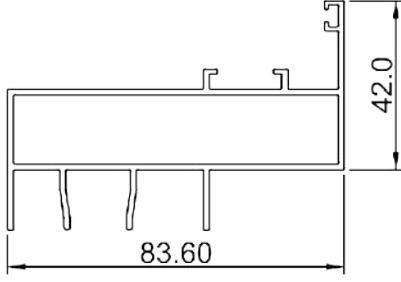
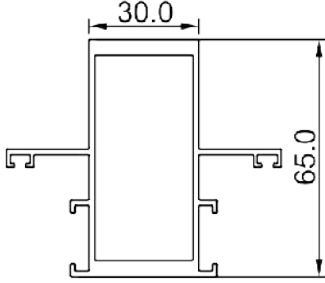
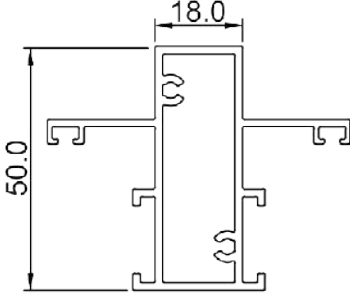
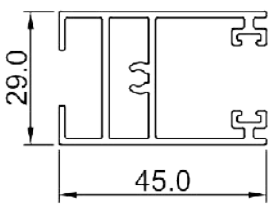
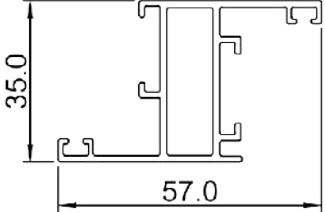
CASEMENT WINDOW

<p>SEC NO. :-JP-09 W.T:- 0.817 KG/MTR</p> 	<p>SEC NO. :-JP-10 W.T:- 0.283 KG/MTR</p> 
<p>SEC NO. :-JP-11 W.T:- 0.955 KG/MTR</p> 	<p>SEC NO. :-JP-12 W.T:- 0.895 KG/MTR</p> 
<p>SEC NO. :-JP-13 W.T:- 0.397 KG/MTR</p> 	<p>SEC NO. :-JP-14 W.T:- 0.610 KG/MTR</p> 
<p>SEC NO. :-JP-15 W.T:- 0.758 KG/MTR</p> 	<p>SEC NO. :-JP-16 W.T:- 0.830 KG/MTR</p> 

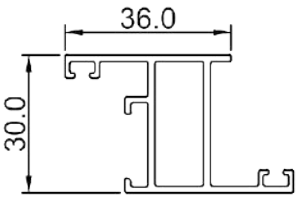
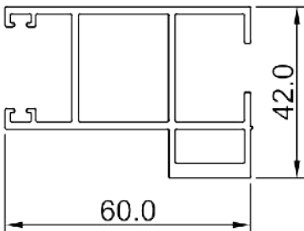
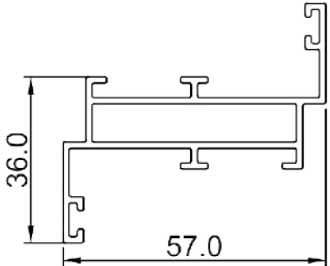
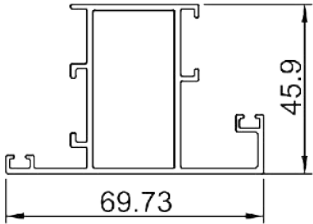
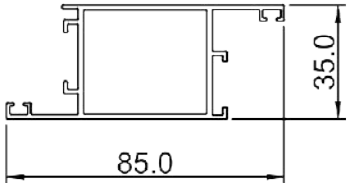
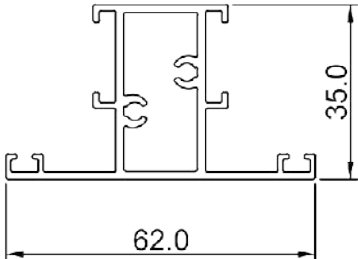
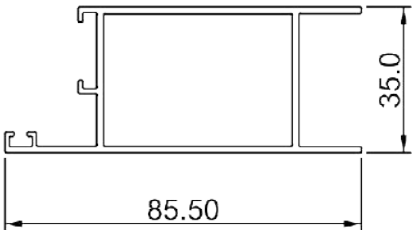
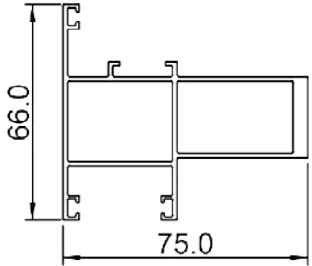
CASEMENT WINDOW

<p>SEC NO. :-JP-17 W.T:- 0.685 KG/MTR</p> 	<p>SEC NO. :-JP-18 W.T:- 1.147 KG/MTR</p> 
<p>SEC NO. :-JP-19 W.T:- 0.840 KG/MTR</p> 	<p>SEC NO. :-JP-20 W.T:- 1.185 KG/MTR</p> 
<p>SEC NO. :-JP-21 W.T:- 1.410 KG/MTR</p> 	<p>SEC NO. :-JP-22 W.T:- 1.435 KG/MTR</p> 
<p>SEC NO. :-JP-23 W.T:- 1.256 KG/MTR</p> 	<p>SEC NO. :-JP-24 W.T:- 2.210 KG/MTR</p> 

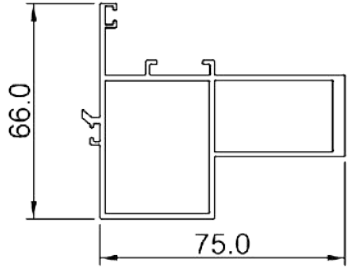
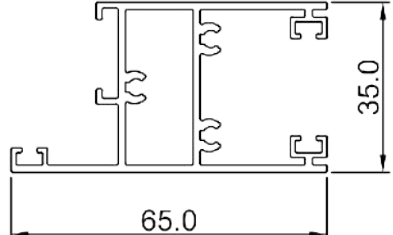
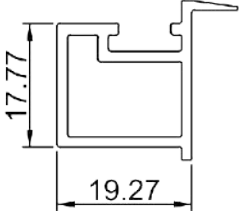
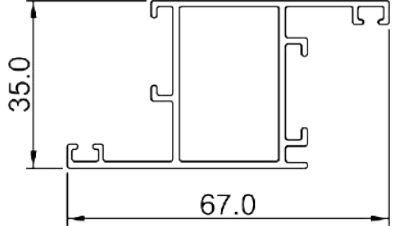
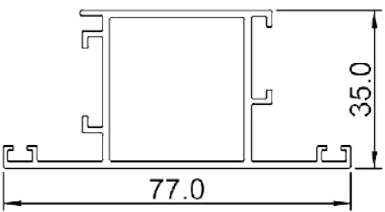
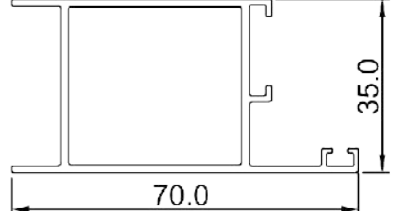
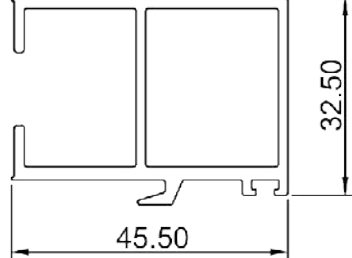
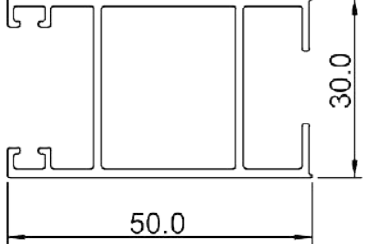
CASEMENT WINDOW

<p>SEC NO. :-JP-25 W.T:- 1.310 KG/MTR</p> 	<p>SEC NO. :-JP-26 W.T:- 1.010 KG/MTR</p> 
<p>SEC NO. :-JP-27 W.T:- 0.360 KG/MTR</p> 	<p>SEC NO. :-JP-28 W.T:- 1.183 KG/MTR</p> 
<p>SEC NO. :-JP-29 W.T:- 1.540 KG/MTR</p> 	<p>SEC NO. :-JP-30 W.T:- 0.960 KG/MTR</p> 
<p>SEC NO. :-JP-37 W.T:- 0.758 KG/MTR</p> 	<p>SEC NO. :-JP-38 W.T:- 0.690 KG/MTR</p> 

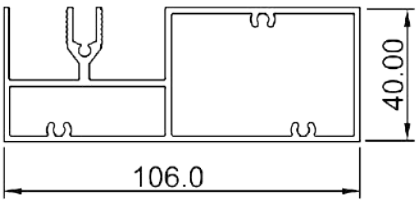
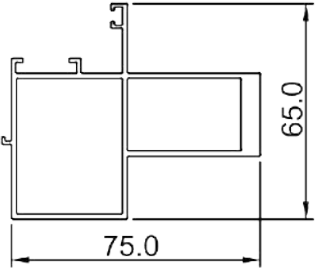
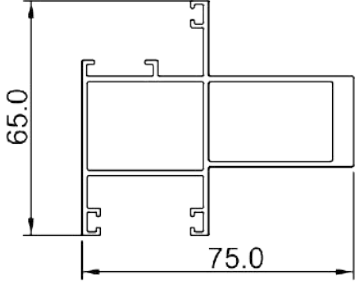
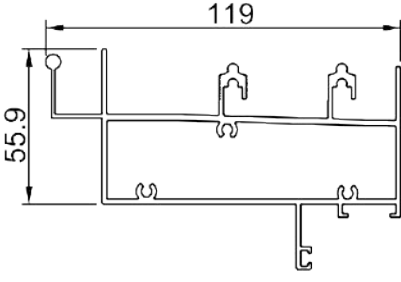
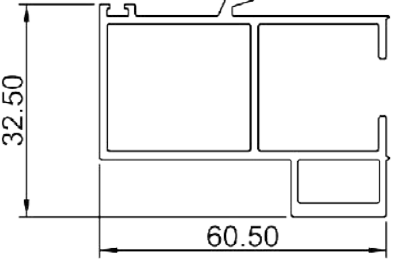
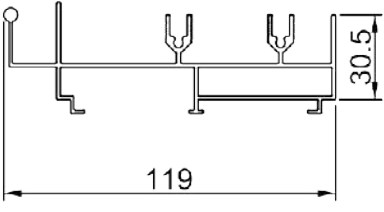
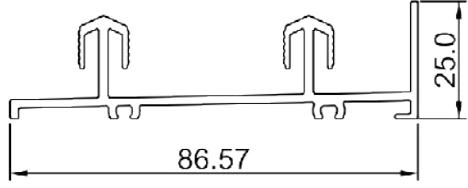
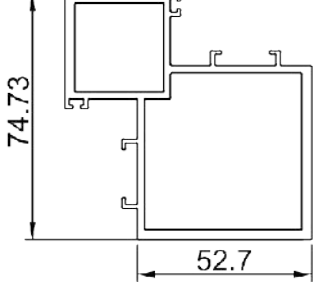
CASEMENT WINDOW

<p>SEC NO. :-JP-39 W.T:- 0.590 KG/MTR</p> 	<p>SEC NO. :-JP-35 W.T:- 1.188 KG/MTR</p> 
<p>SEC NO. :-8054 W.T:- 0.770 KG/MTR</p> 	<p>SEC NO. :-STV-1037 W.T:- 0.990 KG/MTR</p> 
<p>SEC NO. :-JP-40 W.T:- 1.129 KG/MTR</p> 	<p>SEC NO. :-JP-41 W.T:- 0.814 KG/MTR</p> 
<p>SEC NO. :-JP-42 W.T:- 0.980 KG/MTR</p> 	<p>SEC NO. :-JP-43 W.T:- 1.420 KG/MTR</p> 

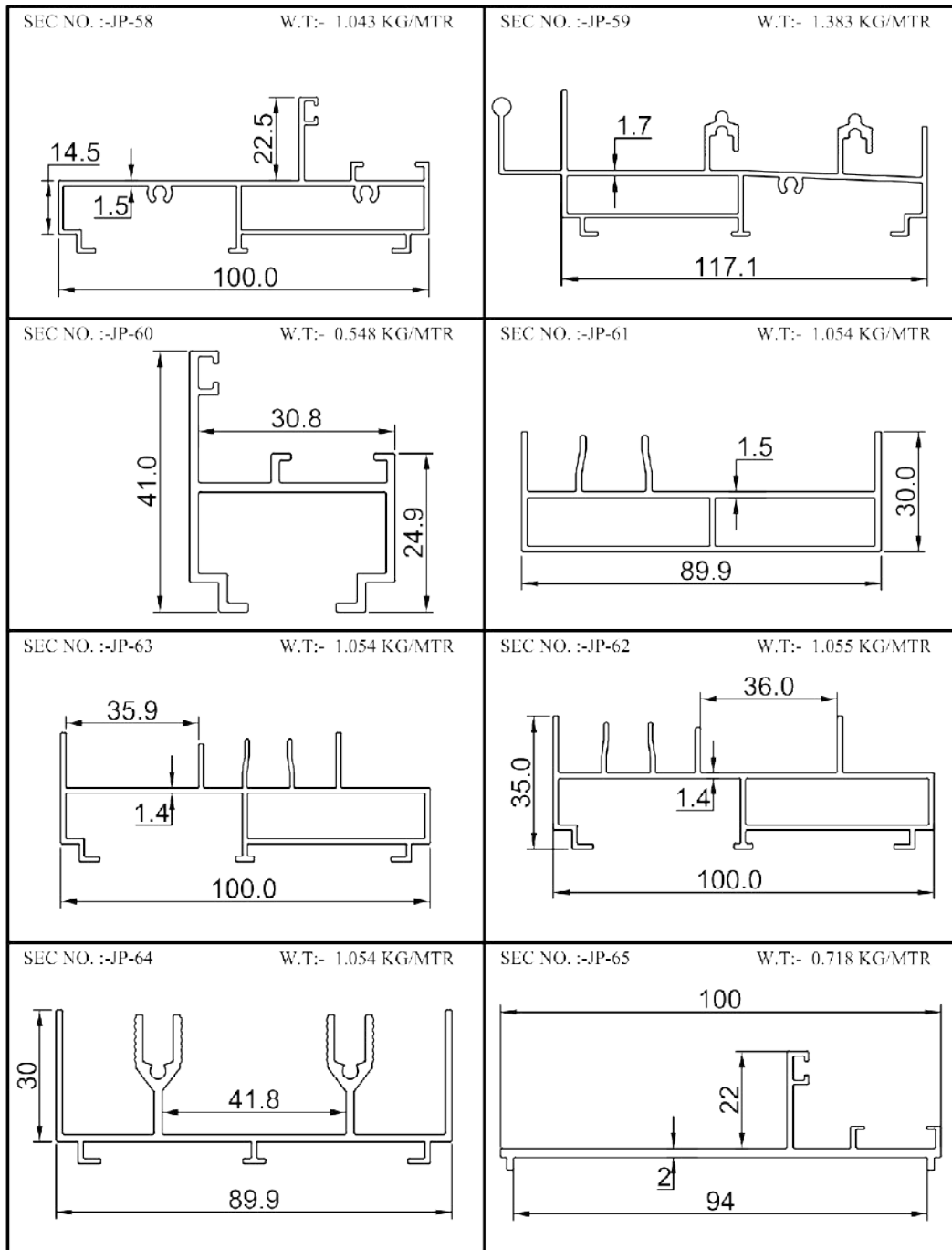
CASEMENT WINDOW

<p>SEC NO. :-JP-44 W.T:- 1.393 KG/MTR</p> 	<p>SEC NO. :-JP-45 W.T:- 0.980 KG/MTR</p> 
<p>SEC NO. :-EF-103 W.T:- 1.440 KG/MTR</p> 	<p>SEC NO. :-JP-48 W.T:- 0.721 KG/MTR</p> 
<p>SEC NO. :-EF-124 W.T:- 3.280 KG/MTR</p> 	<p>SEC NO. :-EF-125 W.T:- 2.920 KG/MTR</p> 
<p>SEC NO. :-JP-49 W.T:- 0.825 KG/MTR</p> 	<p>SEC NO. :-JP-50 W.T:- 0.694 KG/MTR</p> 

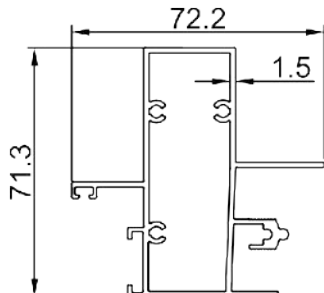
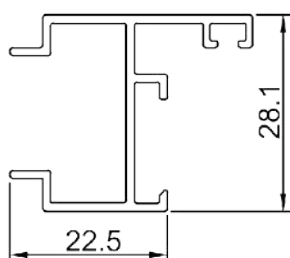
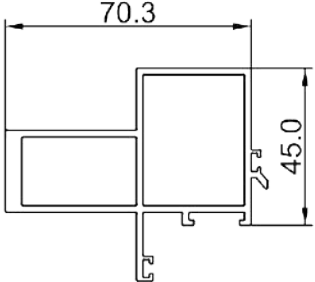
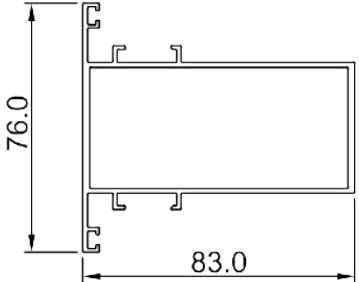
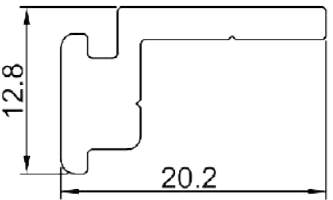
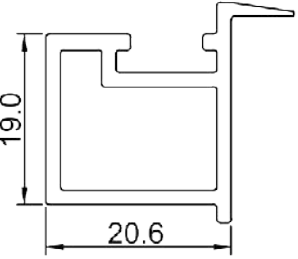
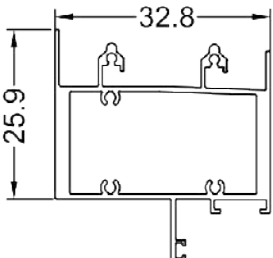
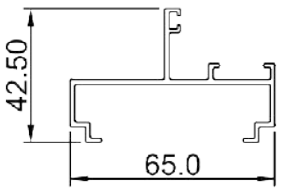
CASEMENT WINDOW

<p>SEC NO. :-JP-51 W.T:- 1.940 KG/MTR</p> 	<p>SEC NO. :-JP-52 W.T:- 1.470 KG/MTR</p> 
<p>SEC NO. :-JP-53 W.T:- 1.490 KG/MTR</p> 	<p>SEC NO. :-JP-54 W.T:- 2.128 KG/MTR</p> 
<p>SEC NO. :-JP-36 W.T:- 1.137 KG/MTR</p> 	<p>SEC NO. :-JP-55 W.T:- 1.167 KG/MTR</p> 
<p>SEC NO. :-JP-56 W.T:- 0.968 KG/MTR</p> 	<p>SEC NO. :-JP-57 W.T:- 2.234 KG/MTR</p> 

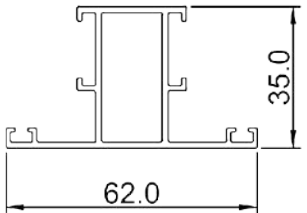
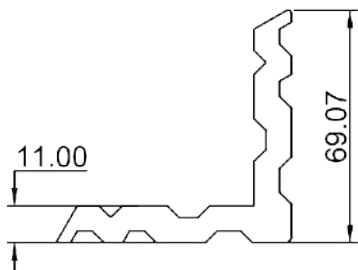
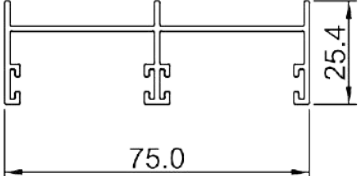
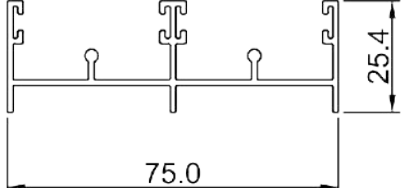
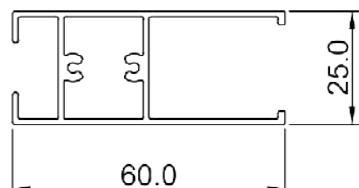
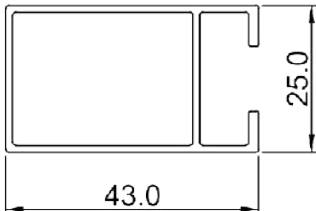
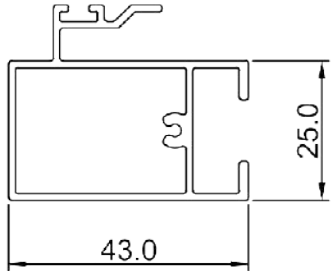
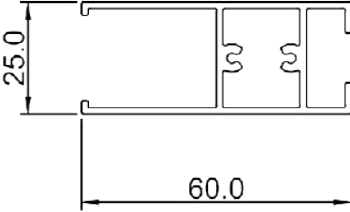
CASEMENT WINDOW



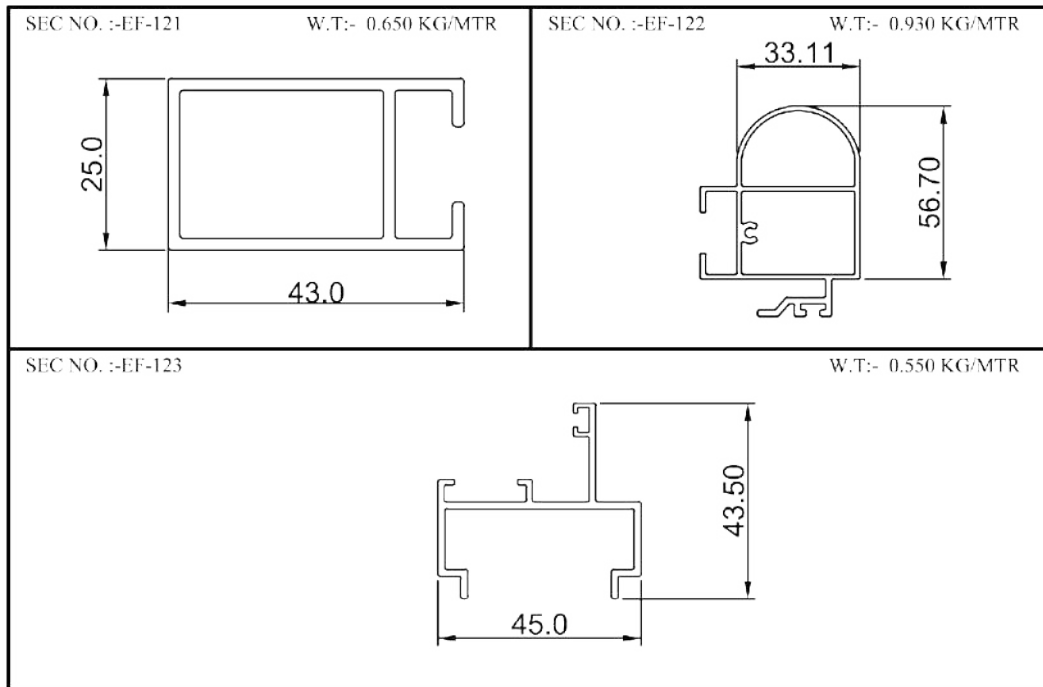
CASEMENT WINDOW

<p>SEC NO. :-JP-66 W.T:- 1.488 KG/MTR</p> 	<p>SEC NO. :-EI-02 W.T:- 0.395 KG/MTR</p> 
<p>SEC NO. :-JP-68 W.T:- 1.767 KG/MTR</p> 	<p>SEC NO. :-EI-03 W.T:- 1.360 KG/MTR</p> 
<p>SEC NO. :-EF-104 W.T:- 0.250 KG/MTR</p> 	<p>SEC NO. :-EF-103 W.T:- 0.400 KG/MTR</p> 
<p>SEC NO. :-EF-70 W.T:- 0.650 KG/MTR</p> 	<p>SEC NO. :-EF-112 W.T:- 0.650 KG/MTR</p> 

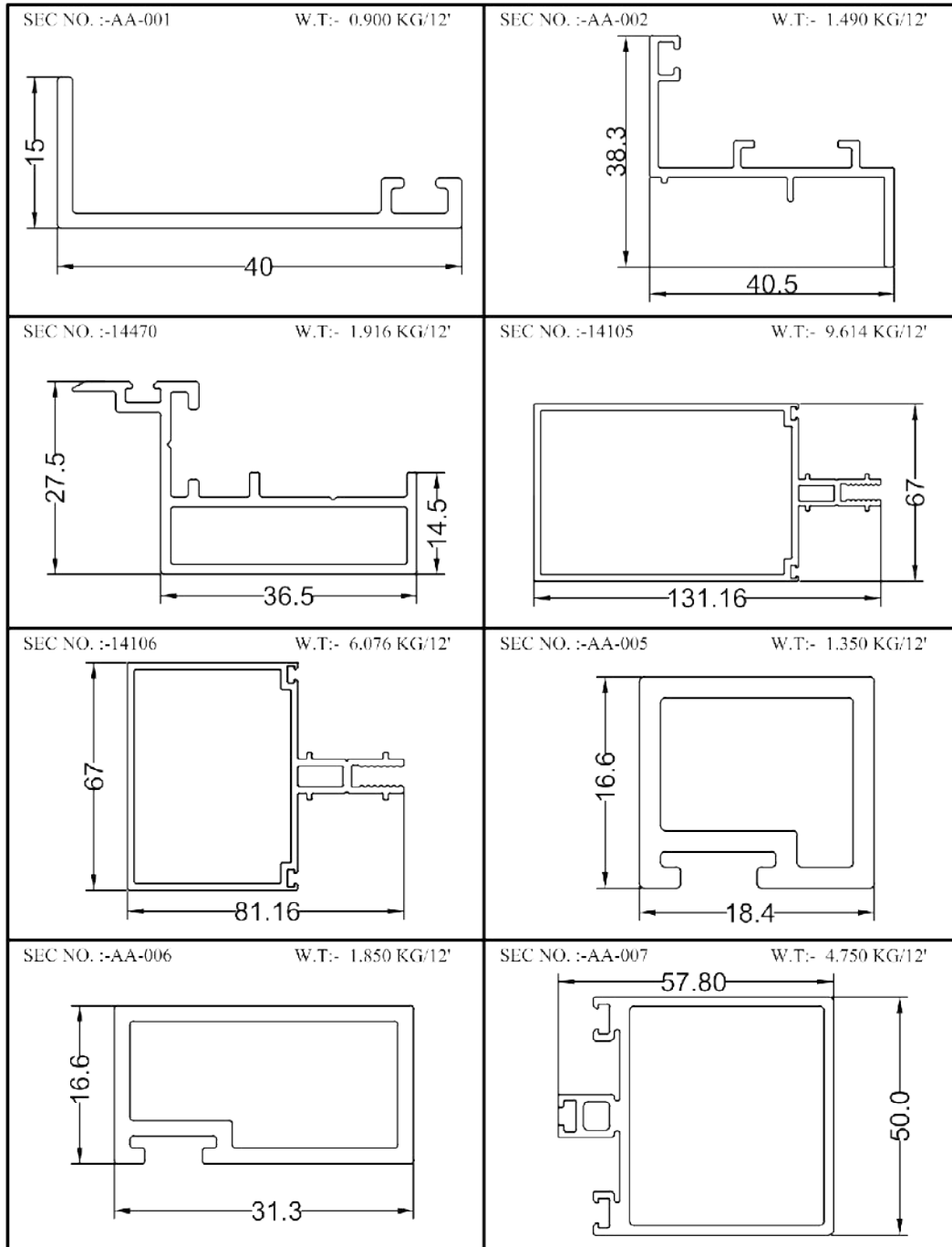
CASEMENT WINDOW

<p>SEC NO. :-EF-113 W.T:- 0.730 KG/MTR</p> 	<p>SEC NO. :-EF-107 W.T:- 10.670 KG/MTR</p> 
<p>SEC NO. :-EF-115 W.T:- 0.620 KG/MTR</p> 	<p>SEC NO. :-EF-116 W.T:- 0.680 KG/MTR</p> 
<p>SEC NO. :-EF-117 W.T:- 0.685 KG/MTR</p> 	<p>SEC NO. :-EF-118 W.T:- 0.480 KG/MTR</p> 
<p>SEC NO. :-EF-119 W.T:- 0.650 KG/MTR</p> 	<p>SEC NO. :-EF-120 W.T:- 0.800 KG/MTR</p> 

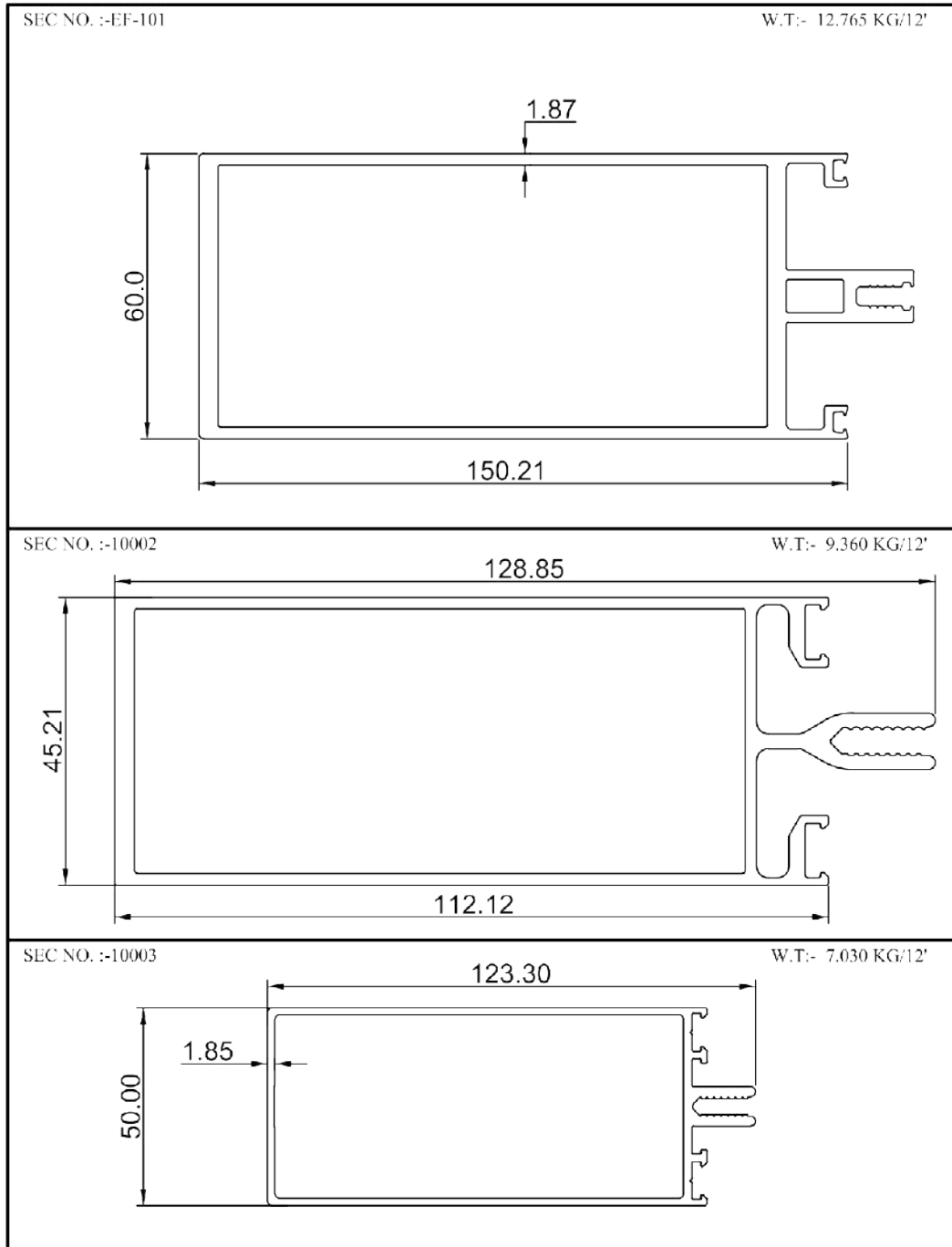
CASEMENT WINDOW



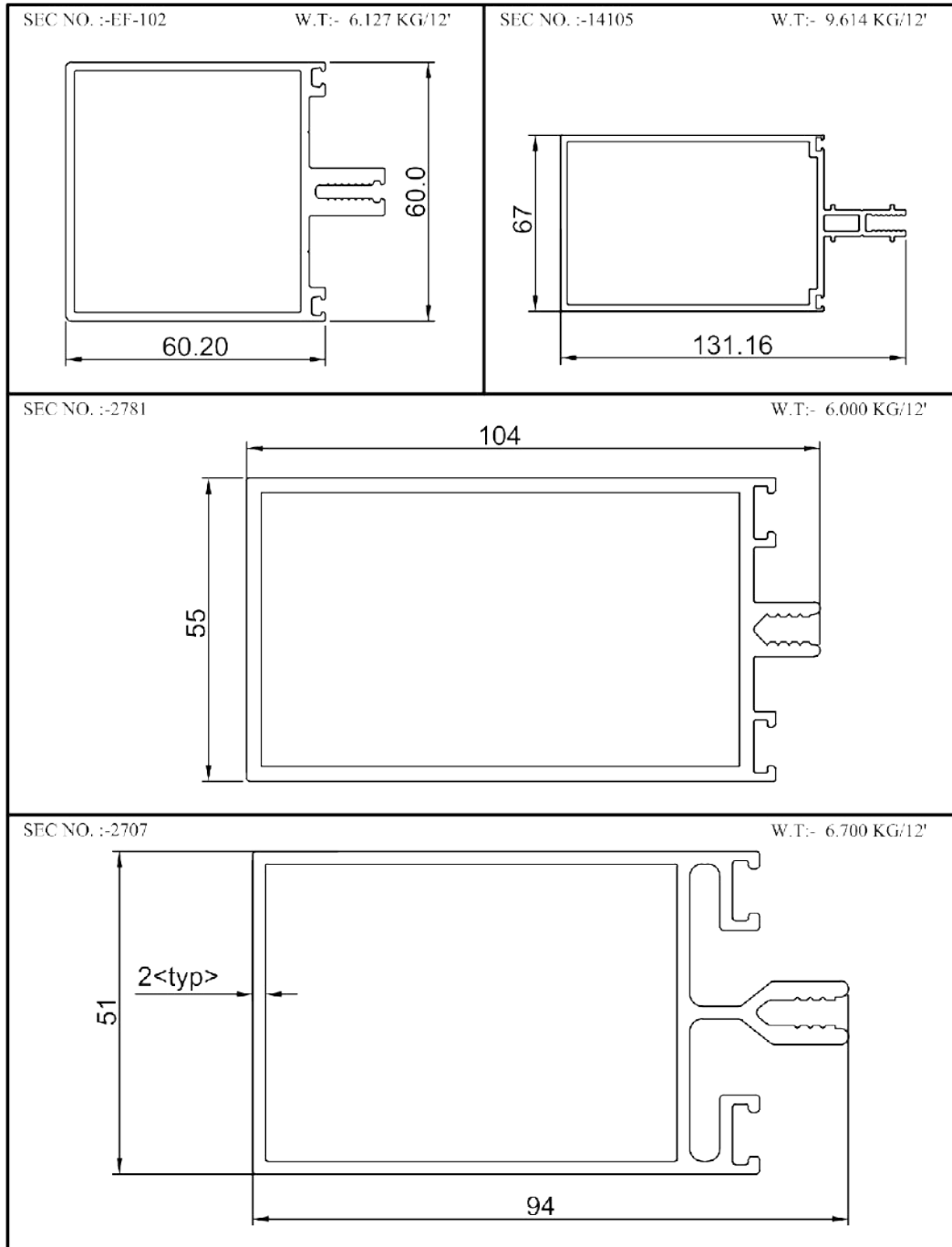
CURTAIN WALL SECTION



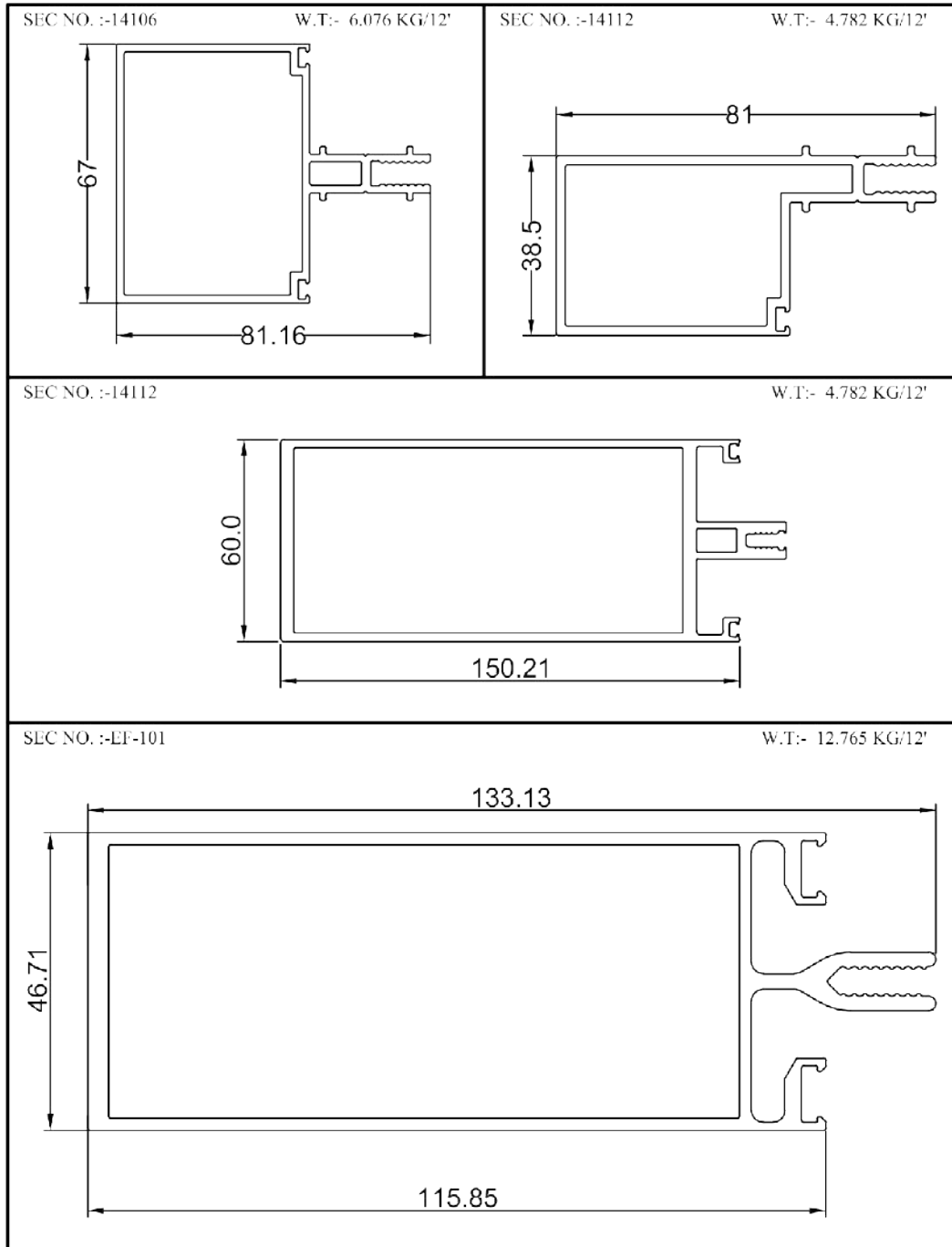
CURTAIN WALL SECTION



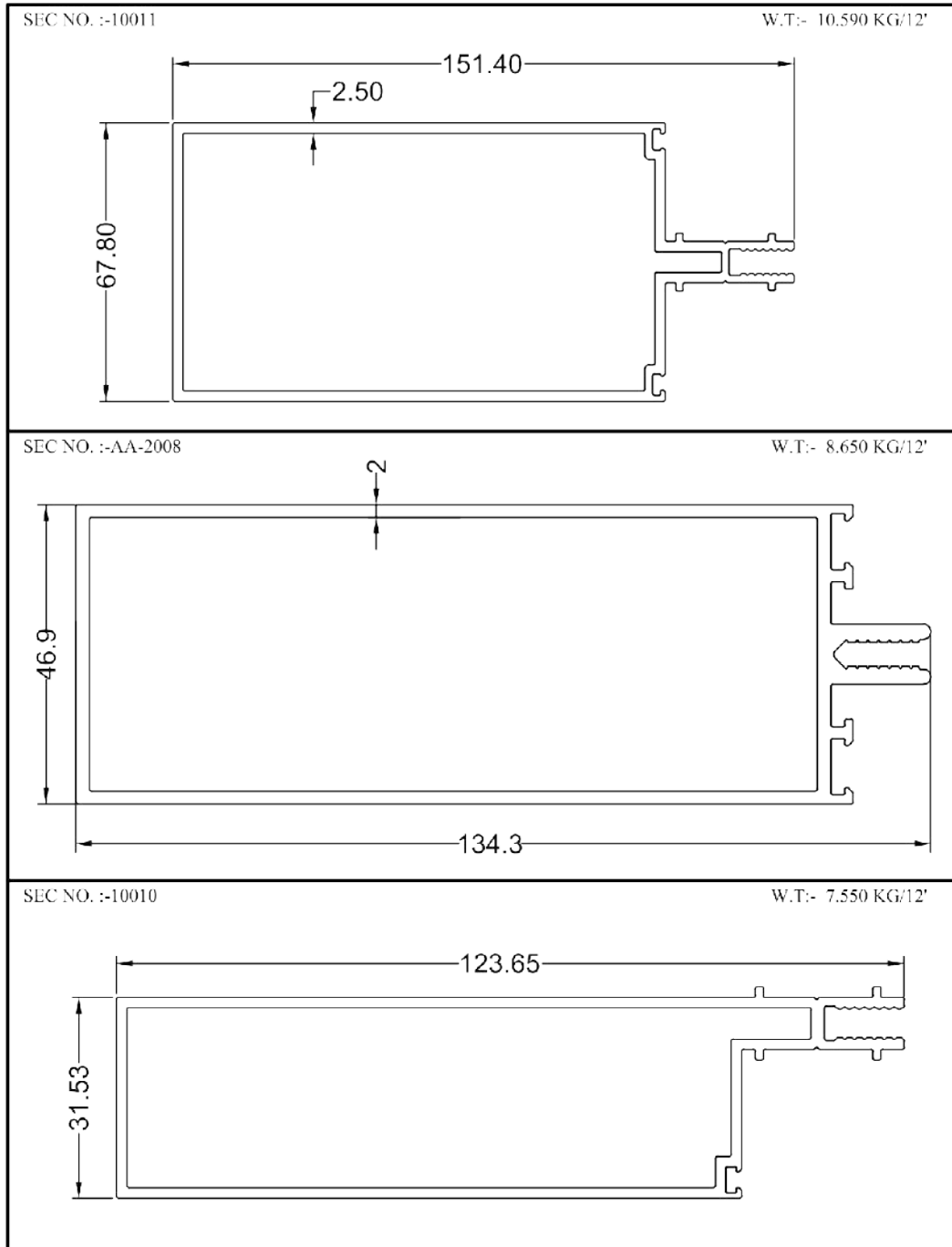
CURTAIN WALL SECTION



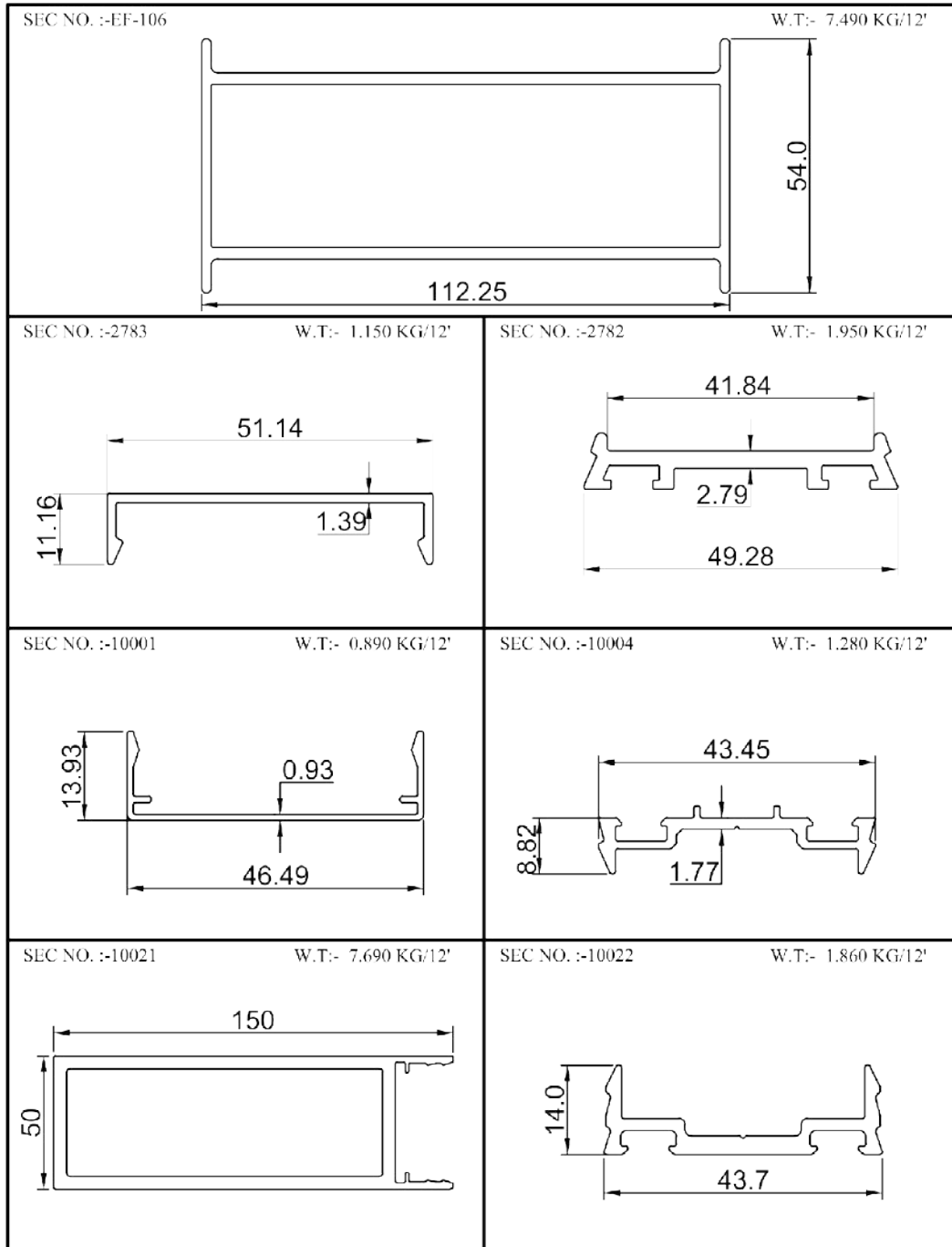
CURTAIN WALL SECTION



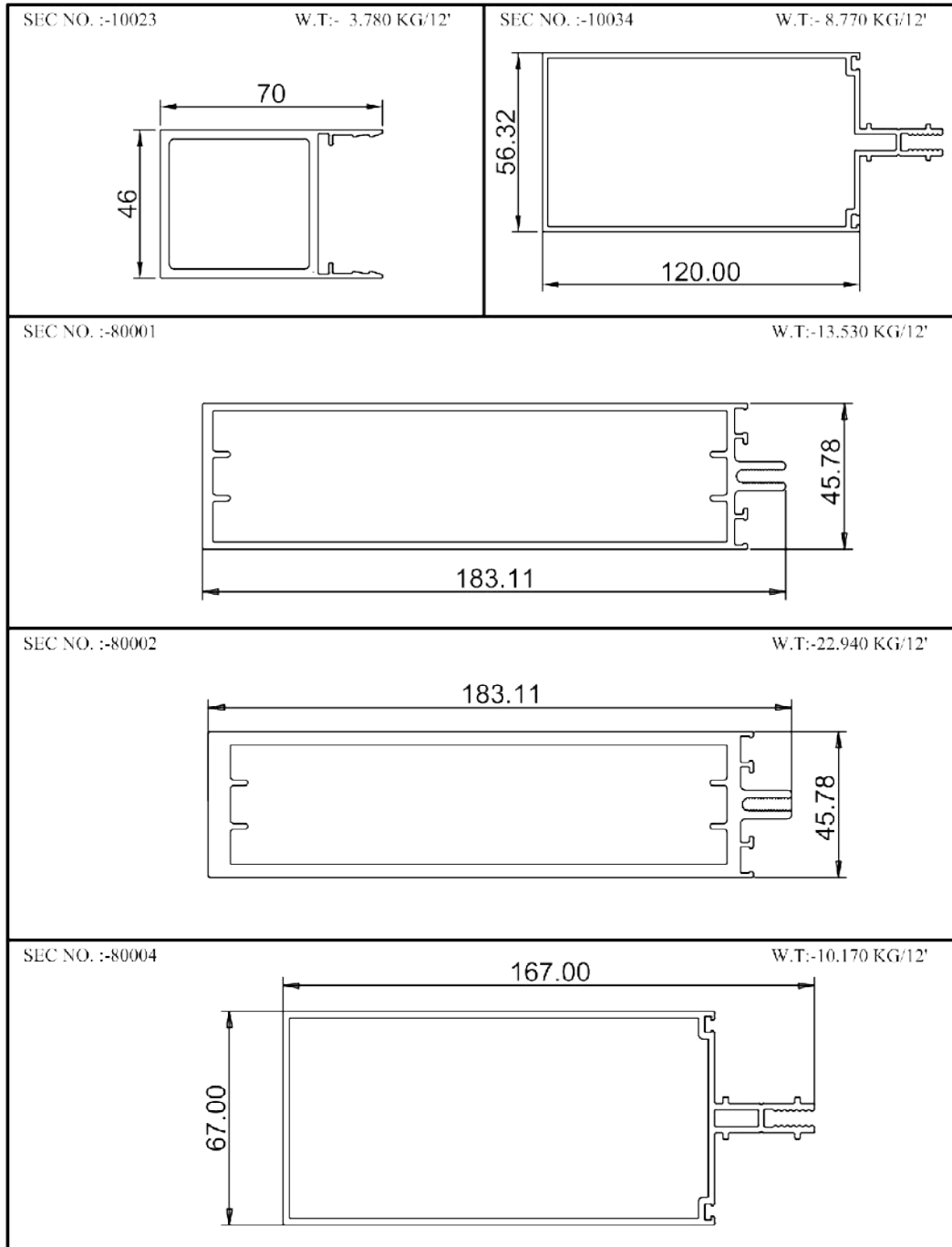
CURTAIN WALL SECTION



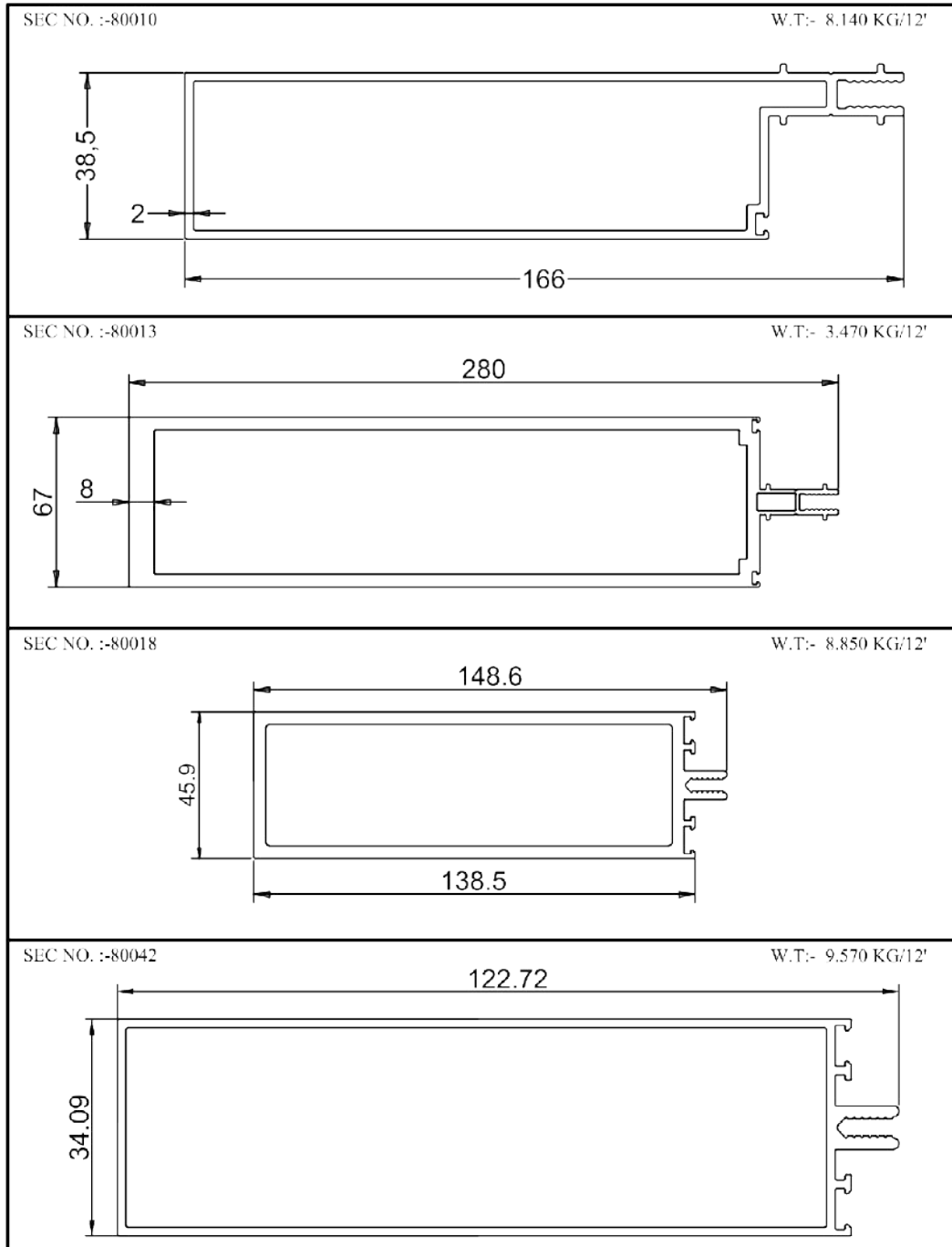
CURTAIN WALL SECTION



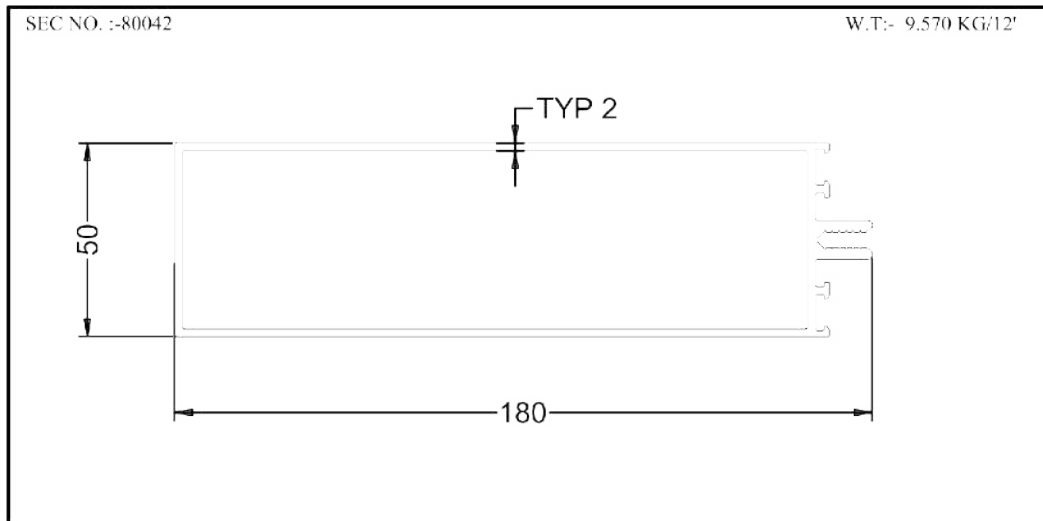
CURTAIN WALL SECTION



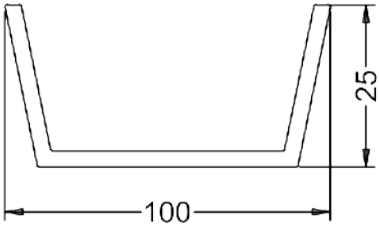
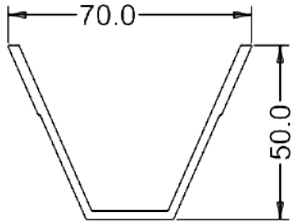
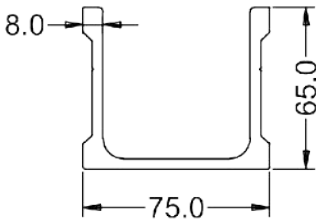
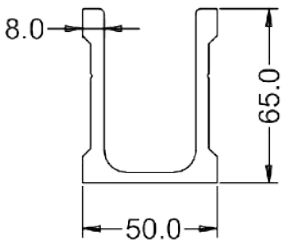
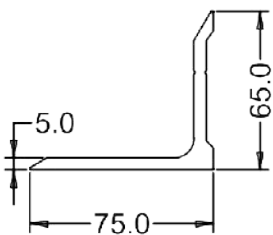
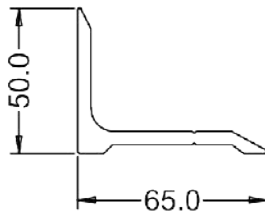
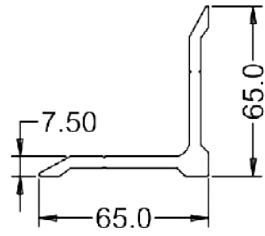
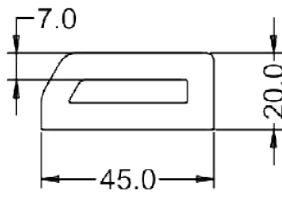
CURTAIN WALL SECTION



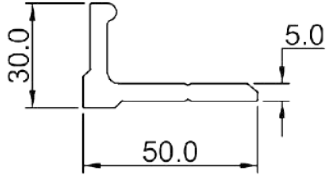
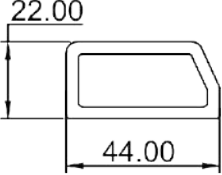
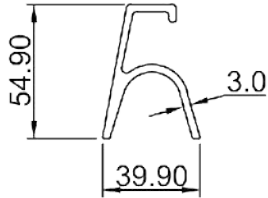
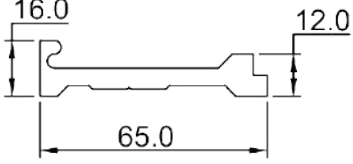
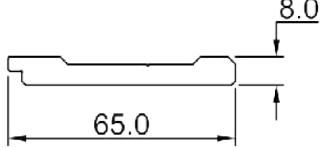
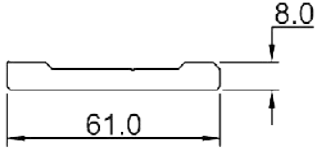
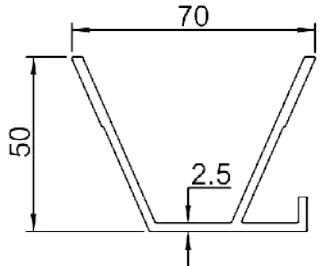
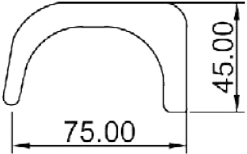
CURTAIN WALL SECTION



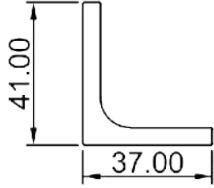
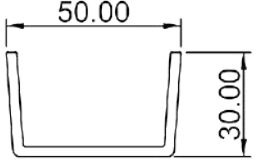
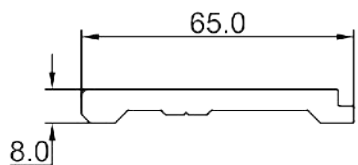
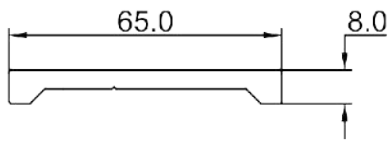
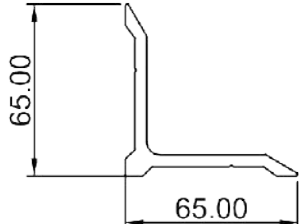
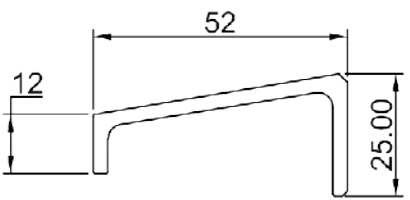
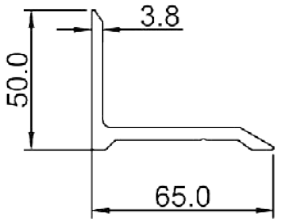
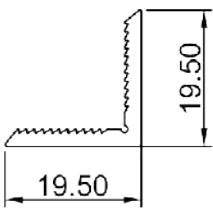
BUILDING FORMWORK SECTION

<p>SEC NO. :-GI-04 W.T:- 3.370 Kg/12'</p> 	<p>SEC NO. :-GI-05 W.T:- 3.422 Kg/12'</p> 
<p>SEC NO. :-GI-6 NEW W.T:- 10.360 Kg/12'</p> 	<p>SEC NO. :-GI-07 W.T:- 9.375 Kg/12'</p> 
<p>SEC NO. :-GI-09 - RK.75 W.T:- 6.700 Kg/12'</p> 	<p>SEC NO. :-GI-10 NEW W.T:- 5.500 Kg/12'</p> 
<p>SEC NO. :-GI-11 NEW W.T:- 6.230 Kg/12'</p> 	<p>SEC NO. :-GI-12 W.T:- 6.800 Kg/12'</p> 

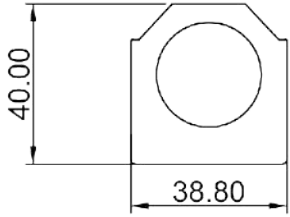
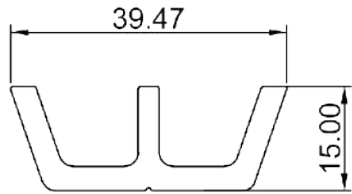
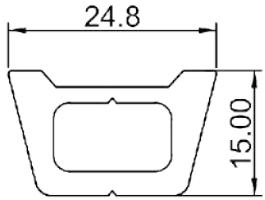
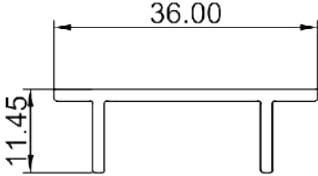
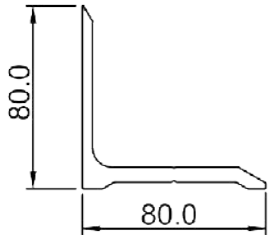
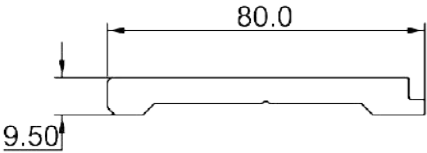
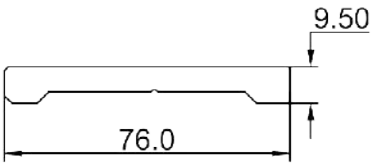
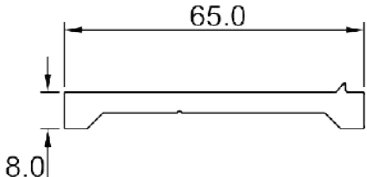
BUILDING FORMWORK SECTION

<p>SEC NO. :-GI-21 W.T:- 3.950 Kg/12'</p> 	<p>SEC NO. :-GI- 28 W.T:- 3.950 Kg/12'</p> 
<p>SEC NO. :-GI- 31 W.T:- 4.100 Kg/12'</p> 	<p>SEC NO. :-GI- 32 W.T:- 4.480 Kg/12'</p> 
<p>SEC NO. :-GI- 33 W.T:- 4.200 Kg/12'</p> 	<p>SEC NO. :-GI-34 W.T:- 4.040 Kg/12'</p> 
<p>SEC NO. :-GI- 36 W.T:- 4.100 Kg/12'</p> 	<p>SEC NO. :-GI- 41-BSL.:02 W.T:- 13.370 Kg/12'</p> 

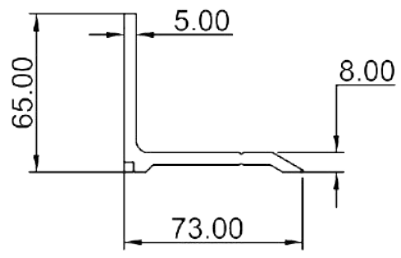
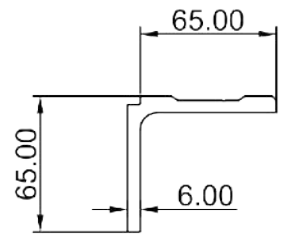
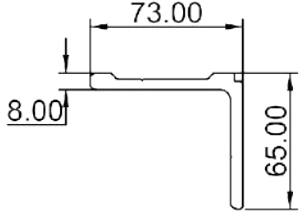
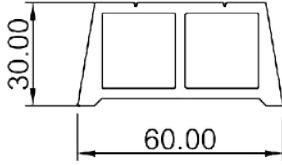
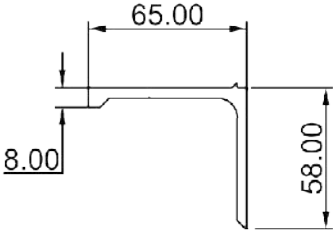
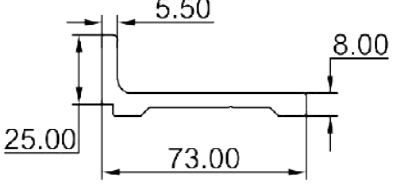
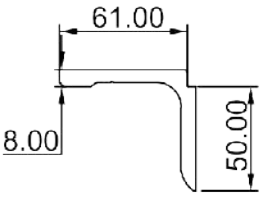
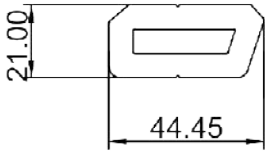
BUILDING FORMWORK SECTION

<p>SEC NO. :-GI-42-BSL.:03 W.T:- 3.760 Kg/12'</p> 	<p>SEC NO. :-GI- 43 W.T:- 2.960 Kg/12'</p> 
<p>SEC NO. :-GI- 44 W.T:- 3.705 Kg/12'</p> 	<p>SEC NO. :-GI-45 W.T:- 3.353 Kg/12'</p> 
<p>SEC NO. :-GI-46 W.T:- 5.647 Kg/12'</p> 	<p>SEC NO. :-GI-47 W.T:- 2.506 Kg/12'</p> 
<p>SEC NO. :-GI-50 W.T:- 4.601 Kg/12'</p> 	<p>SEC NO. :-GI-53- MA-01 W.T:- 3.190 Kg/12'</p> 

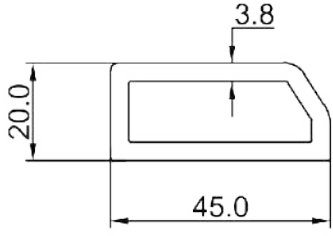
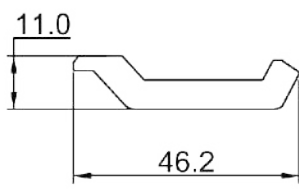
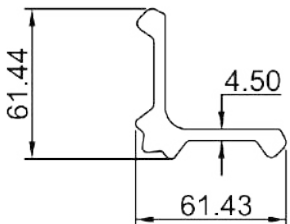
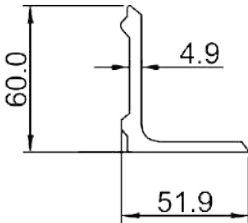
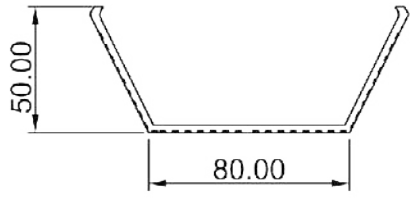
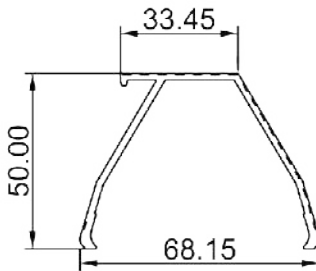
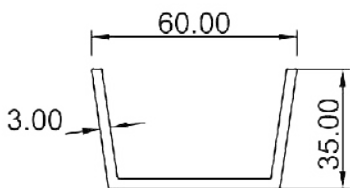
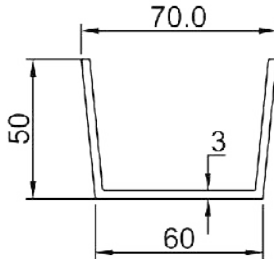
BUILDING FORMWORK SECTION

<p>SEC NO. :-GI-54-MA-02 W.T:- 8.982 Kg/12'</p> 	<p>SEC NO. :-GI- 55-MA.-03 W.T:- 2.258 Kg/12'</p> 
<p>SEC NO. :-GI- 57-MA-04 W.T:- 1.726 Kg/12'</p> 	<p>SEC NO. :-GI- 58-MA-05 W.T:- 0.879 Kg/12'</p> 
<p>SEC NO. :-GI-59 W.T:- 8.509 Kg/12'</p> 	<p>SEC NO. :-GI-61 W.T:- 5.631 Kg/12'</p> 
<p>SEC NO. :-GI-62 W.T:- 5.473 Kg/12'</p> 	<p>SEC NO. :-GI- 63 W.T:- 3.376 Kg/12'</p> 

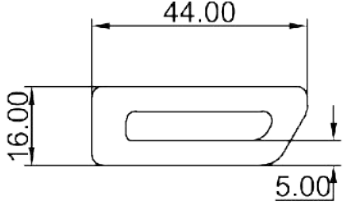
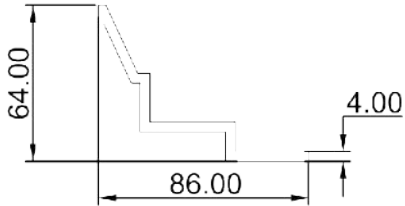
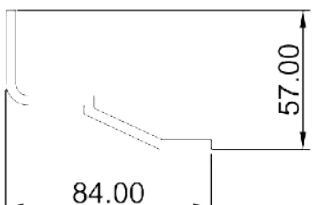
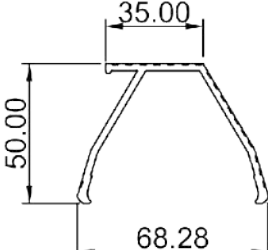
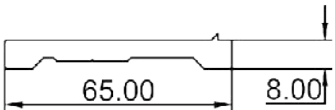
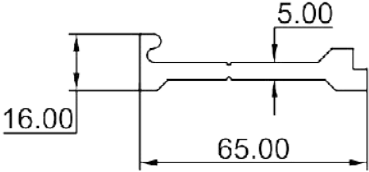
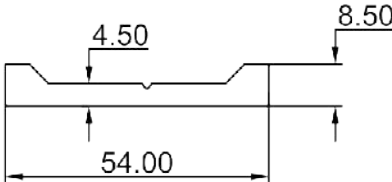
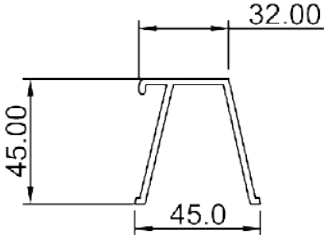
BUILDING FORMWORK SECTION

<p>SEC NO. :-GI-65 W.T:- 6.514 Kg/12'</p> 	<p>SEC NO. :-GI-66 W.T:- 8.233 Kg/12'</p> 
<p>SEC NO. :-GI-67 W.T:- 7.606 Kg/12'</p> 	<p>SEC NO. :-GI-69 W.T:- 6.048 Kg/12'</p> 
<p>SEC NO. :-GI-70 W.T:- 5.327 Kg/12'</p> 	<p>SEC NO. :-GI-71REV W.T:- 5.429 Kg/12'</p> 
<p>SEC NO. :-GI-74 W.T:- 7.539 Kg/12'</p> 	<p>SEC NO. :-GI-80 W.T:- 6.578 Kg/12'</p> 

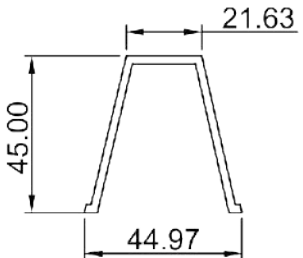
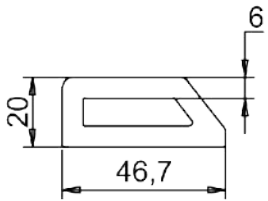
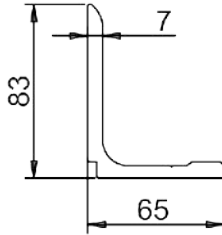
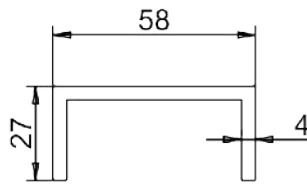
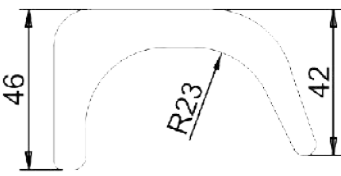
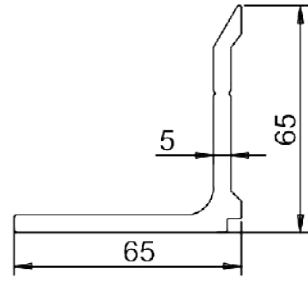
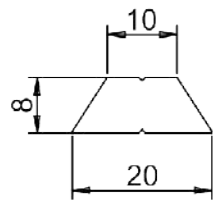
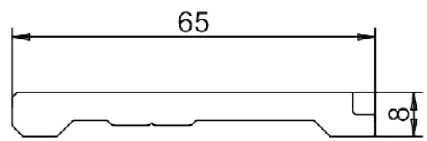
BUILDING FORMWORK SECTION

<p>SEC NO. :-GI-81 W.T:- 4.129 Kg/12'</p> 	<p>SEC NO. :-GI- 82 W.T:- 2.804 Kg./12'</p> 
<p>SEC NO. :-GI-83 W.T:- 7.334 Kg/12'</p> 	<p>SEC NO. :-GI-84 W.T:- 5.321 Kg/12'</p> 
<p>SEC NO. :-GI-85 W.T:- 5.450 Kg/12'</p> 	<p>SEC NO. :-GI-86 W.T:- 2.888 Kg/12'</p> 
<p>SEC NO. :-GI-87 W.T:- 3.410 Kg/12'</p> 	<p>SEC NO. :-GI- 88 W.T:- 4.586Kg/12'</p> 

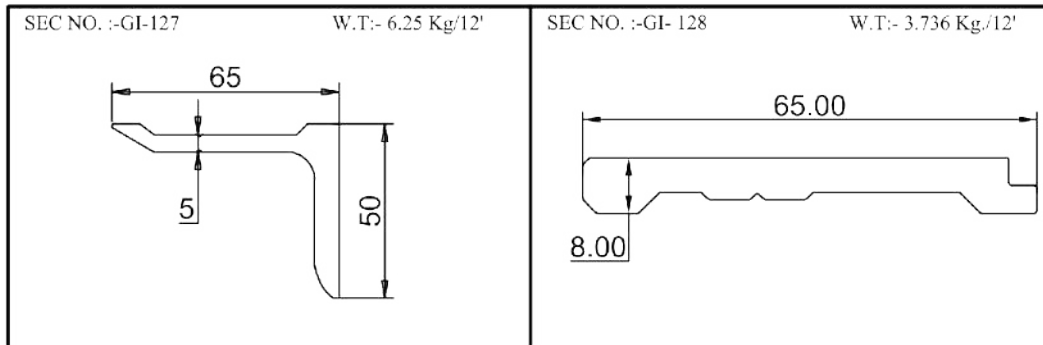
BUILDING FORMWORK SECTION

<p>SEC NO. :-GI-89 W.T:- 4.872 Kg/12'</p> 	<p>SEC NO. :-GI-90 W.T:- 5.423 Kg/12'</p> 
<p>SEC NO. :-GI-91 W.T:- 4.872 Kg/12'</p> 	<p>SEC NO. :-GI-92 W.T:- 3.533 Kg/12'</p> 
<p>SEC NO. :-GI-96 W.T:- 3.998 Kg/12'</p> 	<p>SEC NO. :-GI-97 W.T:- 4.483 Kg/12'</p> 
<p>SEC NO. :-GI-98 W.T:- 2.940 Kg/12'</p> 	<p>SEC NO. :-GI-100 W.T:- 2.785 Kg/12'</p> 

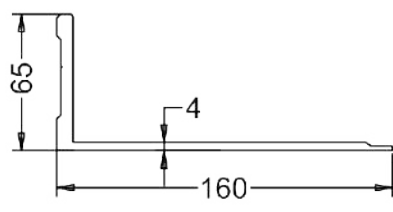
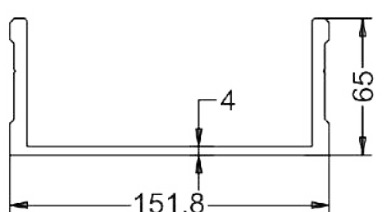
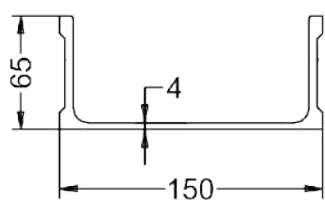
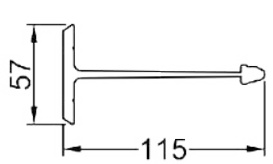
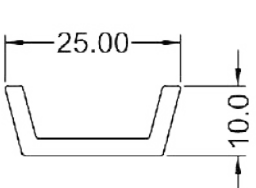
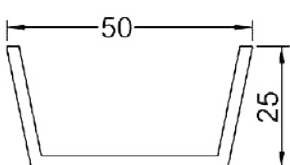
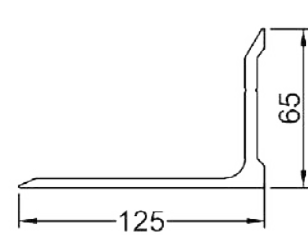
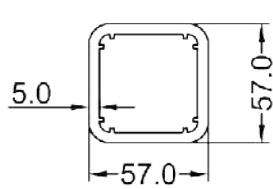
BUILDING FORMWORK SECTION

<p>SEC NO. :-GI-101 W.T:- 2.499 Kg/12'</p> 	<p>SEC NO. :-GI-104 W.T:- 6.042 Kg/12'</p> 
<p>SEC NO. :-GI-116 W.T:- 9.2854 Kg/12'</p> 	<p>SEC NO. :-122 W.T:- 1.122 Kg/12'</p> 
<p>SEC NO. :-GI-123 W.T:- 13.373 Kg/12'</p> 	<p>SEC NO. :-GI-125 W.T:-6.185 Kg/12'</p> 
<p>SEC NO. :-GI-126 W.T:- 1.189Kg/12'</p> 	<p>SEC NO. :-GI-128 W.T:- 3.736 Kg/12'</p> 

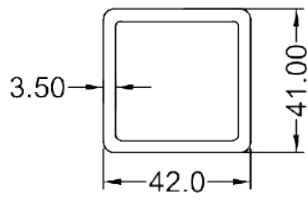
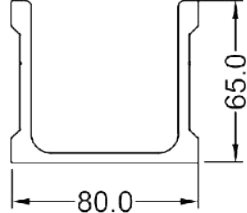
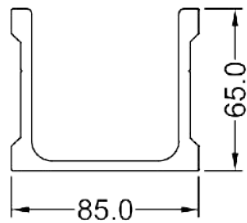
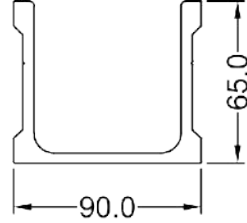
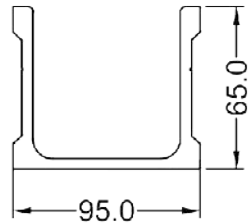
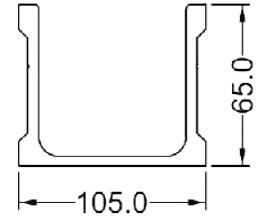
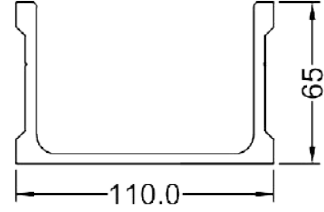
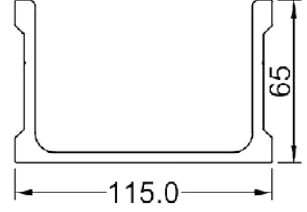
BUILDING FORMWORK SECTION



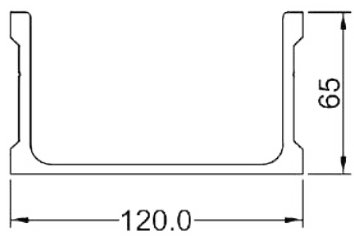
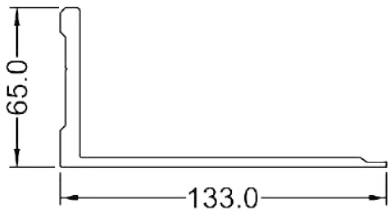
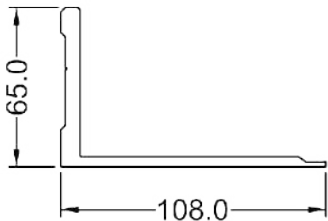
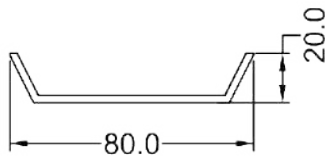
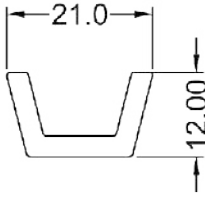
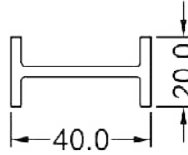
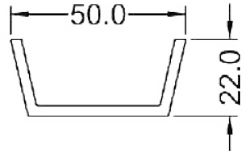
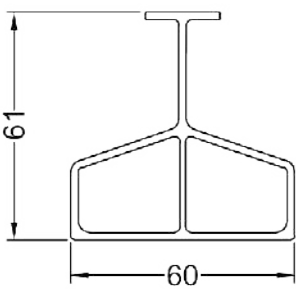
BUILDING FORMWORK SECTION

<p>SEC NO. :- GI-1001/107 W.T:-10.138 Kg/12'</p> 	<p>SEC NO. :- GI-1002/108 W.T:-14.080 Kg/12'</p> 
<p>SEC NO. :- GI-1003 W.T:-13.304 Kg/12'</p> 	<p>SEC NO. :- GI-1004/01 W.T:- 7.500 Kg/12'</p> 
<p>SEC NO. :- GI-1005/02 W.T:- 0.890 Kg/12'</p> 	<p>SEC NO. :- GI-1006/03 W.T:- 2.130 Kg/12'</p> 
<p>SEC NO. :- GI-1007/08 W.T:- 9.175 Kg/12'</p> 	<p>SEC NO. :- GI-1008/13 W.T:- 9.950 Kg/12'</p> 

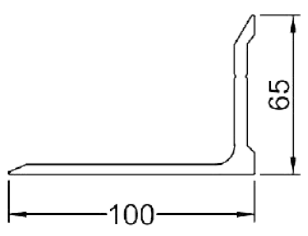
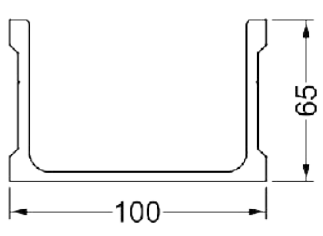
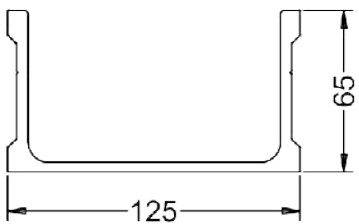
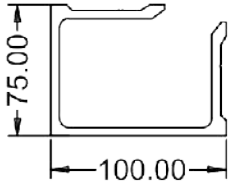
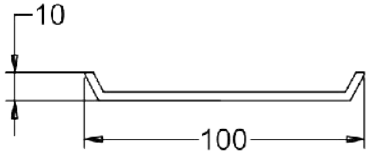
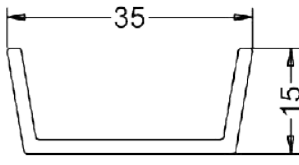
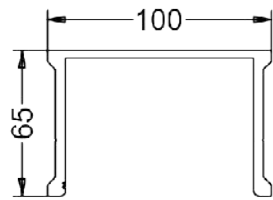
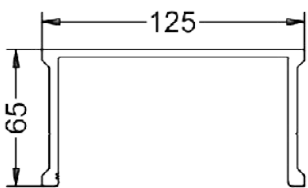
BUILDING FORMWORK SECTION

<p>SEC NO. :- GI-1009/14 W.T:- 5.200 Kg/12'</p> 	<p>SEC NO. :- GI-1010/15 W.T:-10.560 Kg/12'</p> 
<p>SEC NO. :- GI-1011/16 W.T:-10.755 Kg/12'</p> 	<p>SEC NO. :- GI-1012/17 W.T:-10.950 Kg/12'</p> 
<p>SEC NO. :- GI-1013/18 W.T:-11.150 Kg/12'</p> 	<p>SEC NO. :- GI-1014/19 W.T:-11.550 Kg/12'</p> 
<p>SEC NO. :- GI-1015/20 W.T:-11.740 Kg/12'</p> 	<p>SEC NO. :- GI-1016/22 W.T:-11.940 Kg/12'</p> 

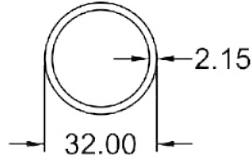
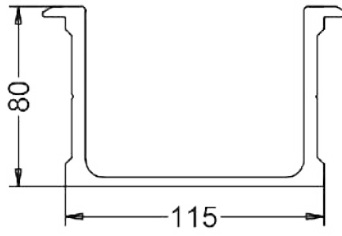
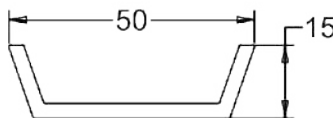
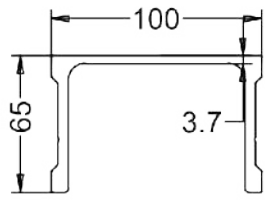
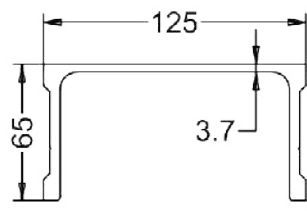
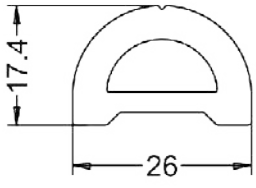
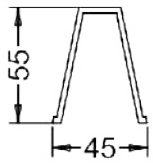
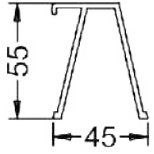
BUILDING FORMWORK SECTION

<p>SEC NO. :- GI-1017/23 W.T:-12.135 Kg/12'</p> 	<p>SEC NO. :- GI-1018/24 W.T:- 9.110 Kg/12'</p> 
<p>SEC NO. :- GI-1019/25 W.T:- 8.125 Kg/12'</p> 	<p>SEC NO. :- GI-1020/26 W.T:- 3.540 Kg/12'</p> 
<p>SEC NO. :- GI-1021/27 W.T:- 1.015 Kg/12'</p> 	<p>SEC NO. :- GI-1022/29 W.T:- 2.200 Kg/12'</p> 
<p>SEC NO. :- GI-1023/30 W.T:- 2.350 Kg/12'</p> 	<p>SEC NO. :- GI-1024/35 BSL01 W.T:- 4.500 Kg/12'</p> 

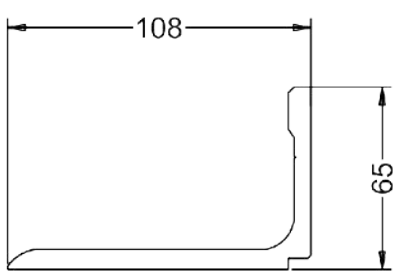
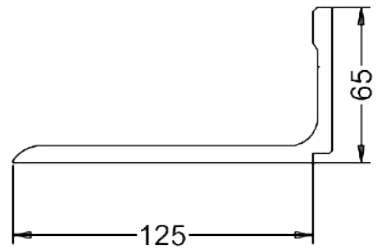
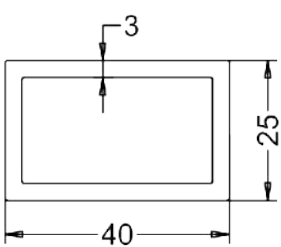
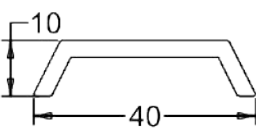
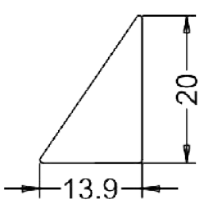
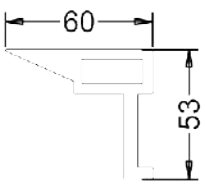
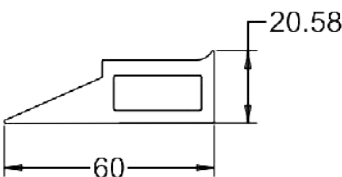
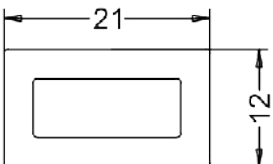
BUILDING FORMWORK SECTION

<p>SEC NO. :- GI-1025/37 W.T:- 7.940 Kg/12'</p> 	<p>SEC NO. :- GI-1026/38 W.T:-11.345 Kg/12'</p> 
<p>SEC NO. :- GI-1027/39 W.T:-12.335 Kg/12'</p> 	<p>SEC NO. :- GI-1028/40 W.T:-15.070 Kg/12'</p> 
<p>SEC NO. :- GI-1029/48ECA W.T:- 3.181 Kg/12'</p> 	<p>SEC NO. :- GI-1030/49 W.T:- 1.120 Kg/12'</p> 
<p>SEC NO. :- GI-1031/51 W.T:- 9.592 Kg/12'</p> 	<p>SEC NO. :- GI-1032/52 W.T:-10.641 Kg/12'</p> 

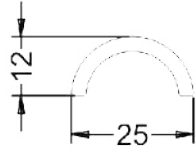
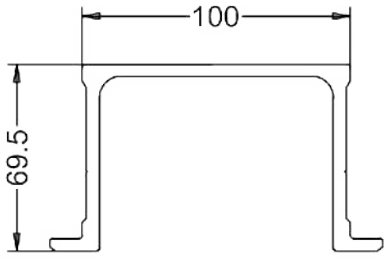
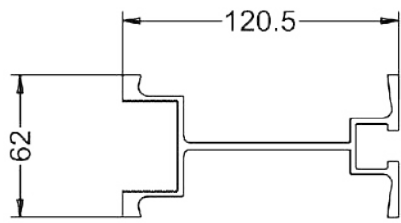
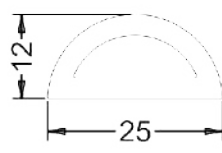
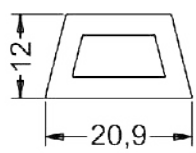
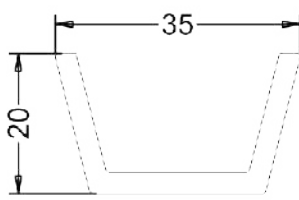
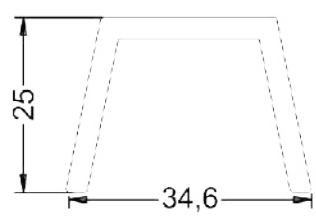
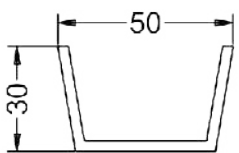
BUILDING FORMWORK SECTION

<p>SEC NO. :- GI-1033/56 W.T:- 2.821 Kg/12'</p> 	<p>SEC NO. :- GI-1034/60 W.T:-15.709 Kg/12'</p> 
<p>SEC NO. :- GI-1035/64 W.T:- 1.970 Kg/12'</p> 	<p>SEC NO. :- GI-1036/38A W.T:-11.099 Kg/12'</p> 
<p>SEC NO. :- GI-1037/39A W.T:-12.014 Kg/12'</p> 	<p>SEC NO. :- GI-1038/68 W.T:- 2.531 Kg/12'</p> 
<p>SEC NO. :- GI-1039/72 W.T:- 3.209 Kg/12'</p> 	<p>SEC NO. :- GI-1040/73 W.T:- 3.583 Kg/12'</p> 

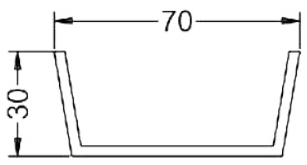
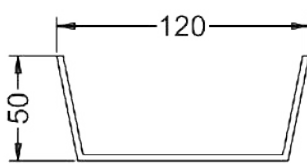
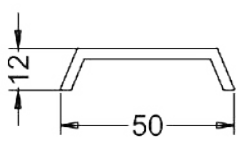
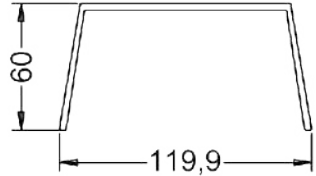
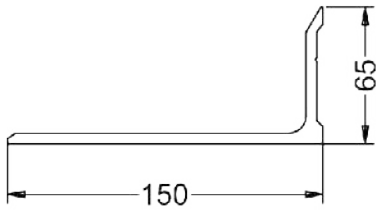
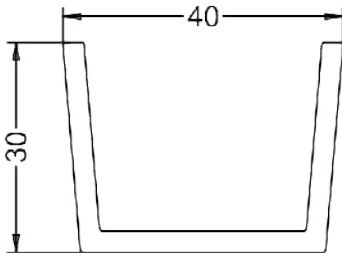
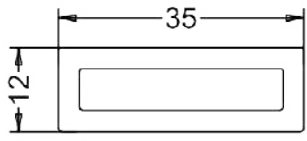
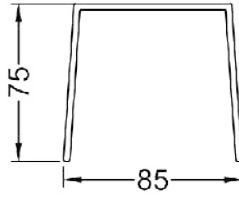
BUILDING FORMWORK SECTION

<p>SEC NO. :- GI-1041/1041 W.T:-10.998 Kg/12'</p> 	<p>SEC NO. :- GI-1042/76 W.T:- 12.729 Kg/12'</p> 
<p>SEC NO. :- GI-1043/77 W.T:- 3.498 Kg/12'</p> 	<p>SEC NO. :- GI-1044/78 W.T:- 1.395 Kg/12'</p> 
<p>SEC NO. :- GI-1045/79 W.T:- 1.464 Kg/12'</p> 	<p>SEC NO. :- GI-1046/93RE W.T:- 7.466 Kg/12'</p> 
<p>SEC NO. :- GI-1047/94 W.T:- 5.161 Kg/12'</p> 	<p>SEC NO. :- GI-1048/95 W.T:- 1.600 Kg/12'</p> 

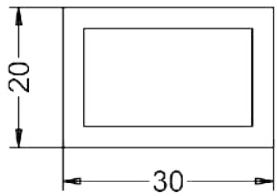
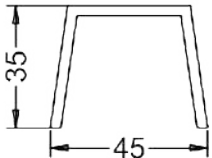
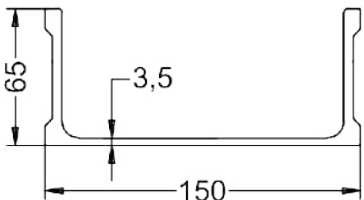
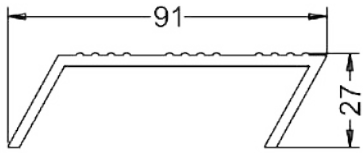
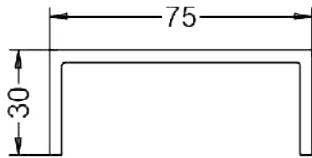
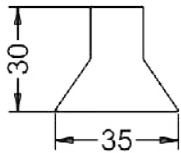
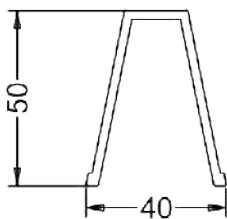
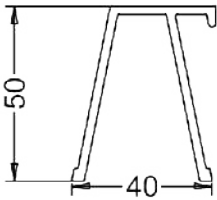
BUILDING FORMWORK SECTION

<p>SEC NO. :- GI-1049/99 W.T:- 0.994 Kg/12'</p> 	<p>SEC NO. :- GI-1050/102 W.T:- 12.579 Kg/12'</p> 
<p>SEC NO. :- GI-1051/103 W.T:- 9.018 Kg/12'</p> 	<p>SEC NO. :- GI-1052/105 W.T:- 1.544 Kg/12'</p> 
<p>SEC NO. :- GI-1053/106 W.T:- 1.431 Kg/12'</p> 	<p>SEC NO. :- GI-1054/117 W.T:- 1.800 Kg/12'</p> 
<p>SEC NO. :- GI-1055/118 W.T:- 2.086 Kg/12'</p> 	<p>SEC NO. :- GI-1056/119 W.T:- 2.821 Kg/12'</p> 

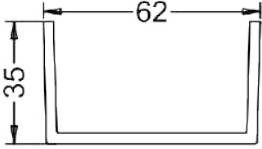
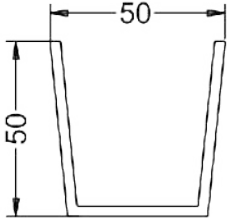
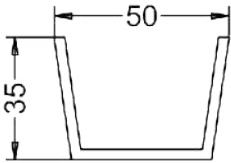
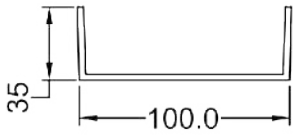
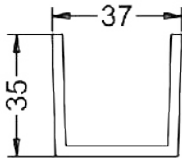
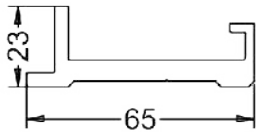
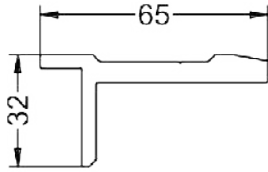
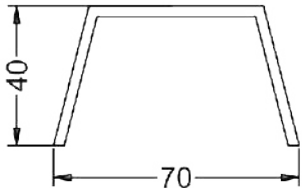
BUILDING FORMWORK SECTION

<p>SEC NO. :- GI-1057/120 W.T:- 3.414 Kg/12'</p> 	<p>SEC NO. :- GI-1058/121 W.T:- 5.830 Kg/12'</p> 
<p>SEC NO. :- GI-1059/124 W.T:- 1.797 Kg/12'</p> 	<p>SEC NO. :- GI-1060 W.T:- 6.214 Kg/12'</p> 
<p>SEC NO. :- GI-1062 W.T:-10.467 Kg/12'</p> 	<p>SEC NO. :- GI-1063 W.T:- 2.649 Kg/12'</p> 
<p>SEC NO. :- GI-1064 W.T:- 2.430 Kg/12'</p> 	<p>SEC NO. :- GI-1065 W.T:- 6.503 Kg/12'</p> 

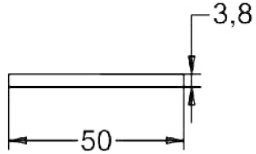
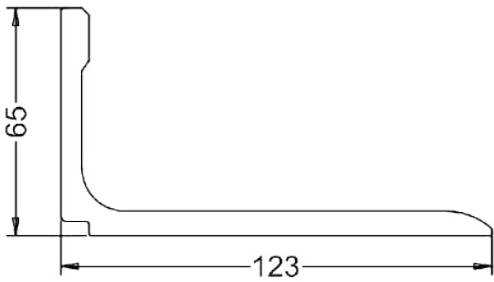
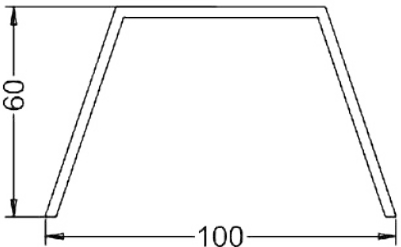
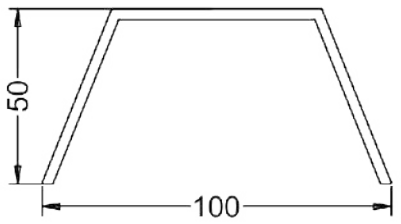

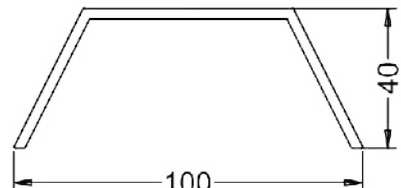
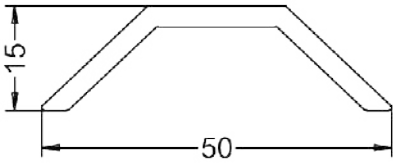
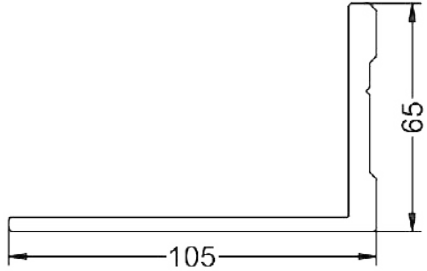
BUILDING FORMWORK SECTION

<p>SEC NO. :- GI-1066 W.T:- 2.605 Kg/12'</p> 	<p>SEC NO. :- GI-1067 W.T:- 2.964 Kg/12'</p> 
<p>SEC NO. :- GI-1068 W.T:- 12.209 Kg/12'</p> 	<p>SEC NO. :- GI-1069 W.T:- 3.985 Kg/12'</p> 
<p>SEC NO. :- GI-1070 W.T:- 4.512 Kg/12'</p> 	<p>SEC NO. :- GI-1071 W.T:- 5.976 Kg/12'</p> 
<p>SEC NO. :- GI-1072 W.T:- 2.909 Kg/12'</p> 	<p>SEC NO. :- GI-1073 W.T:- 3.272 Kg/12'</p> 

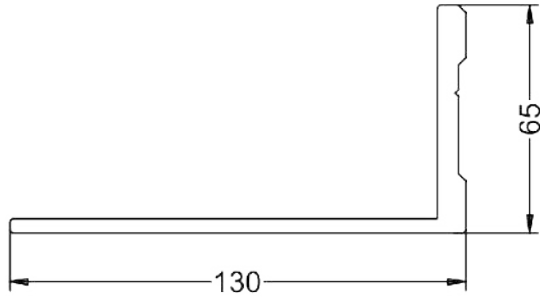
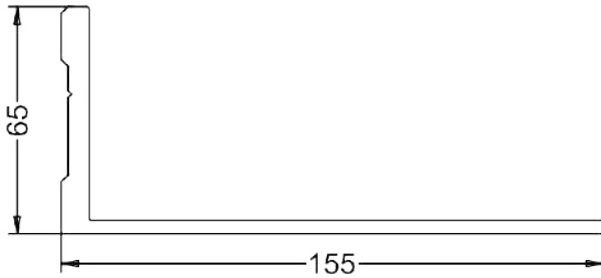
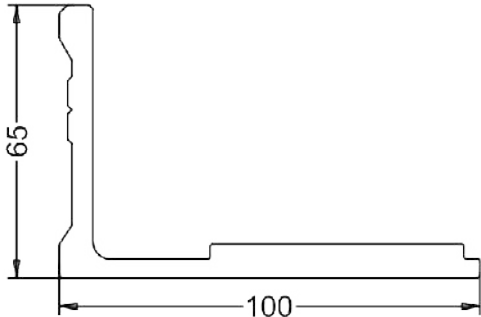
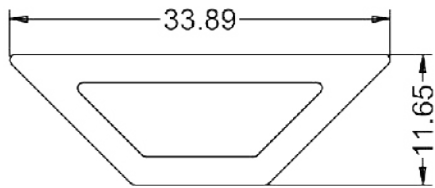
BUILDING FORMWORK SECTION

<p>SEC NO. :- GI-1074 W.T:- 3.660 Kg/12'</p> <div style="text-align: center;">  </div>	<p>SEC NO. :- GI-1075 W.T:- 3.993 Kg/12'</p> <div style="text-align: center;">  </div>
<p>SEC NO. :- GI-1076 W.T:- 3.111 Kg/12'</p> <div style="text-align: center;">  </div>	<p>SEC NO. :- GI-1077 W.T:- 4.860 Kg/12'</p> <div style="text-align: center;">  </div>
<p>SEC NO. :- GI-1078 W.T:- 2.935 Kg/12'</p> <div style="text-align: center;">  </div>	<p>SEC NO. :- GI-1079 W.T:- 4.886 Kg/12'</p> <div style="text-align: center;">  </div>
<p>SEC NO. :- GI-1080 W.T:- 4.849 Kg/12'</p> <div style="text-align: center;">  </div>	<p>SEC NO. :- GI-1081 W.T:- 3.578 Kg/12'</p> <div style="text-align: center;">  </div>

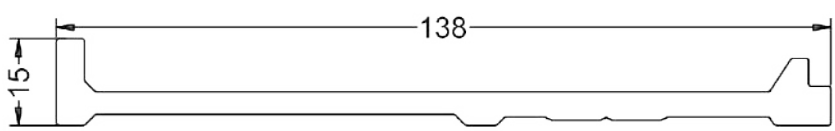

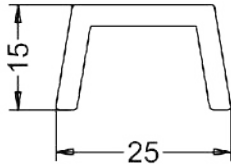
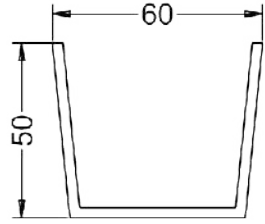
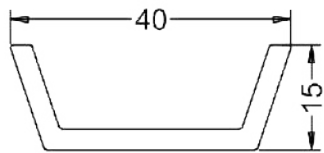
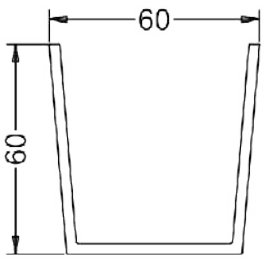
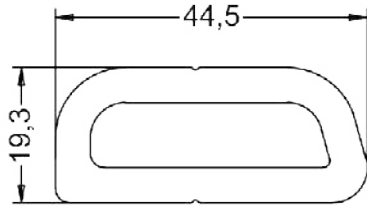
BUILDING FORMWORK SECTION

<p>SEC NO. :- GI-1082 W.T:- 1.873 Kg/12'</p> 	<p>SEC NO. :- GI-1083 W.T:- 12.012 Kg/12'</p> 
<p>SEC NO. :- GI-1084 W.T:- 5.365 Kg/12'</p> 	<p>SEC NO. :- GI-1085 W.T:- 4.812 Kg/12'</p> 
<p>SEC NO. :- GI-1086 W.T:- 5.244 Kg/12'</p> 	<p>SEC NO. :- GI-1087 W.T:- 4.271 Kg/12'</p> 
<p>SEC NO. :- GI-1084 W.T:- 5.365 Kg/12'</p> 	<p>SEC NO. :- GI- 1089 W.T:- 8.282 Kg/12'</p> 

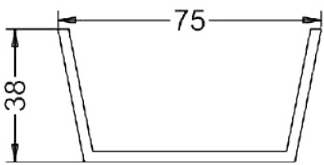
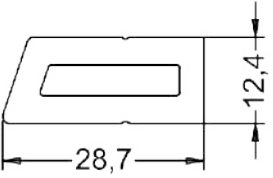
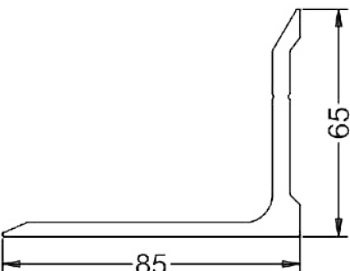
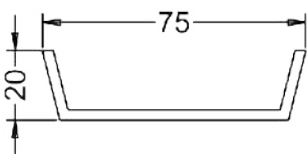
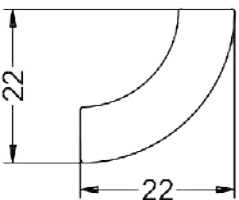
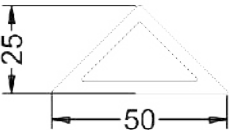
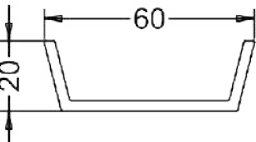
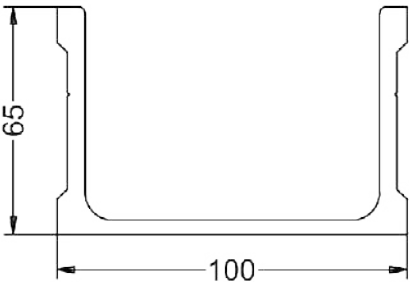
BUILDING FORMWORK SECTION

SEC NO. :- GI-1090	W.T:- 9.270 Kg/12'	
SEC NO. :- GI-1091	W.T:-10.258 Kg/12'	
SEC NO. :- GI-1092	W.T:-10.152 Kg/12'	
SEC NO. :- GI-1093	W.T:- 1.632 Kg/12'	

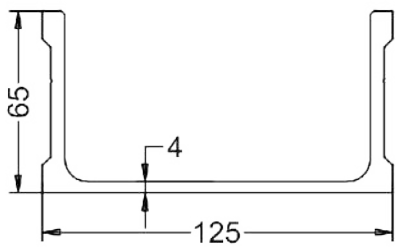
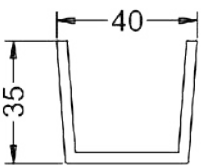
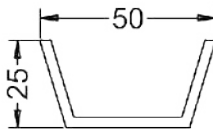
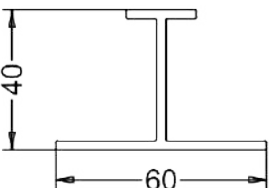
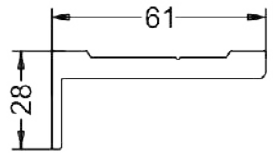
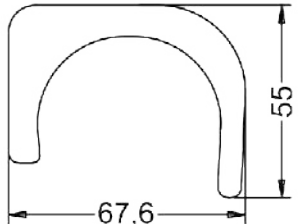
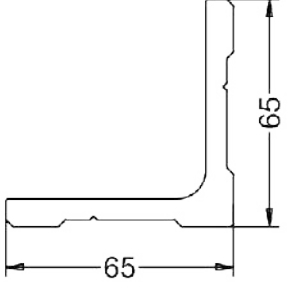
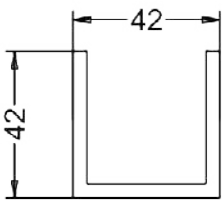
BUILDING FORMWORK SECTION

SEC NO. :- GI-1094 W.T:- 7.093 Kg/12'	
	
SEC NO. :- GI-1095 W.T:- 3.568 Kg/12'	SEC NO. :- GI-1096 W.T:- 1.332 Kg/12'
	
SEC NO. :- GI-1097 W.T:- 4.290 Kg/12'	SEC NO. :- GI-1098 W.T:- 1.680 Kg/12'
	
SEC NO. :- GI-1099 W.T:- 4.880 Kg/12'	SEC NO. :- GI-1100 W.T:- 4.890 Kg/12'
	

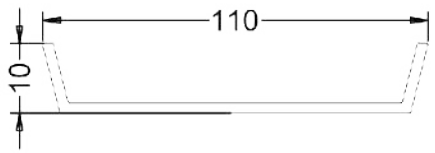
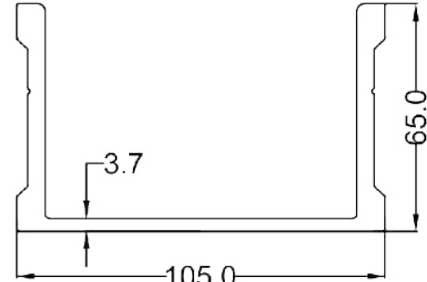
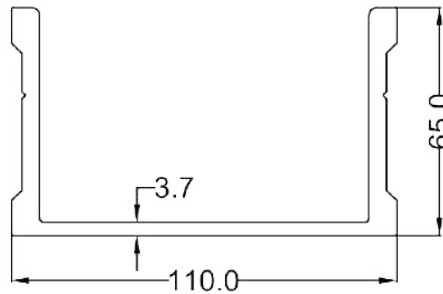
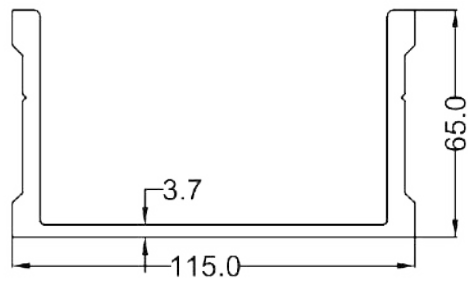
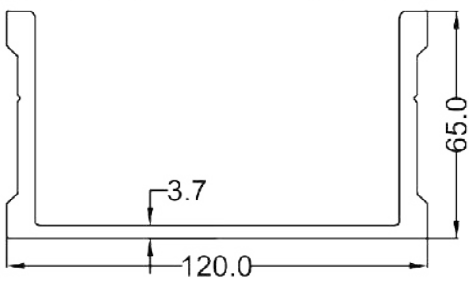
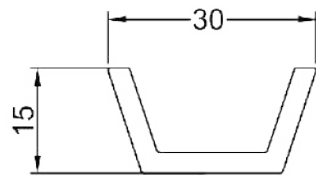
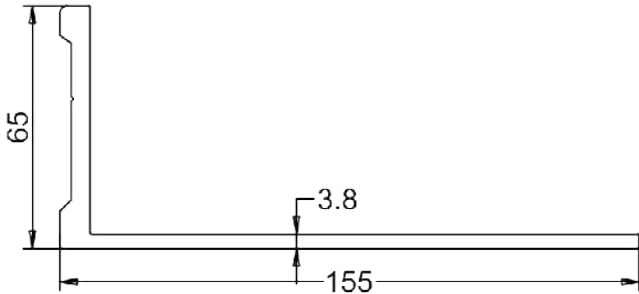
BUILDING FORMWORK SECTION

<p>SEC NO. :- GI-1101 W.T:- 3.920 Kg/12'</p> 	<p>SEC NO. :- GI-1102 W.T:- 2.470 Kg/12'</p> 
<p>SEC NO. :- GI-1103 W.T:- 6.470 Kg/12'</p> 	<p>SEC NO. :- GI-1104 W.T:- 2.990 Kg/12'</p> 
<p>SEC NO. :- GI-1105 W.T:- 2.230 Kg/12'</p> 	<p>SEC NO. :- GI-1106 W.T:- 3.557 Kg/12'</p> 
<p>SEC NO. :- GI-1107 W.T:- 2.547 Kg/12'</p> 	<p>SEC NO. :- GI-1108 W.T:- 11.350 Kg/12'</p> 

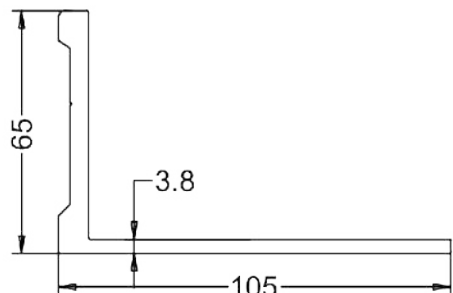
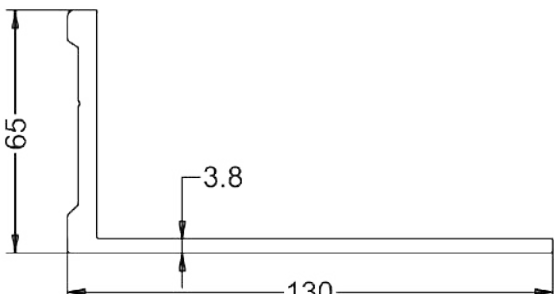
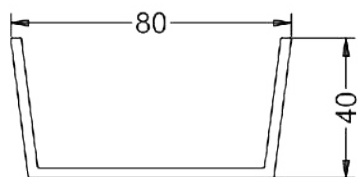
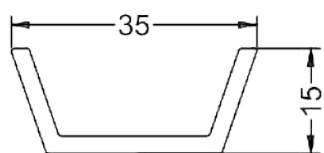
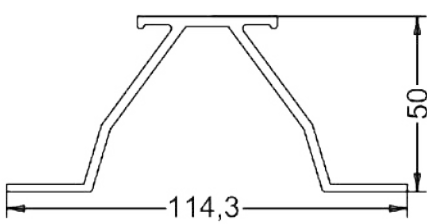
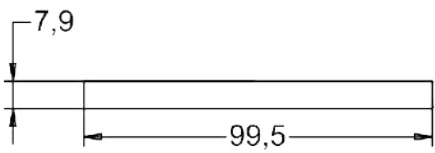
BUILDING FORMWORK SECTION

<p>SEC NO. :- GI- 1109 W.T:-12.330 Kg/12'</p> 	<p>SEC NO. :- GI-1075 W.T:- 3.993 Kg/12'</p> 
<p>SEC NO. :- GI-1076 W.T:- 3.111 Kg/12'</p> 	<p>SEC NO. :- GI-1062 W.T:-10.467 Kg/12'</p> 
<p>SEC NO. :- GI-1113 W.T:- 2.649 Kg/12'</p> 	<p>SEC NO. :- GI-1114 W.T:- 2.430 Kg/12'</p> 
<p>SEC NO. :- GI-1115 W.T:- 6.503 Kg/12'</p> 	<p>SEC NO. :- GI-1116 W.T:- 2.605 Kg/12'</p> 

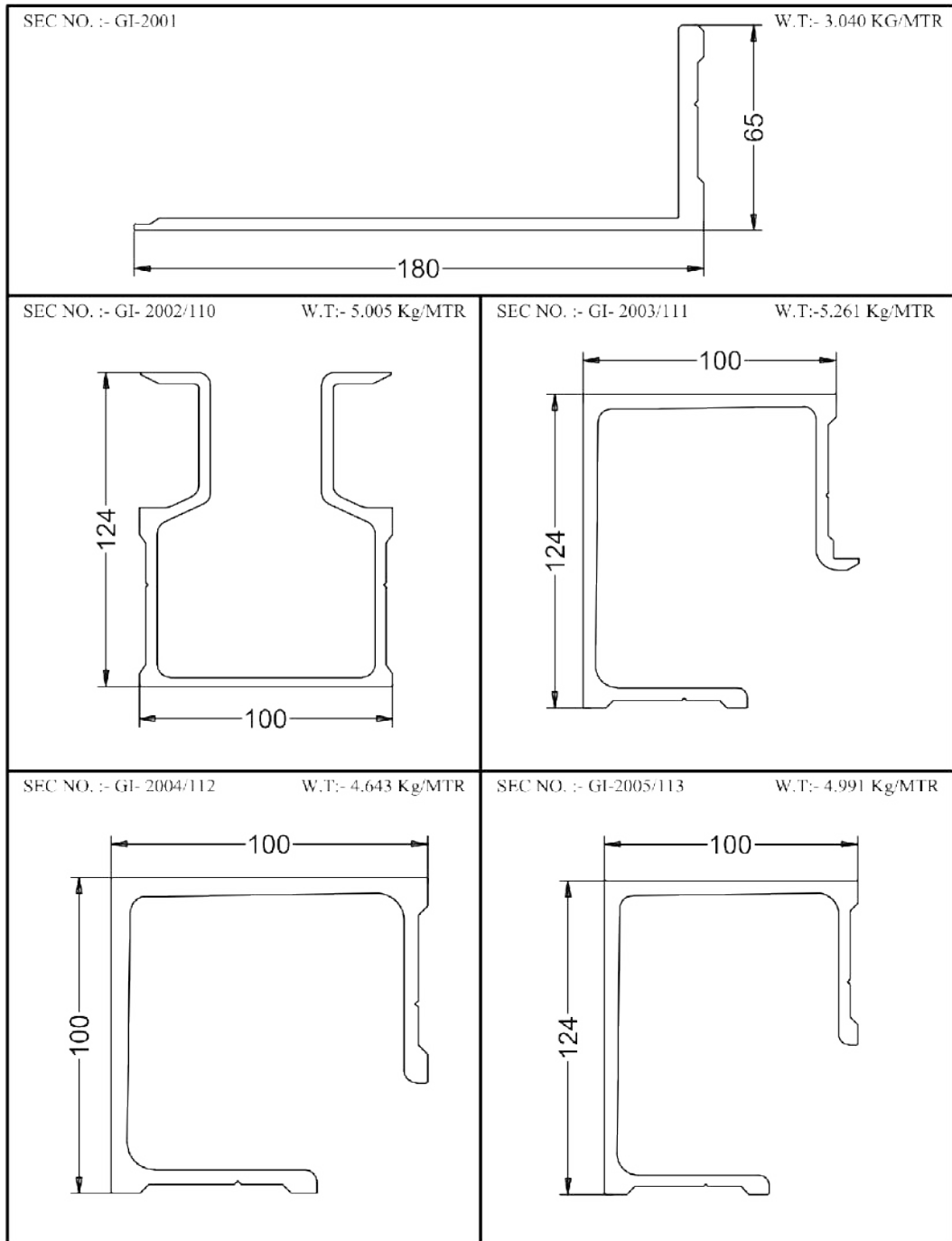
BUILDING FORMWORK SECTION

<p>SEC NO. :- GI-1117 W.T:- 4.026 Kg/12'</p> 	<p>SEC NO. :- GI-1018 W.T:- 11.364 Kg/12'</p> 
<p>SEC NO. :- GI-1119 W.T:- 11.181 Kg/12'</p> 	<p>SEC NO. :- GI-1120 W.T:- 11.364 Kg/12'</p> 
<p>SEC NO. :- GI-1021 W.T:- 11.547 Kg/12'</p> 	<p>SEC NO. :- GI-1122 W.T:- 1.368 Kg/12'</p> 
<p>SEC NO. :- GI-1023 W.T:- 9.325 Kg/12'</p> 	

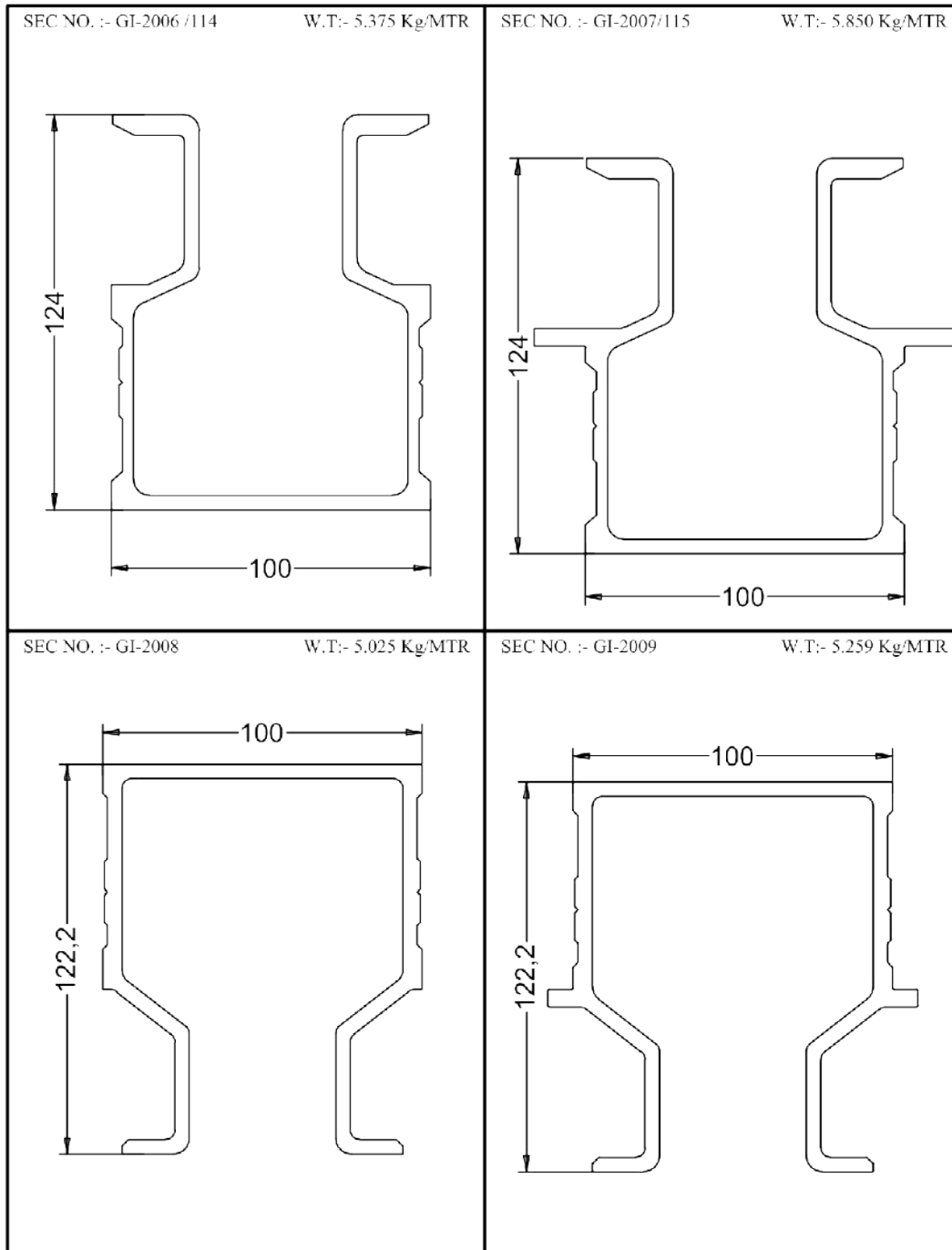
BUILDING FORMWORK SECTION

<p>SEC NO. :- GI-1124</p> 	<p>W.T:- 7.448 Kg/12'</p>
<p>SEC NO. :- GI-1025</p> 	<p>W.T:- 8.385 Kg/12'</p>
<p>SEC NO. :- GI-1126</p> <p>W.T:- 4.293 Kg/12'</p> 	<p>SEC NO. :- GI-1127</p> <p>W.T:- 1.288 Kg/12'</p> 
<p>SEC NO. :- GI-1128</p> <p>W.T:- 4.984 Kg/12'</p> 	<p>SEC NO. :- GI-1129</p> <p>W.T:- 7.762 Kg/12'</p> 

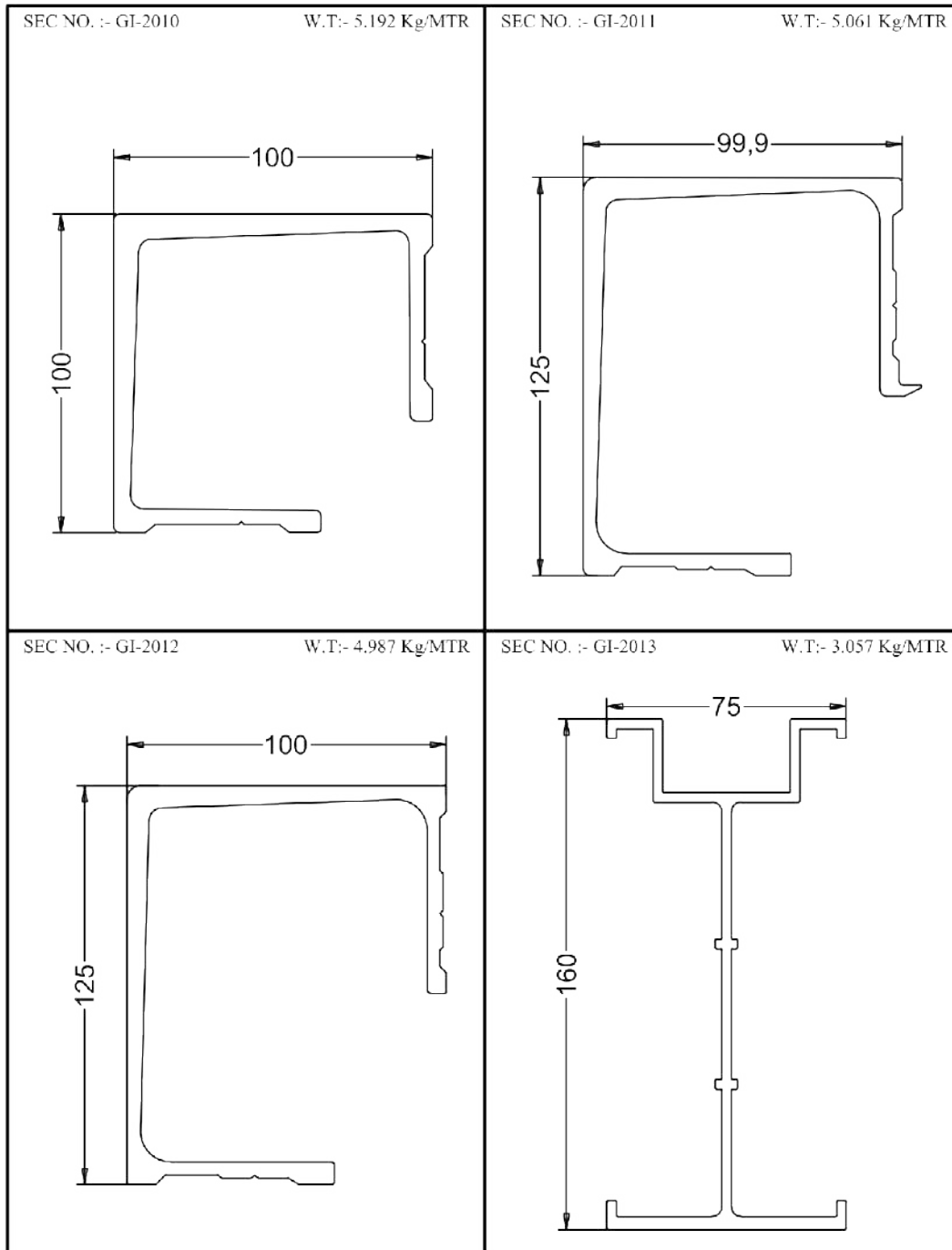
BUILDING FORMWORK SECTION



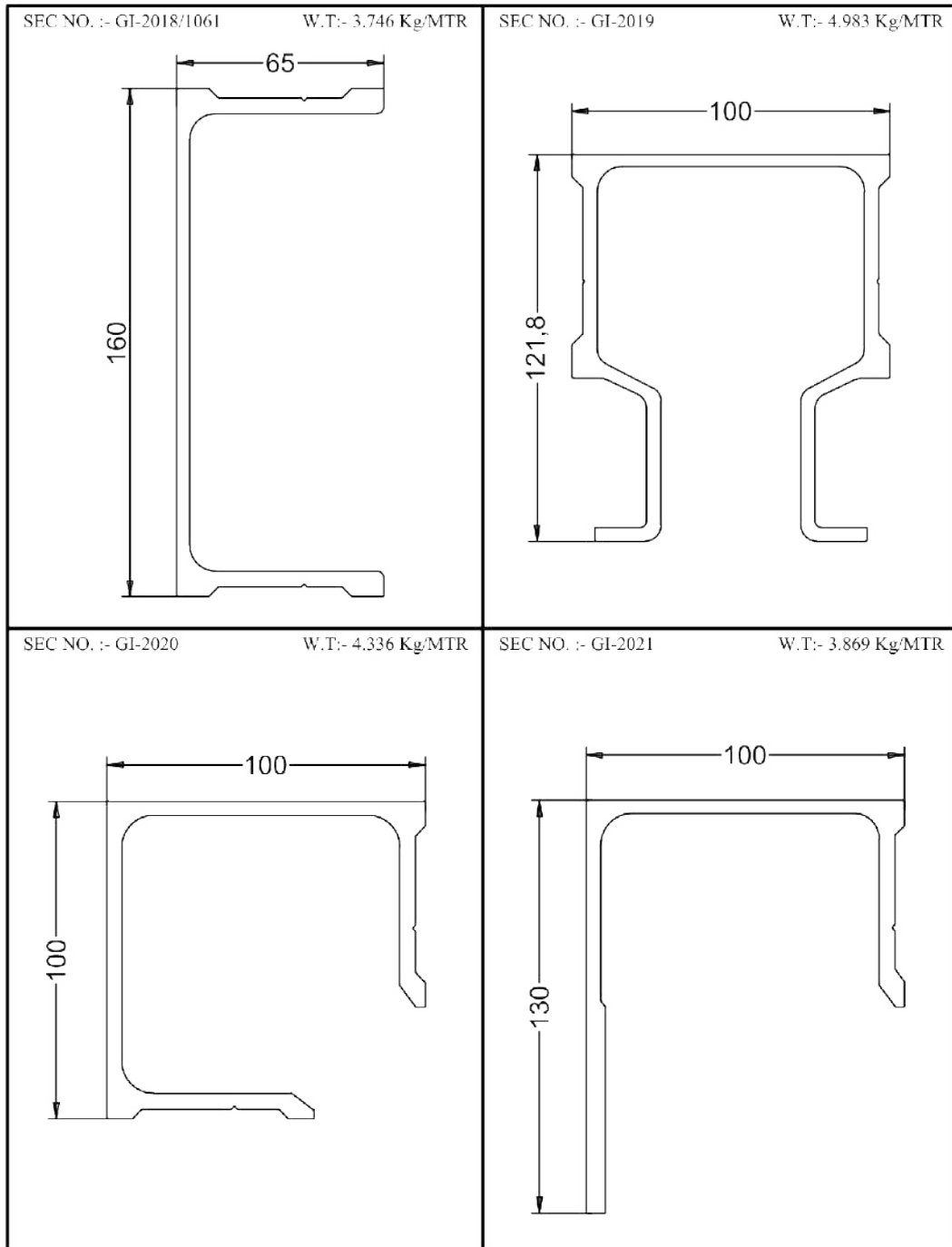
BUILDING FORMWORK SECTION



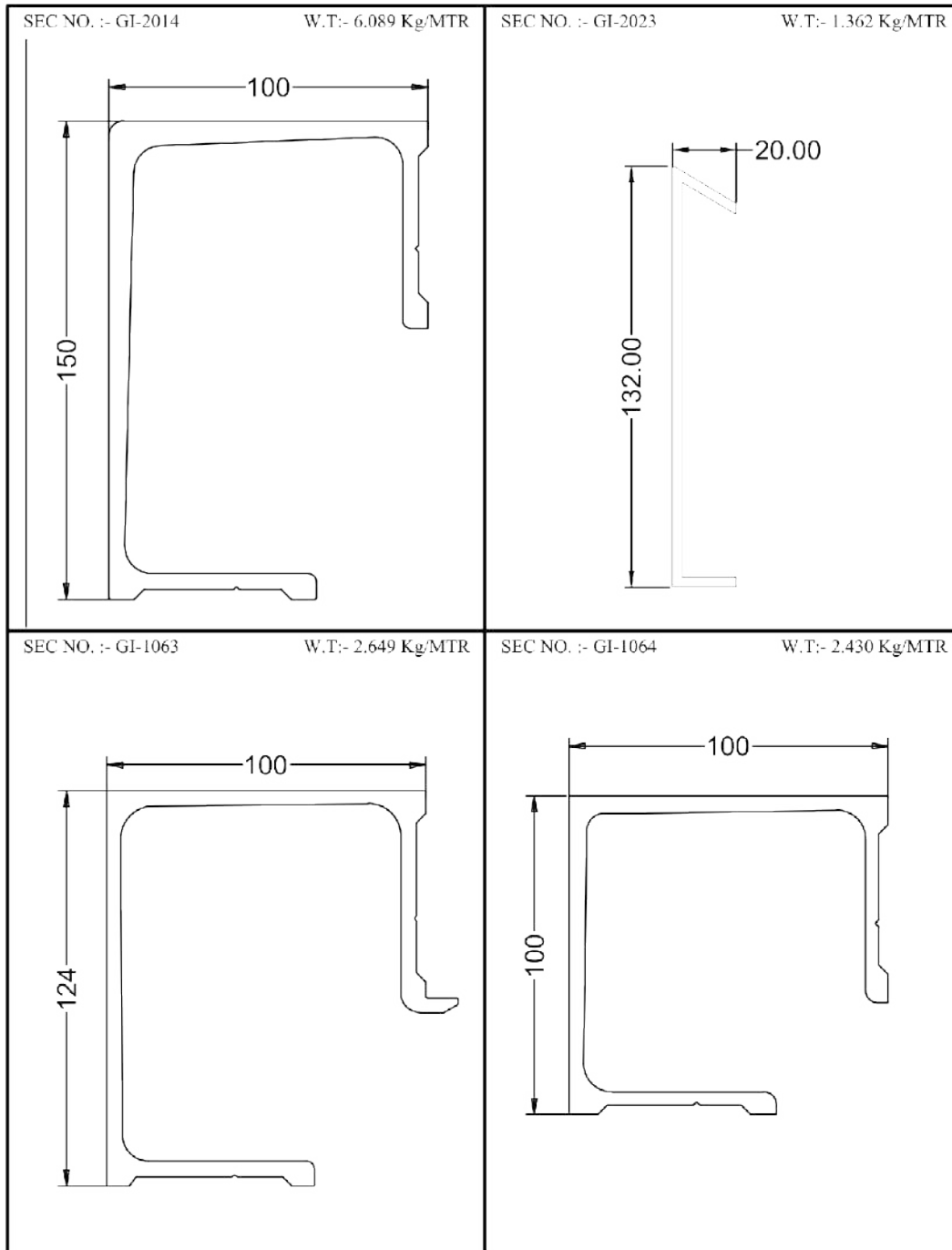
BUILDING FORMWORK SECTION



BUILDING FORMWORK SECTION



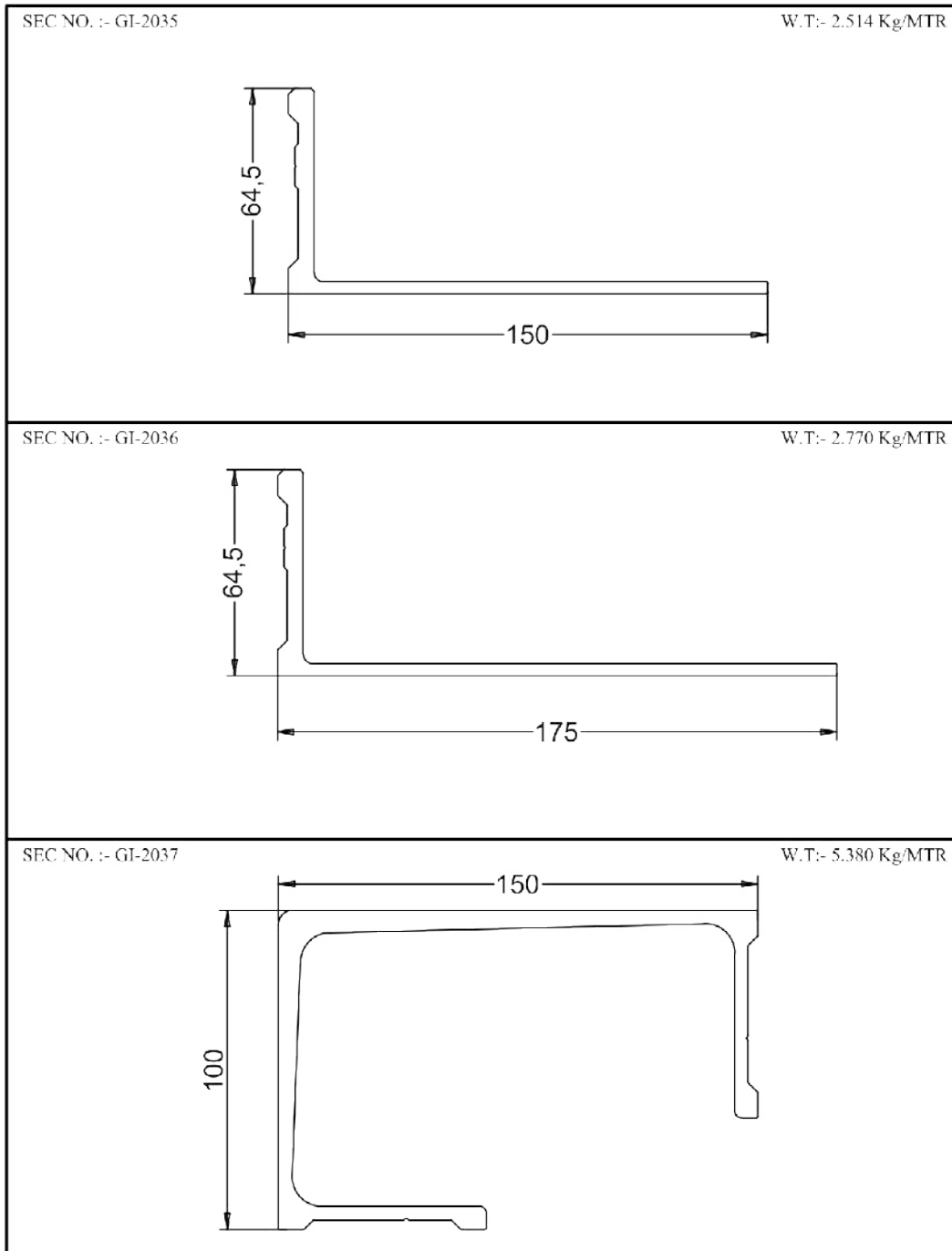
BUILDING FORMWORK SECTION



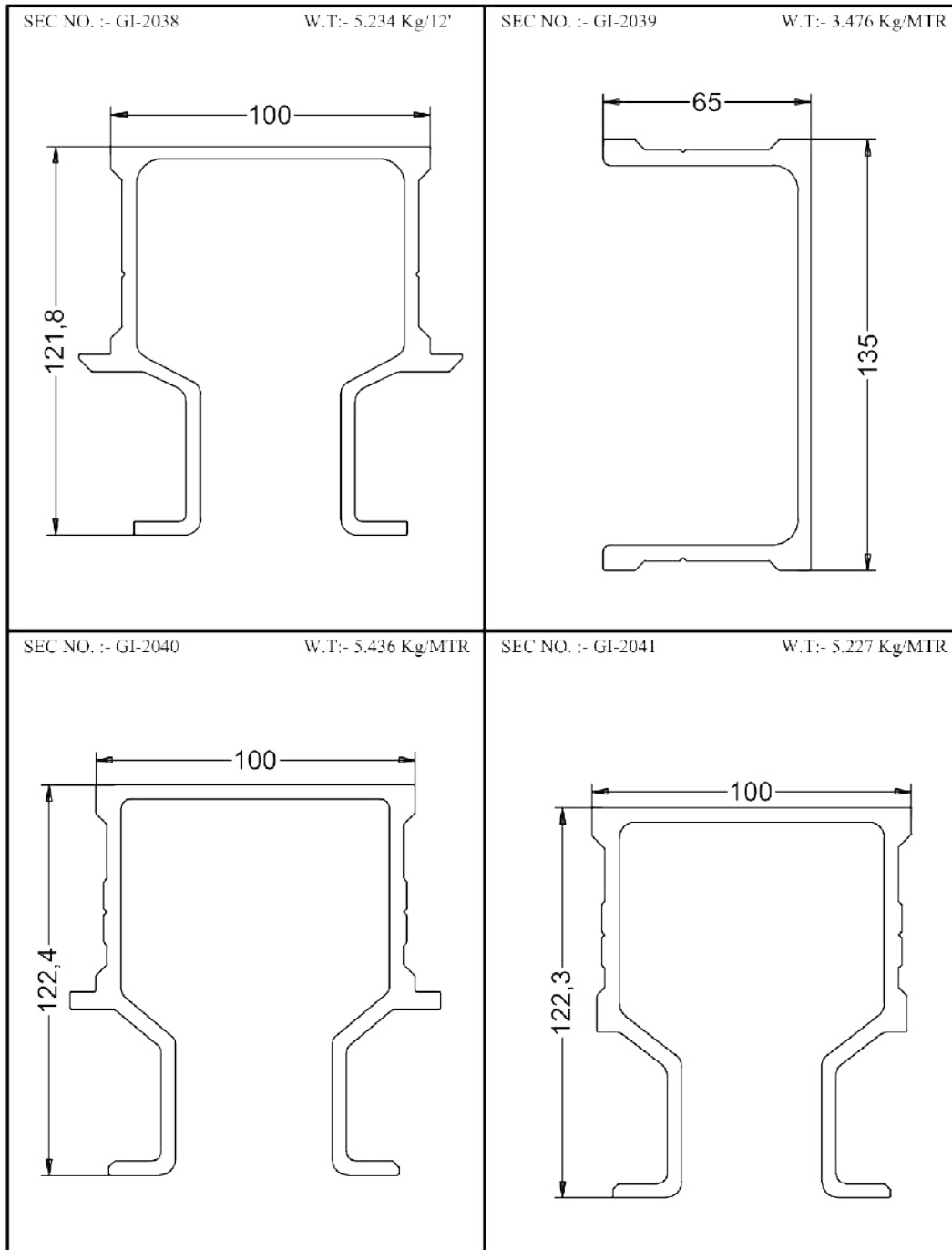
BUILDING FORMWORK SECTION



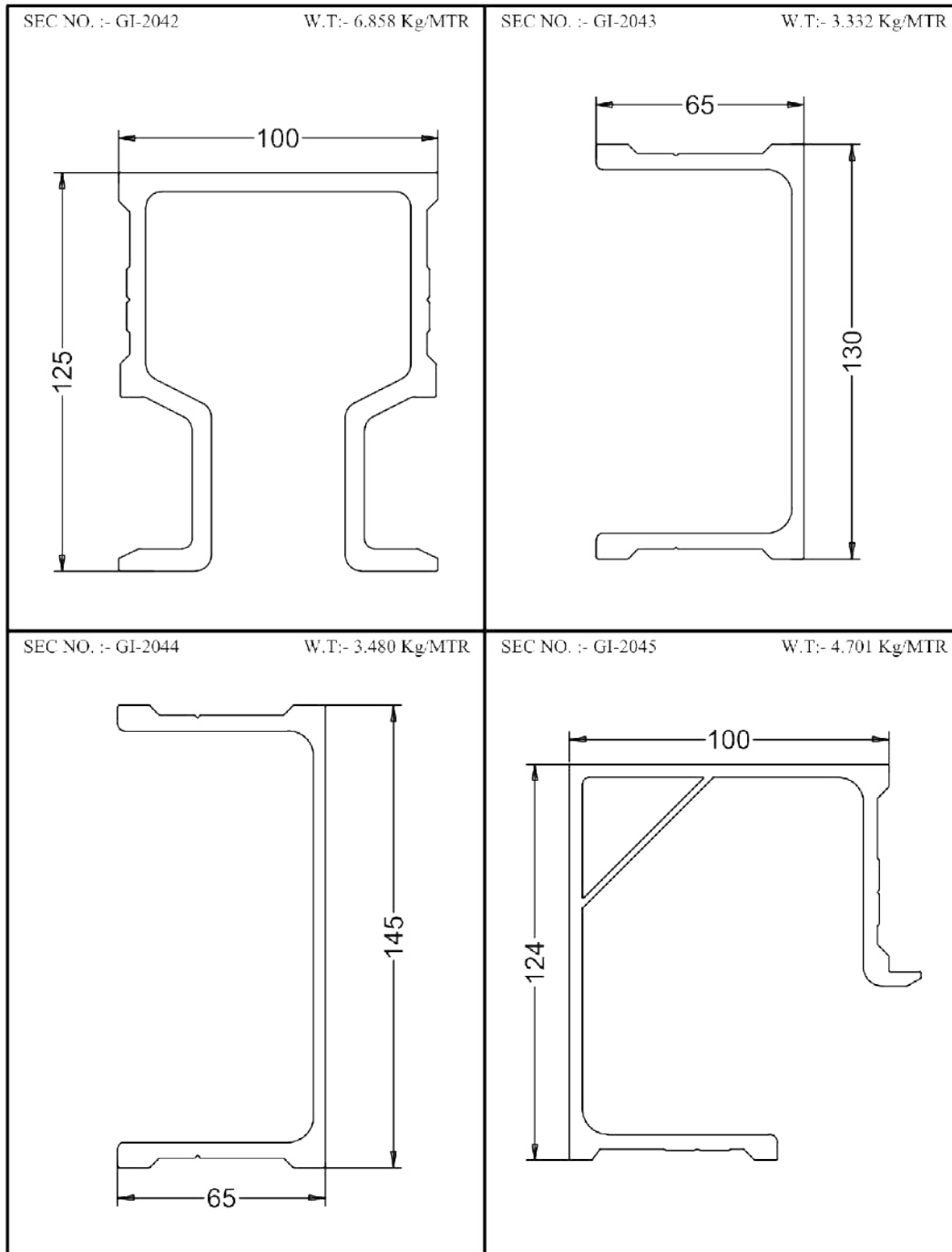
BUILDING FORMWORK SECTION



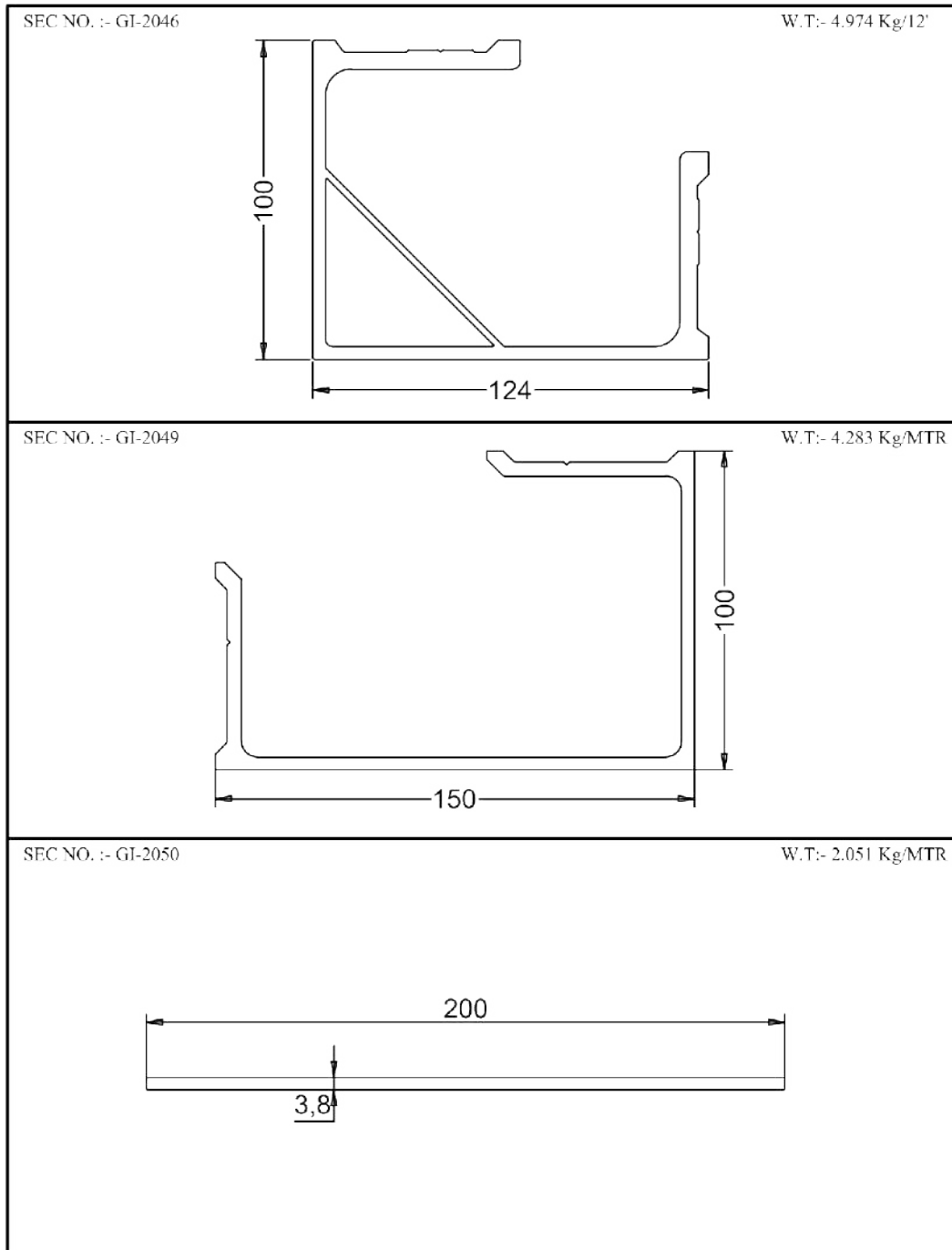
BUILDING FORMWORK SECTION



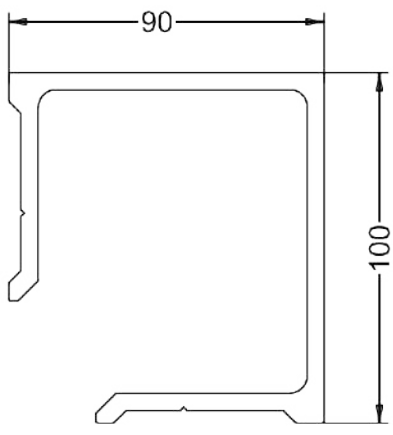
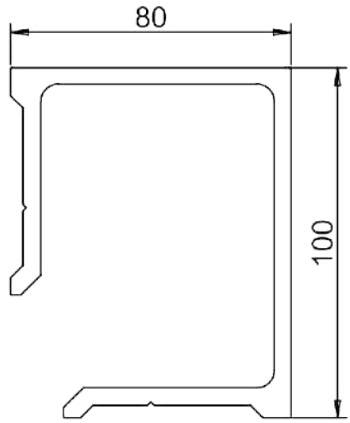
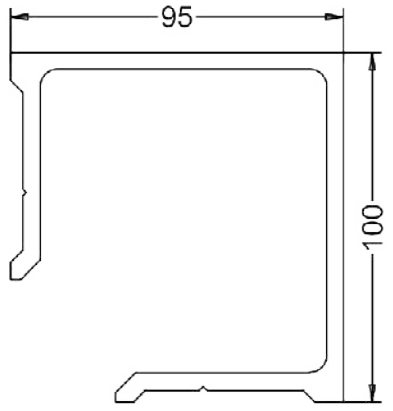
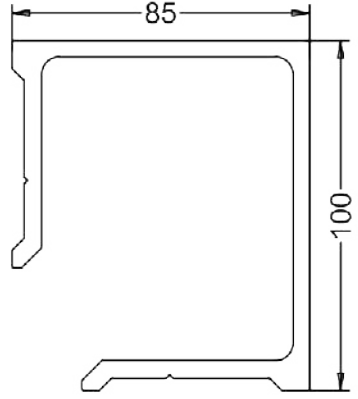
BUILDING FORMWORK SECTION



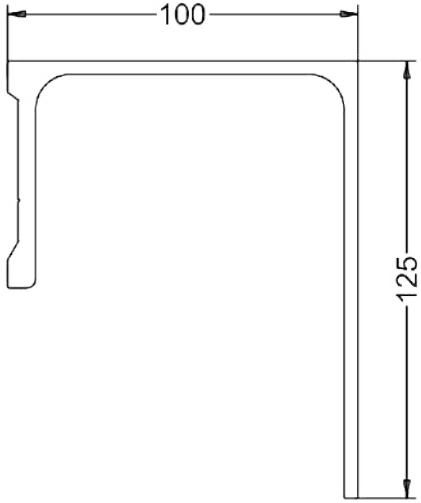
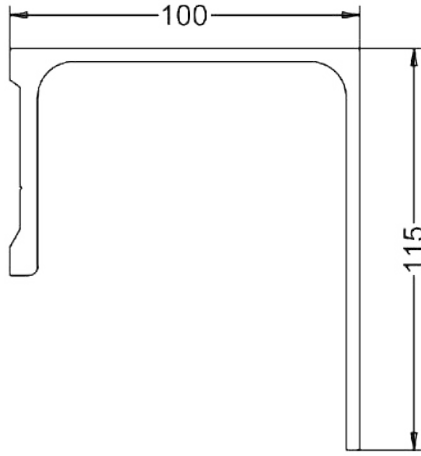
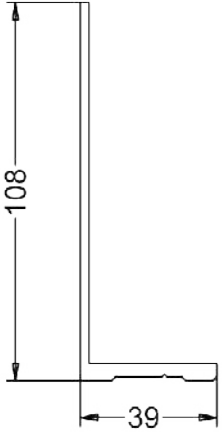
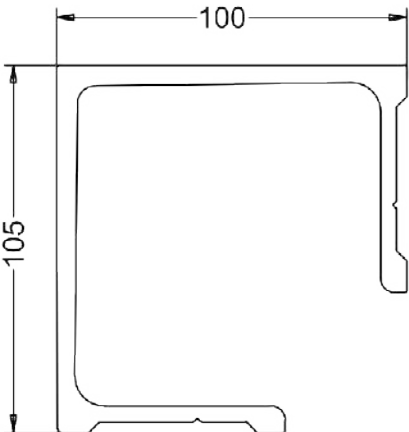
BUILDING FORMWORK SECTION



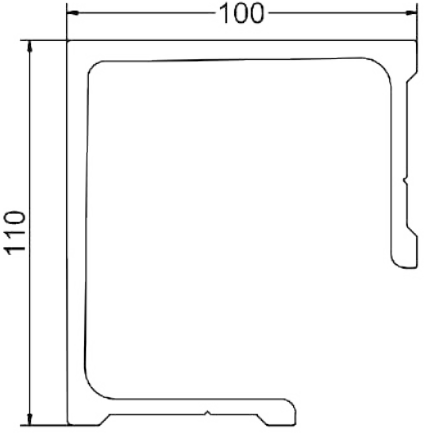
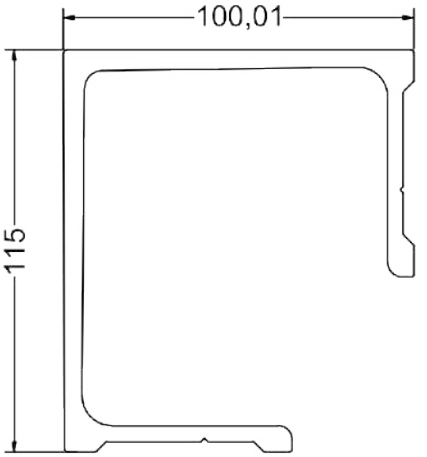
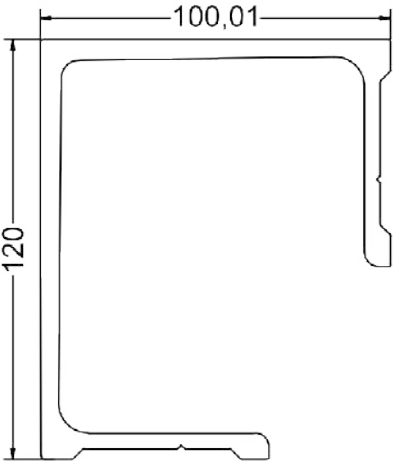

BUILDING FORMWORK SECTION

<p>SEC NO. :- GI-2051</p> <p>W.T:- 4.174 Kg/MTR</p> 	<p>SEC NO. :- GI-2052</p> <p>W.T:- 4.046 Kg/12'</p> 
<p>SEC NO. :- GI-2053</p> <p>W.T:- 4.238 Kg/12'</p> 	<p>SEC NO. :- GI-2054</p> <p>W.T:- 4.110 Kg/12'</p> 

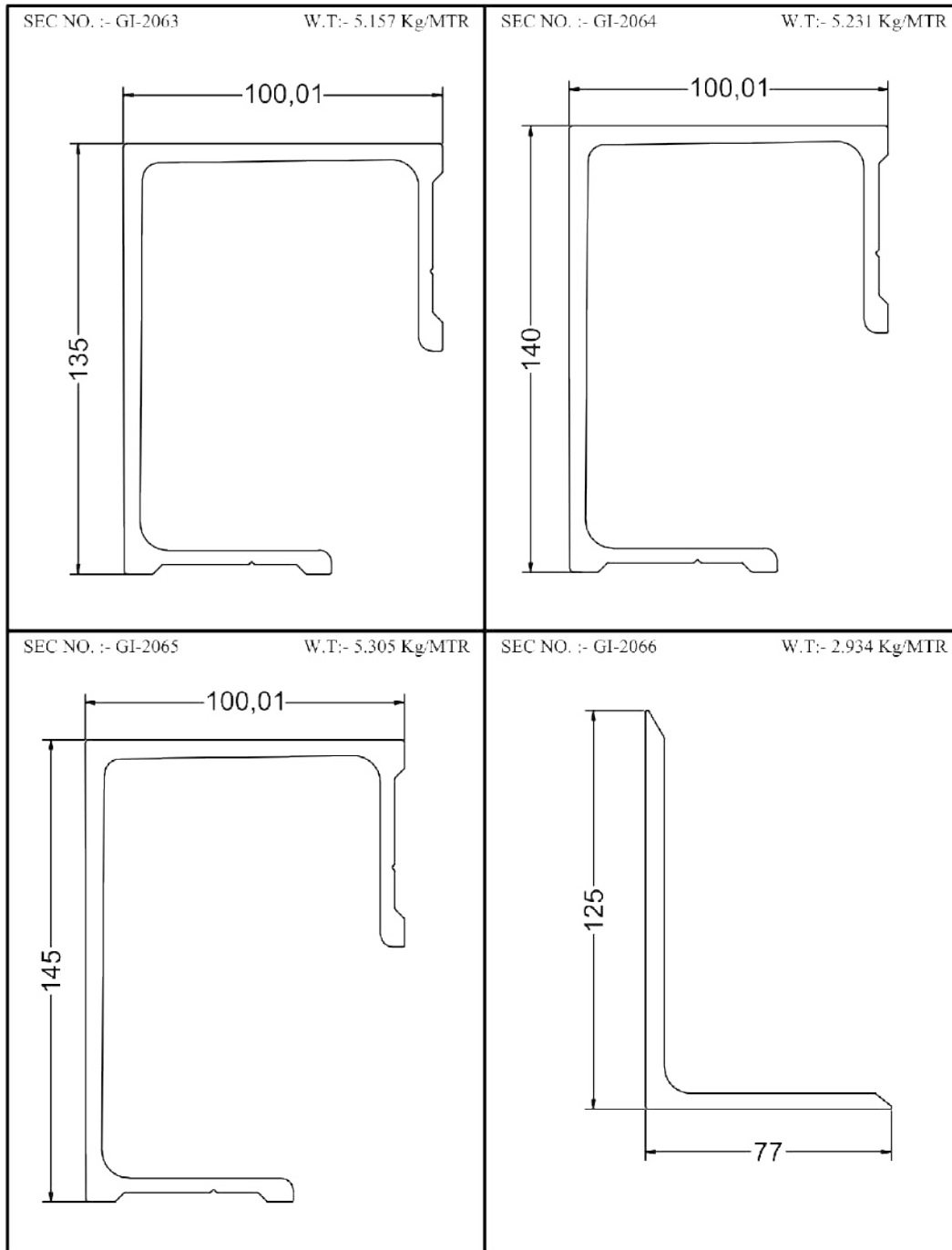
BUILDING FORMWORK SECTION

<p>SEC NO. :- GI-2055 W.T:- 3.456 Kg/MTR</p> 	<p>SEC NO. :- GI-2056 W.T:- 3.348 Kg/MTR</p> 
<p>SEC NO. :- GI-2057 W.T:- 3.074 Kg/MTR</p> 	<p>SEC NO. :- GI-2058 W.T:- 4.715 Kg/MTR</p> 

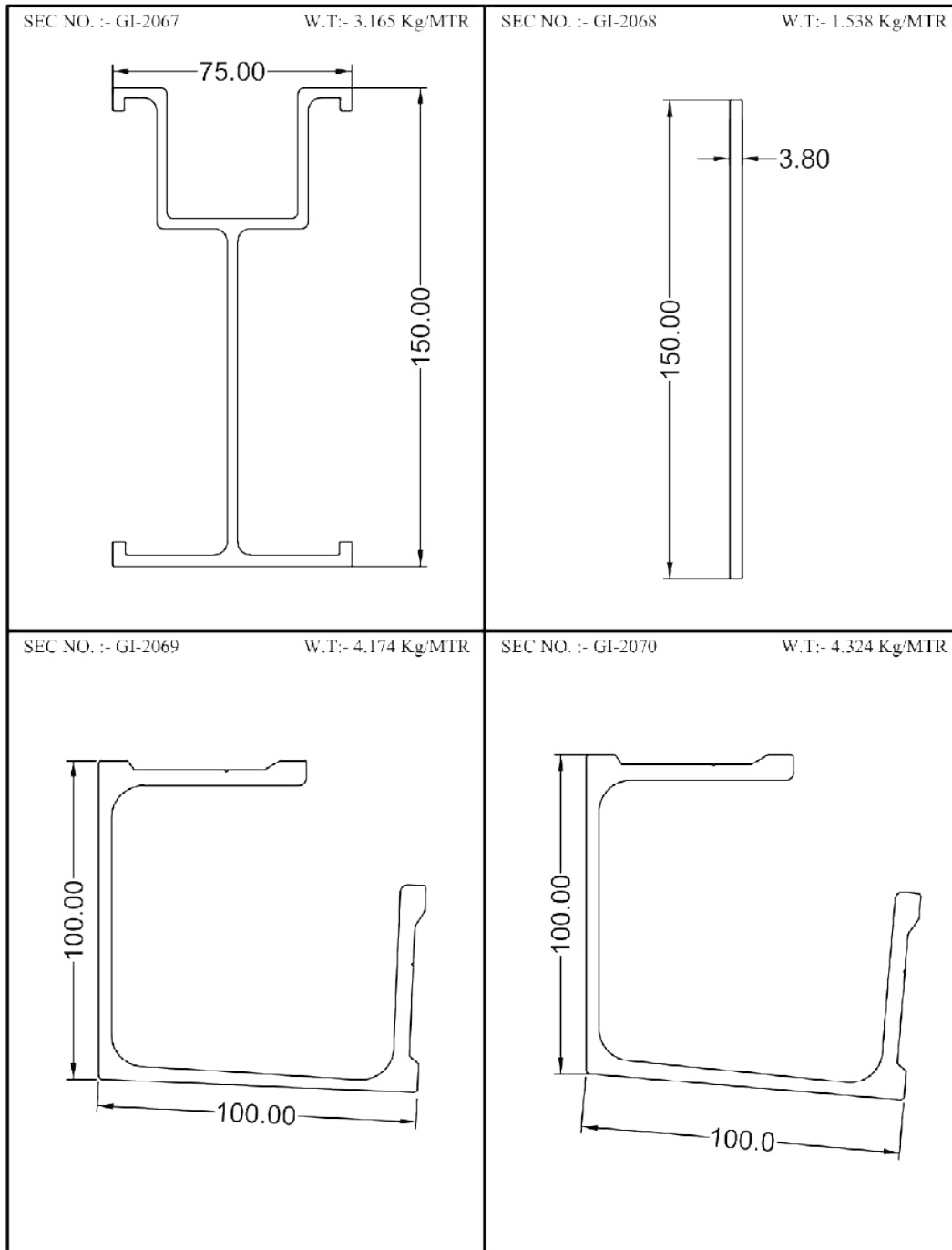
BUILDING FORMWORK SECTION

<p>SEC NO. :- GI-2059 W.T:- 4.790 Kg/MTR</p>  <p>100</p> <p>110</p>	<p>SEC NO. :- GI-2060 W.T:- 4.864 Kg/MTR</p>  <p>100,01</p> <p>115</p>
<p>SEC NO. :- GI-2061 W.T:- 4.934 Kg/MTR</p>  <p>100,01</p> <p>120</p>	<p>SEC NO. :- GI-2062 W.T:- 5.083 Kg/MTR</p>  <p>100</p> <p>130</p>

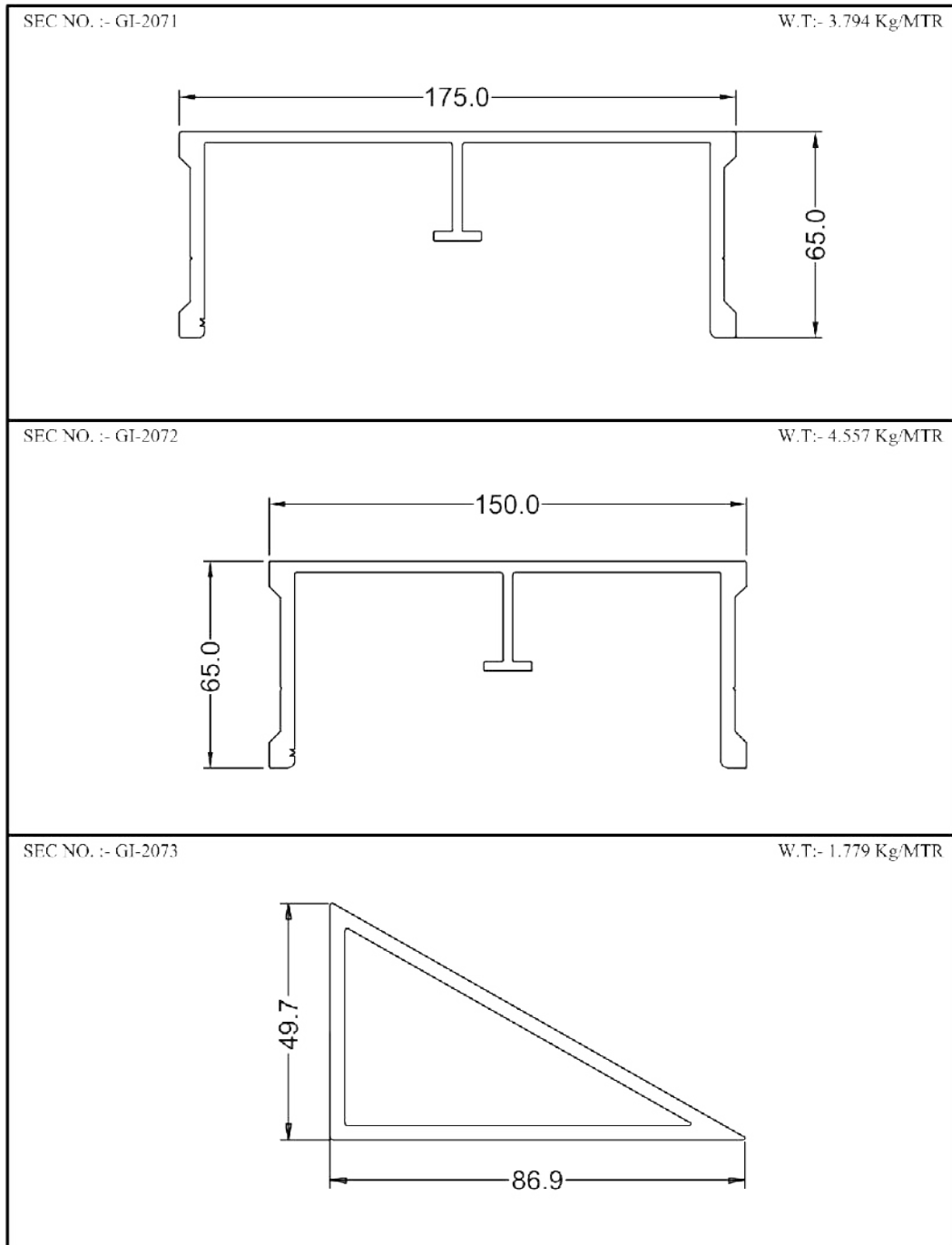
BUILDING FORMWORK SECTION



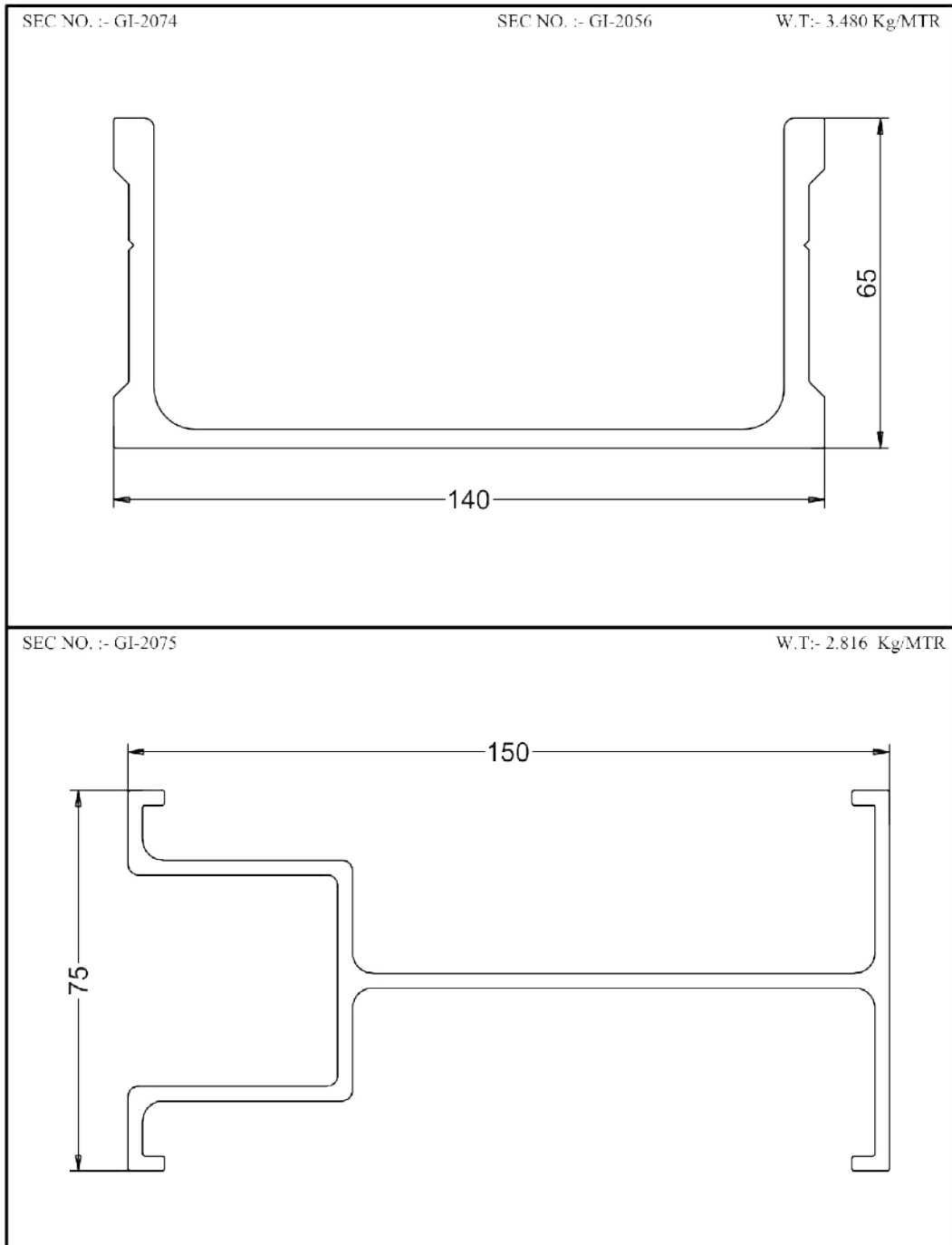
BUILDING FORMWORK SECTION



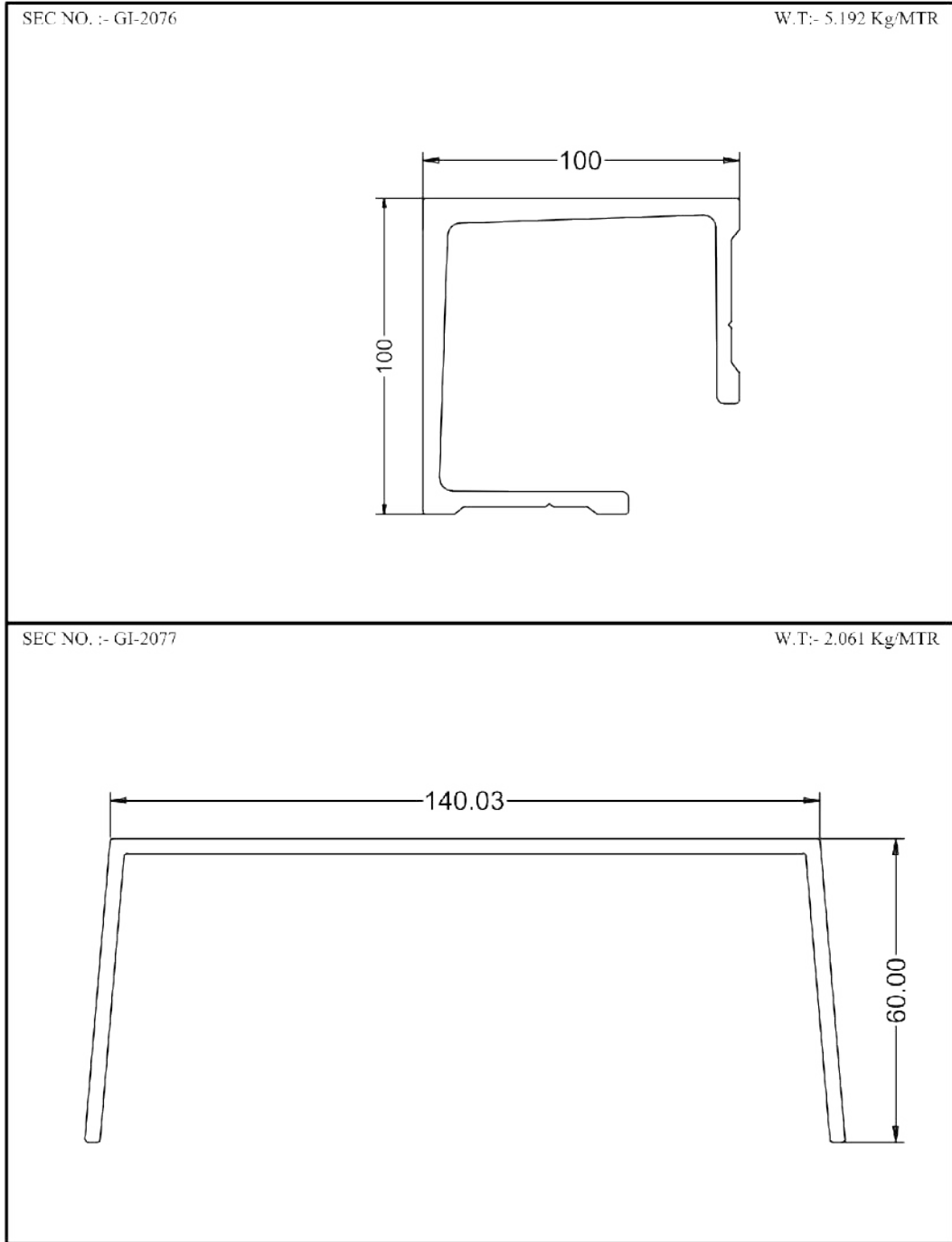
BUILDING FORMWORK SECTION



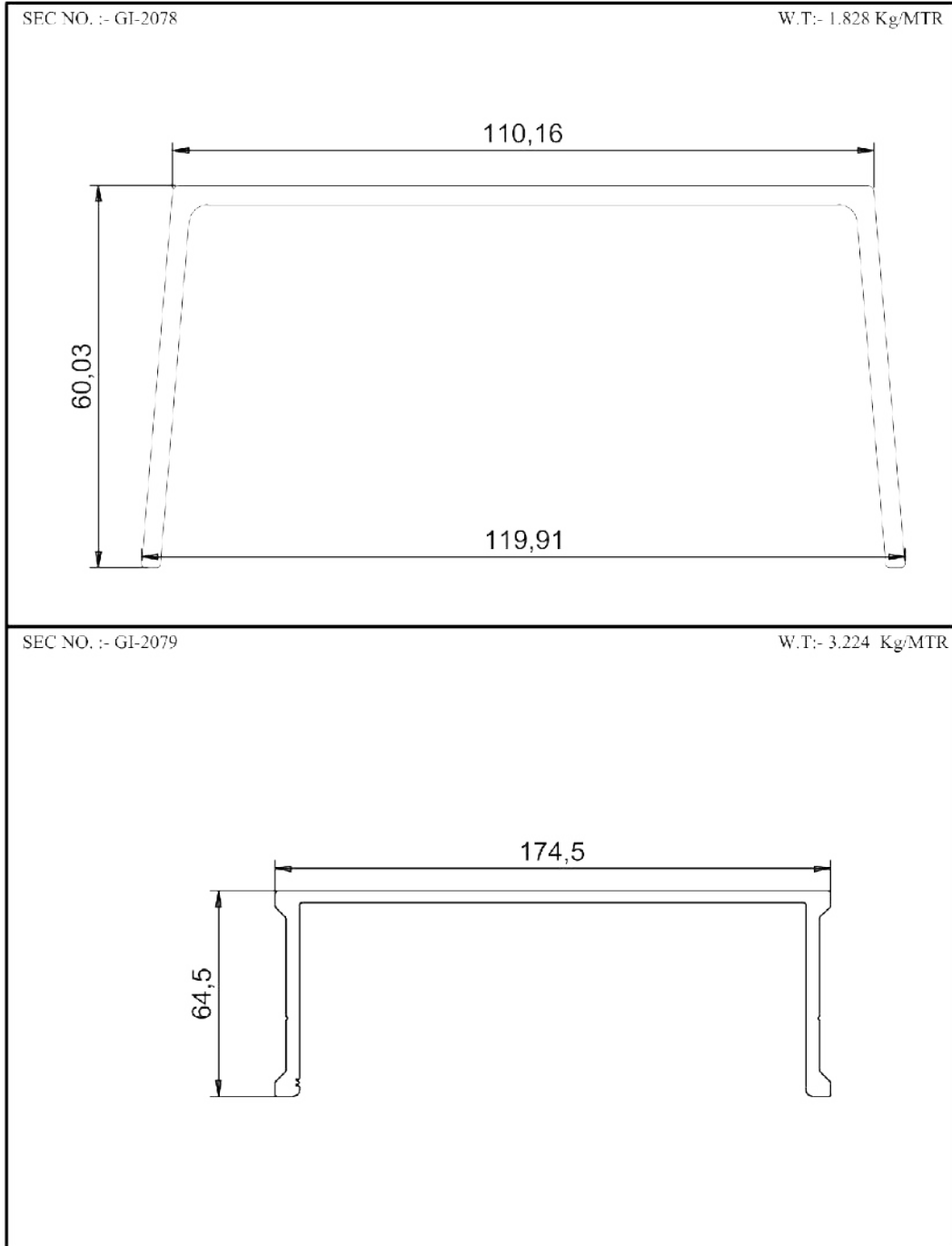
BUILDING FORMWORK SECTION



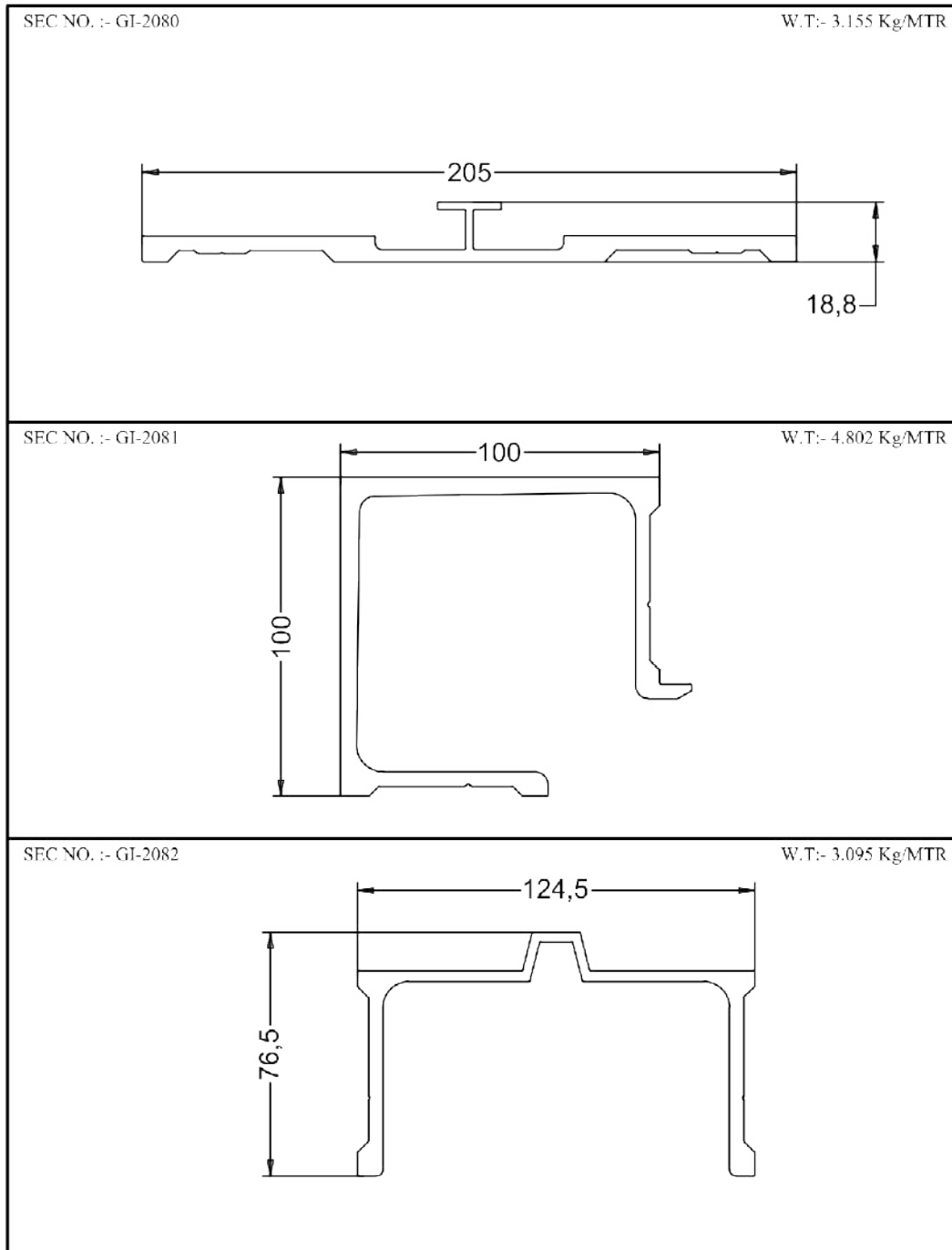
BUILDING FORMWORK SECTION



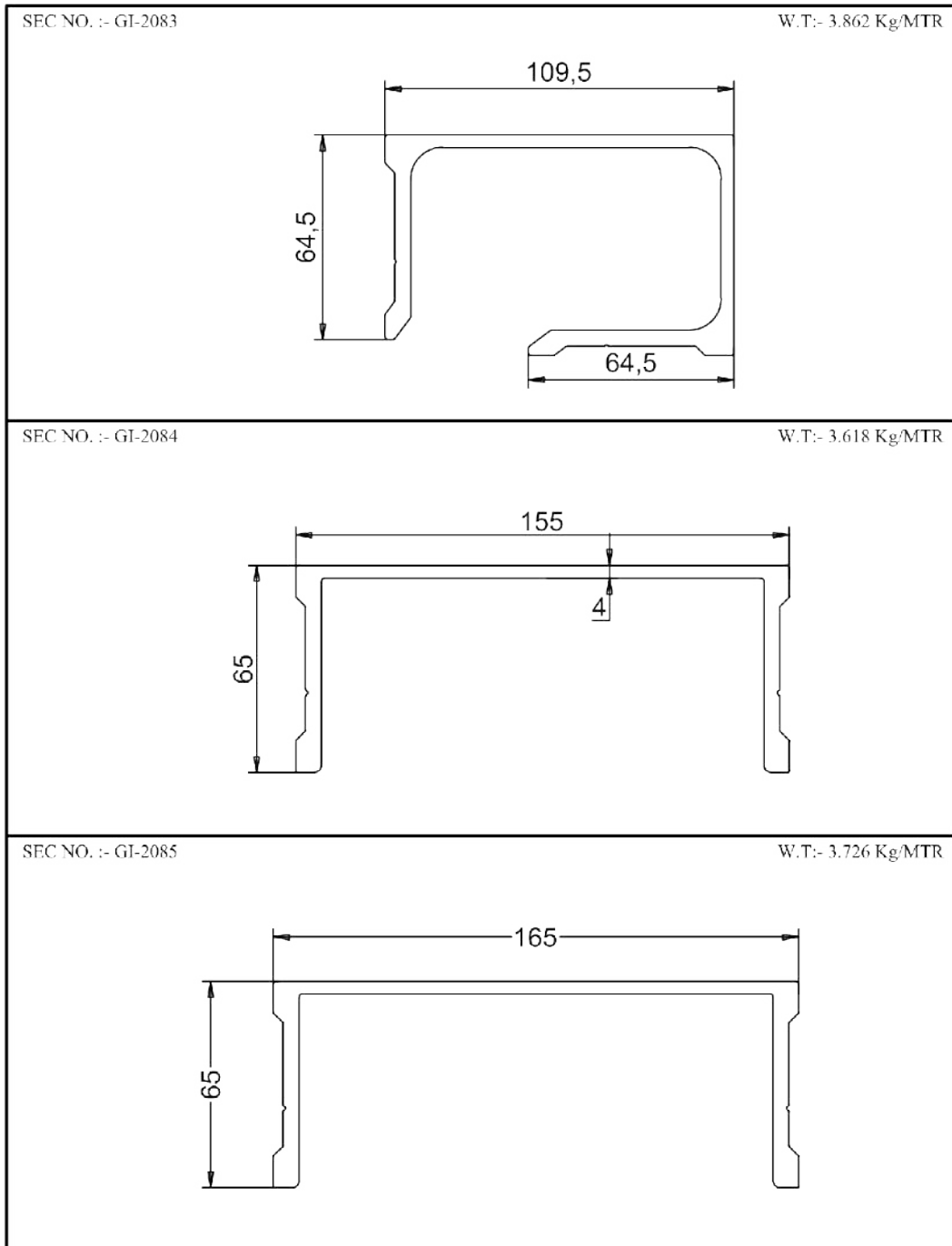
BUILDING FORMWORK SECTION



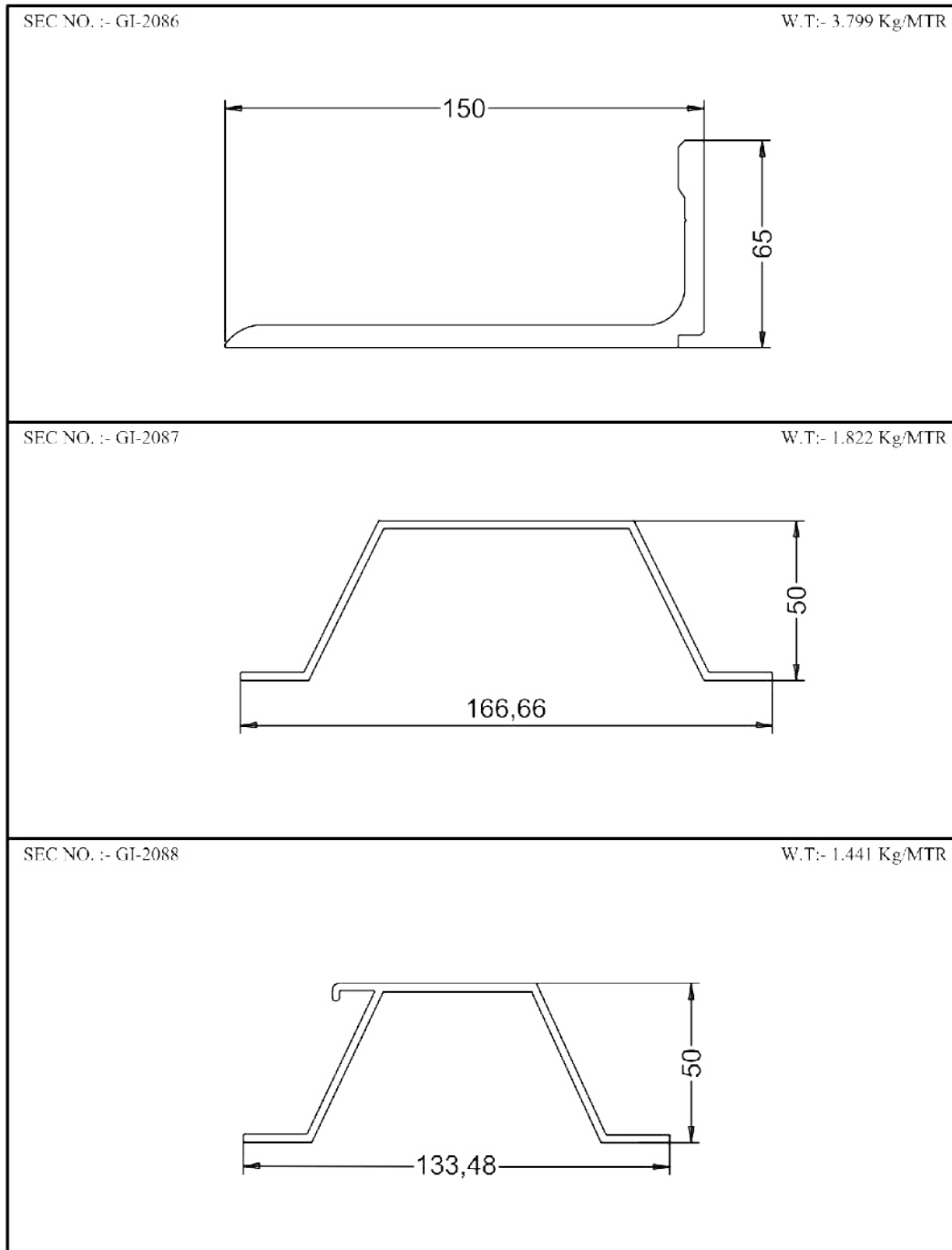
BUILDING FORMWORK SECTION



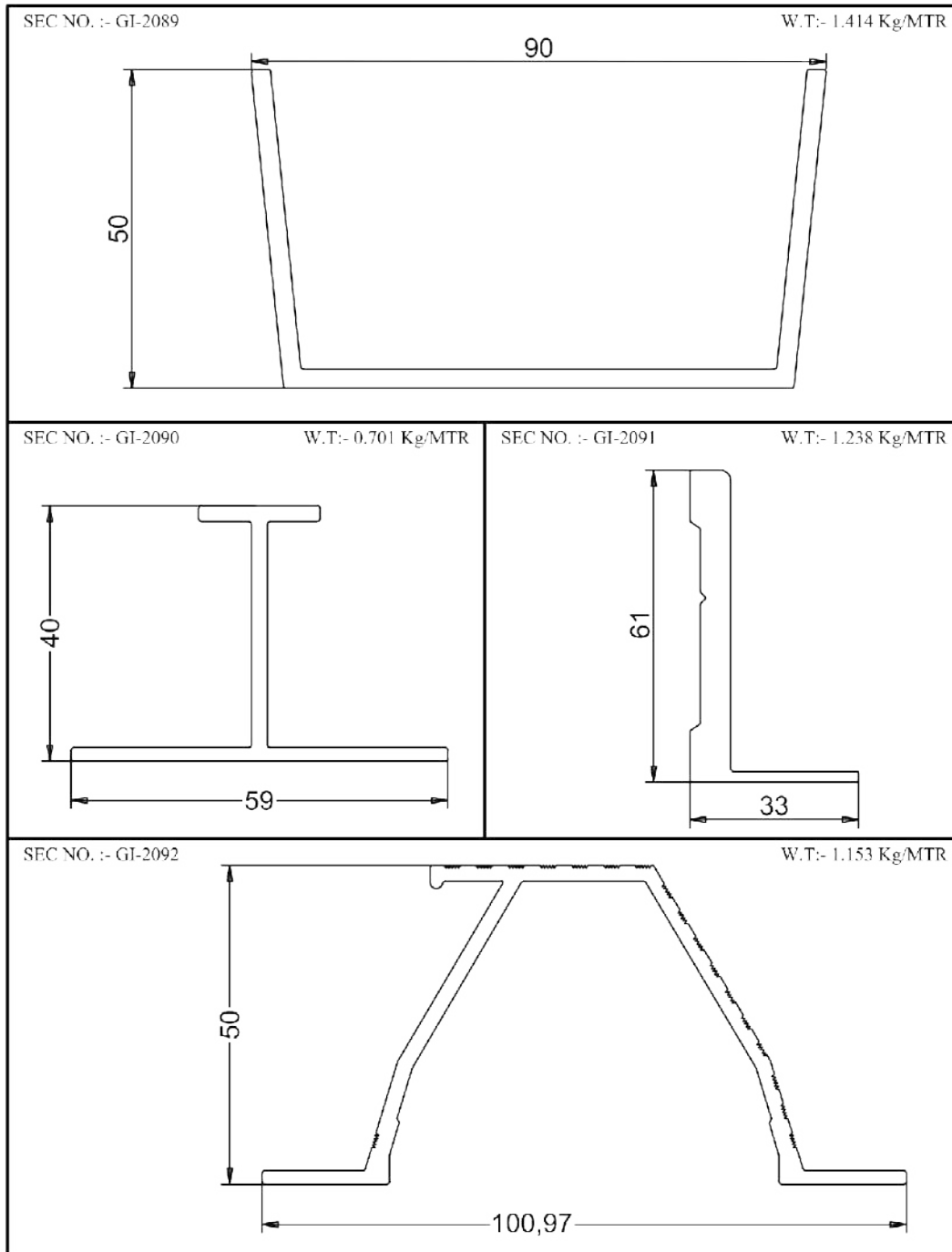
BUILDING FORMWORK SECTION



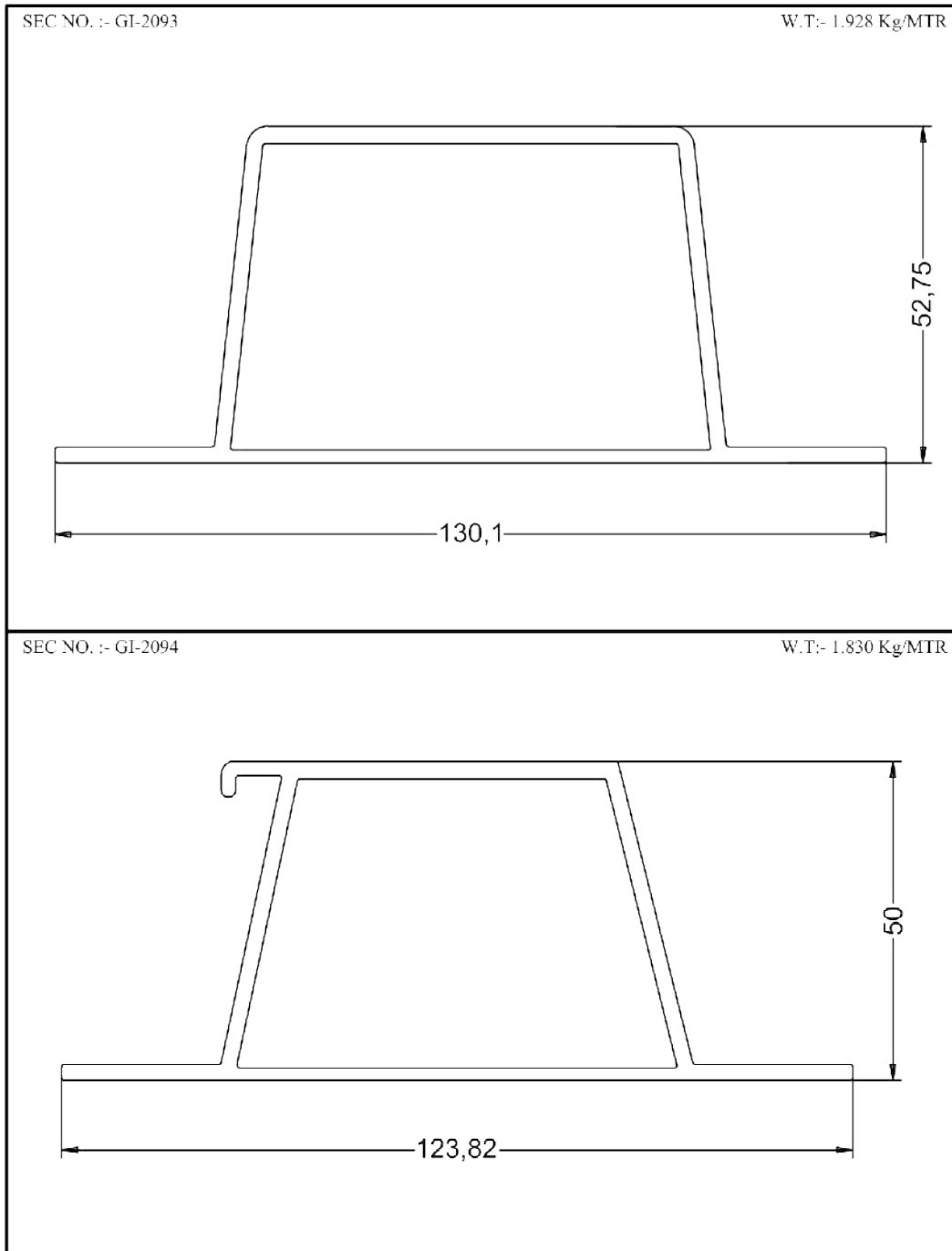
BUILDING FORMWORK SECTION



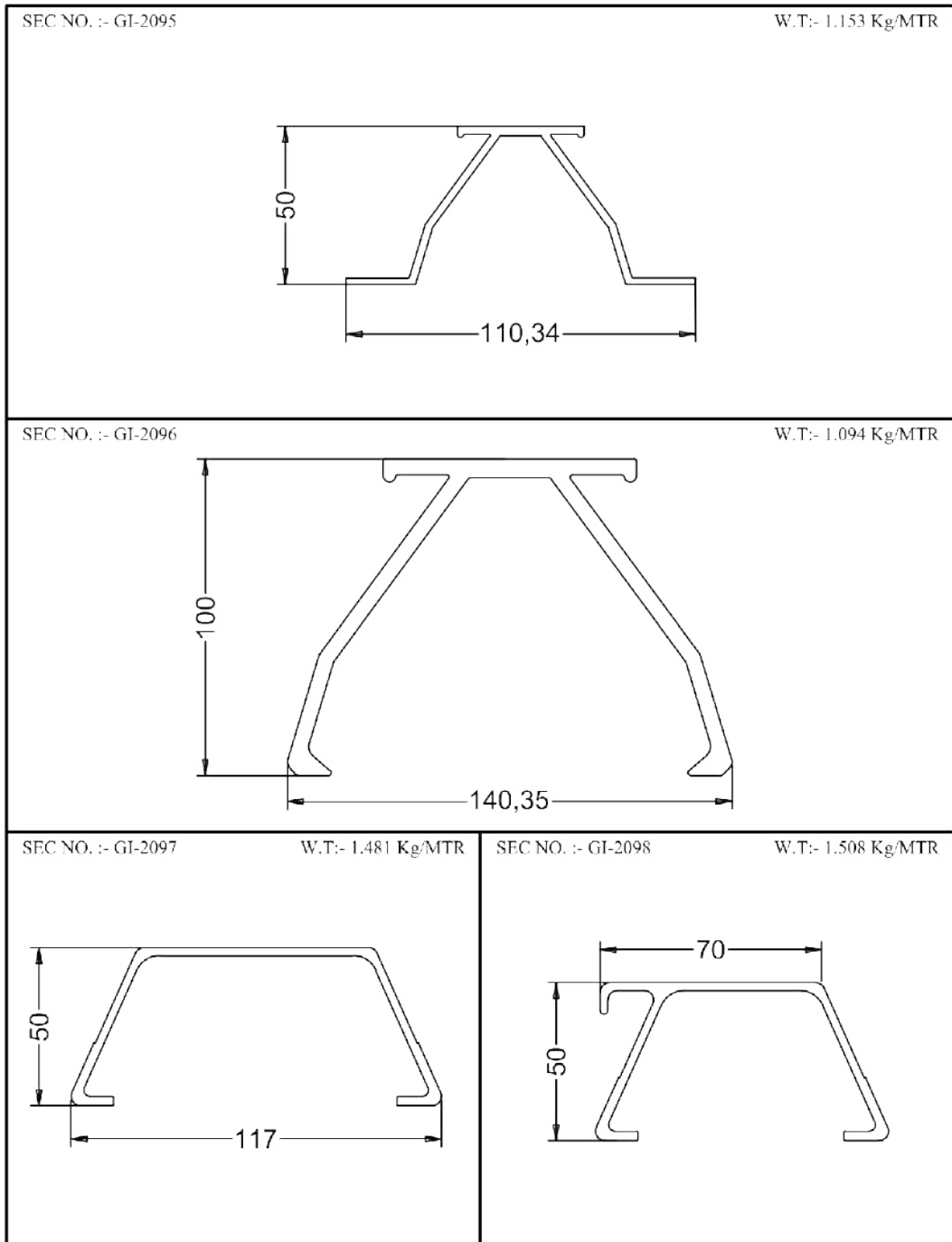
BUILDING FORMWORK SECTION



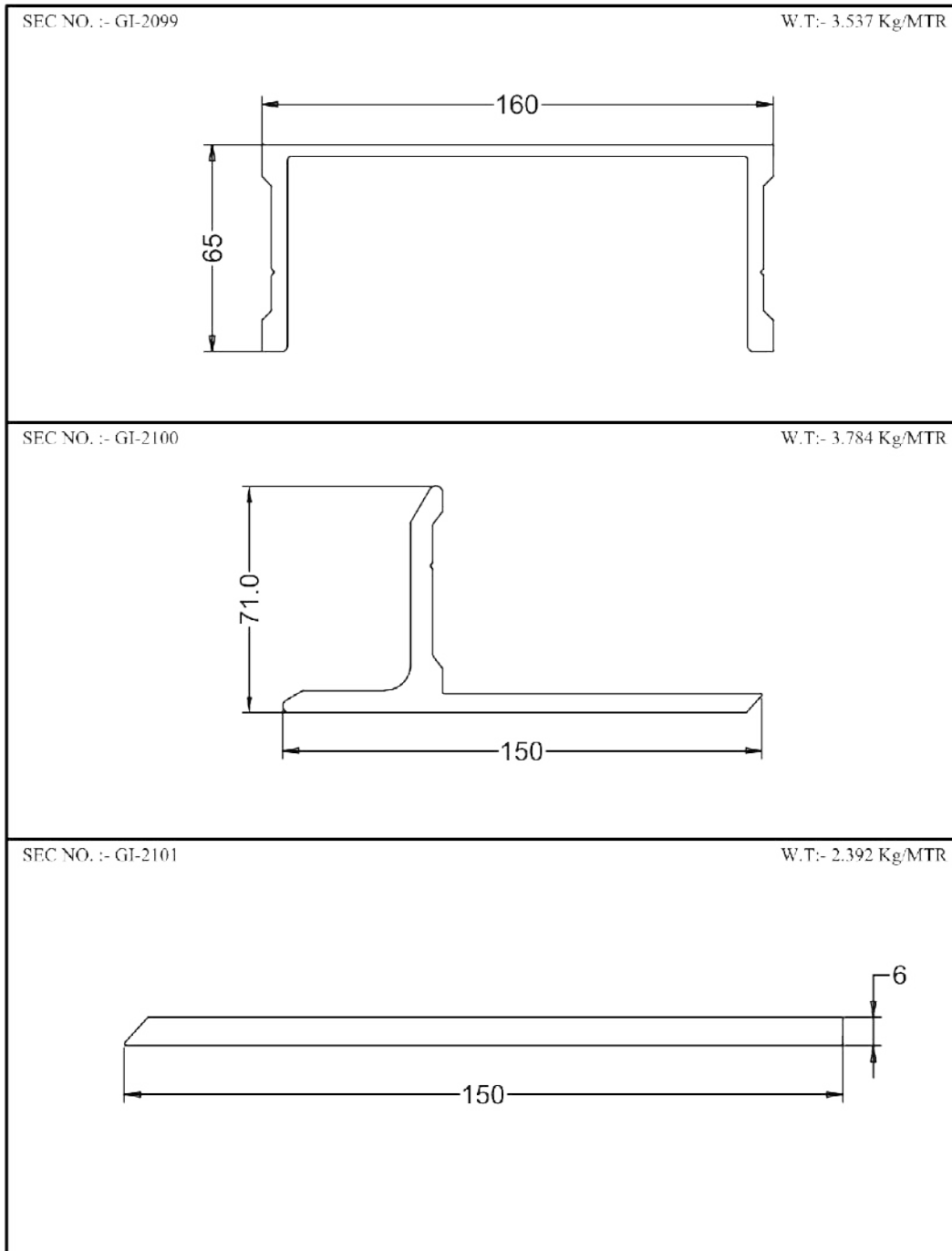
BUILDING FORMWORK SECTION






BUILDING FORMWORK SECTION



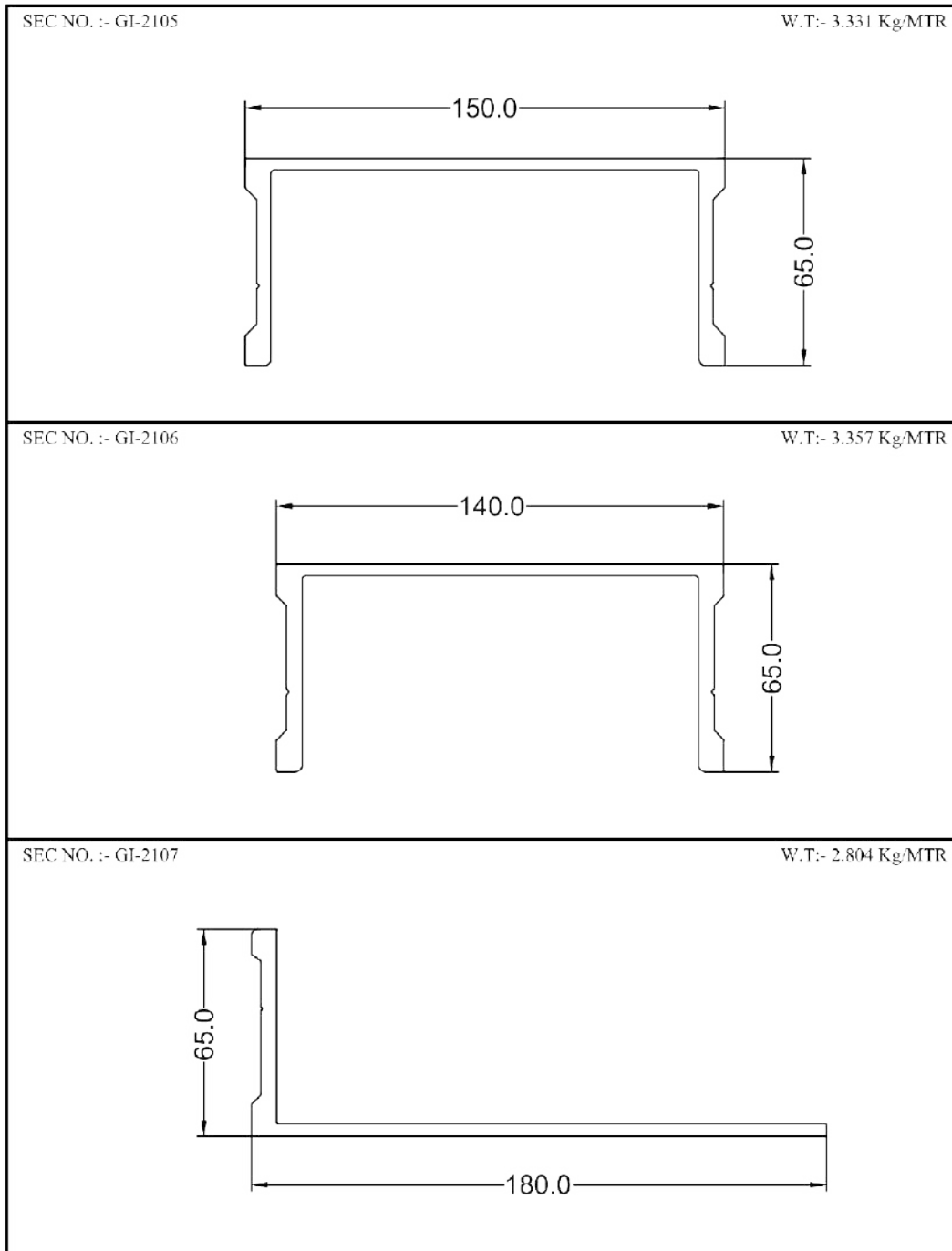
BUILDING FORMWORK SECTION



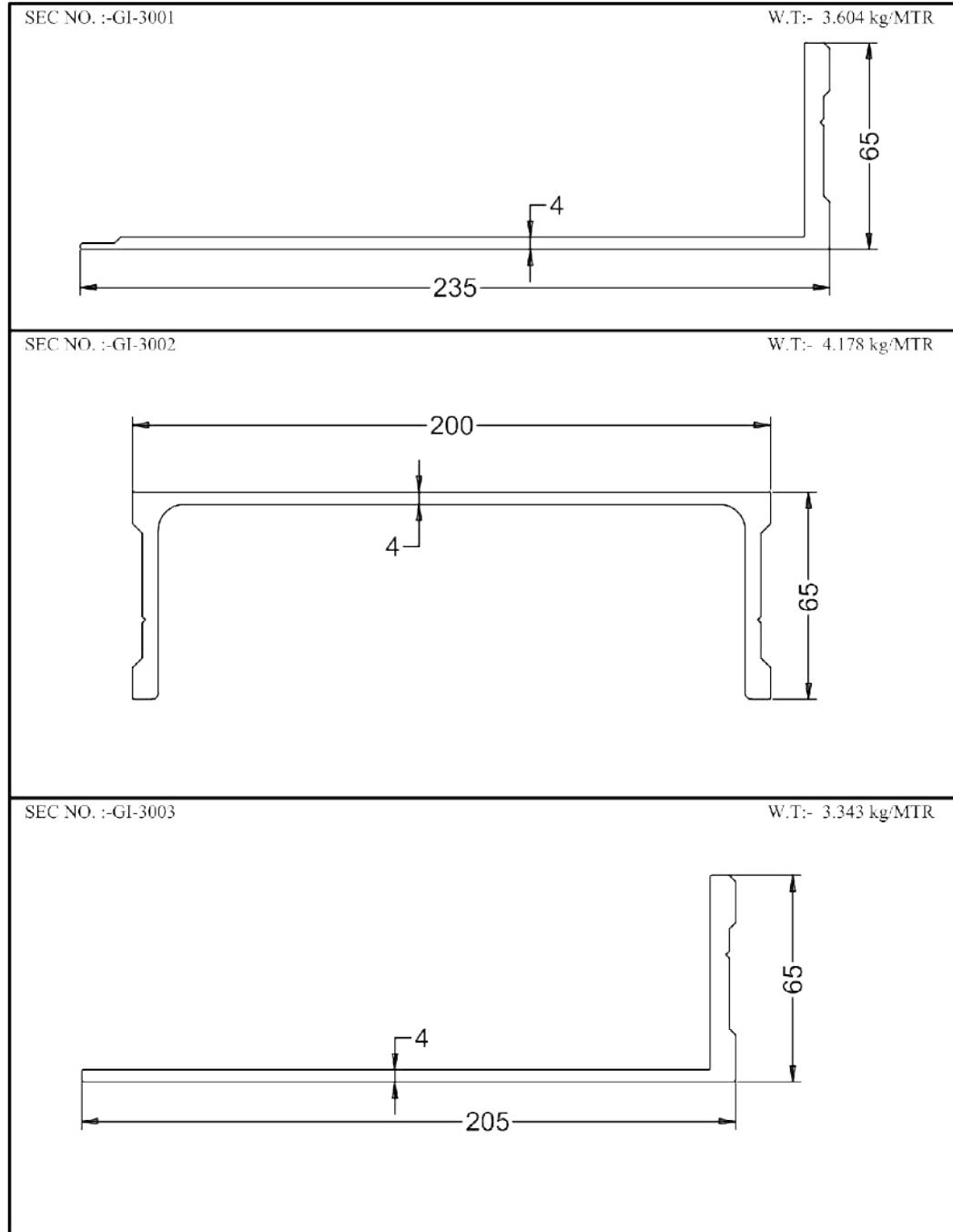
BUILDING FORMWORK SECTION

SEC NO. :- GI-2102	W.T:- 3.307 Kg/MTR
	
SEC NO. :- GI-2103	W.T:- 3.257 Kg/MTR
	
SEC NO. :- GI-2103	W.T:- 3.407Kg/MTR
	

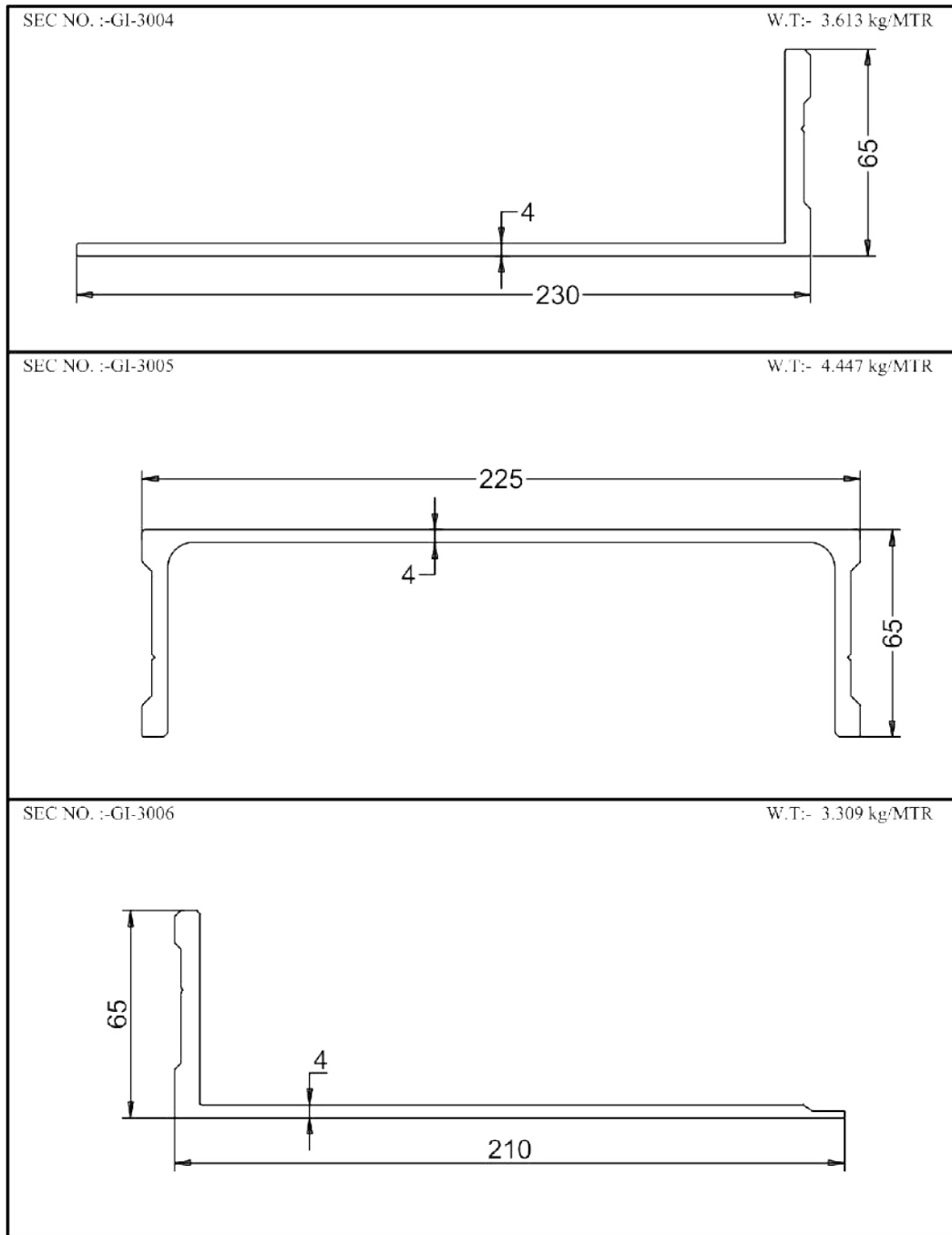
BUILDING FORMWORK SECTION



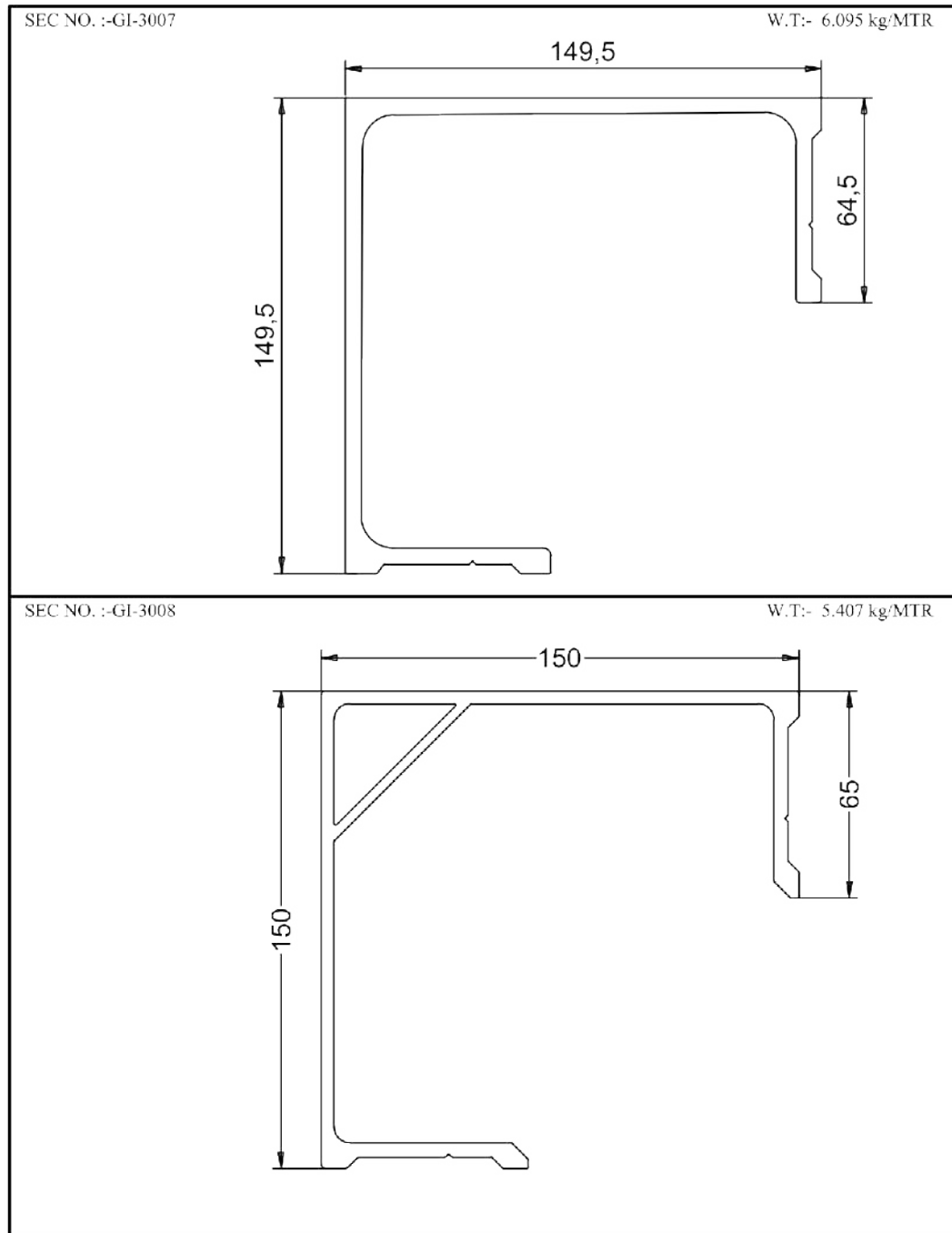
BUILDING FORMWORK SECTION



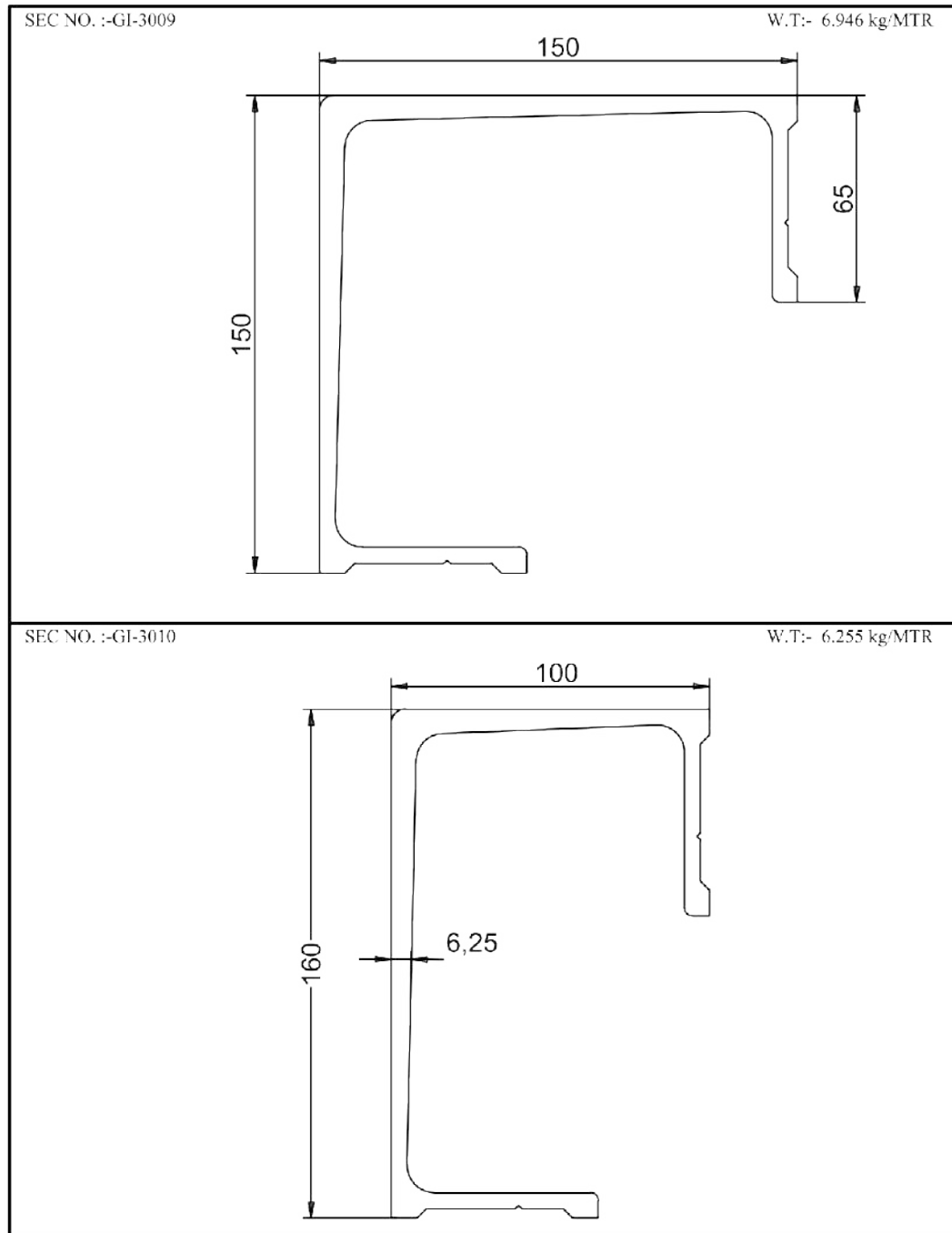
BUILDING FORMWORK SECTION



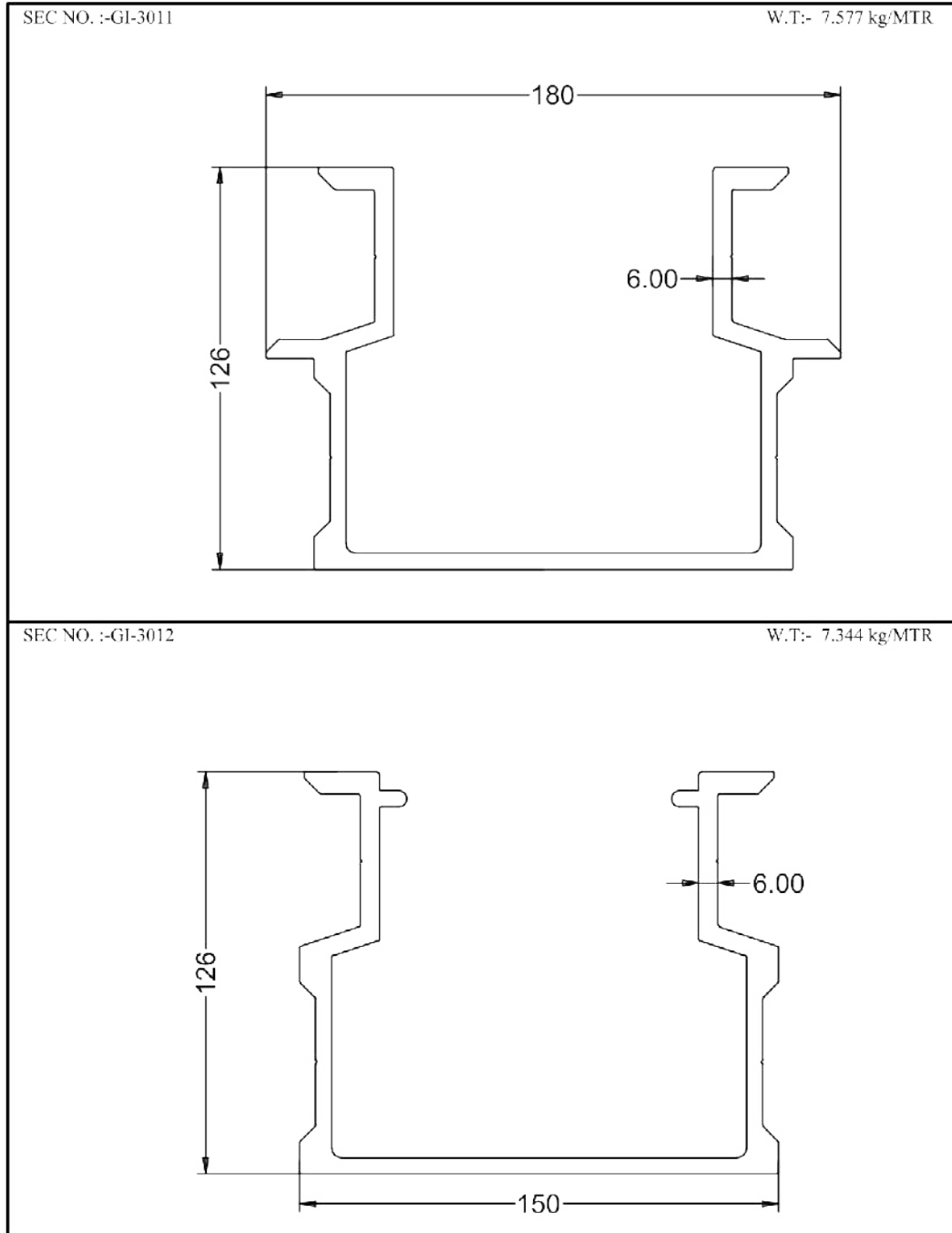
BUILDING FORMWORK SECTION



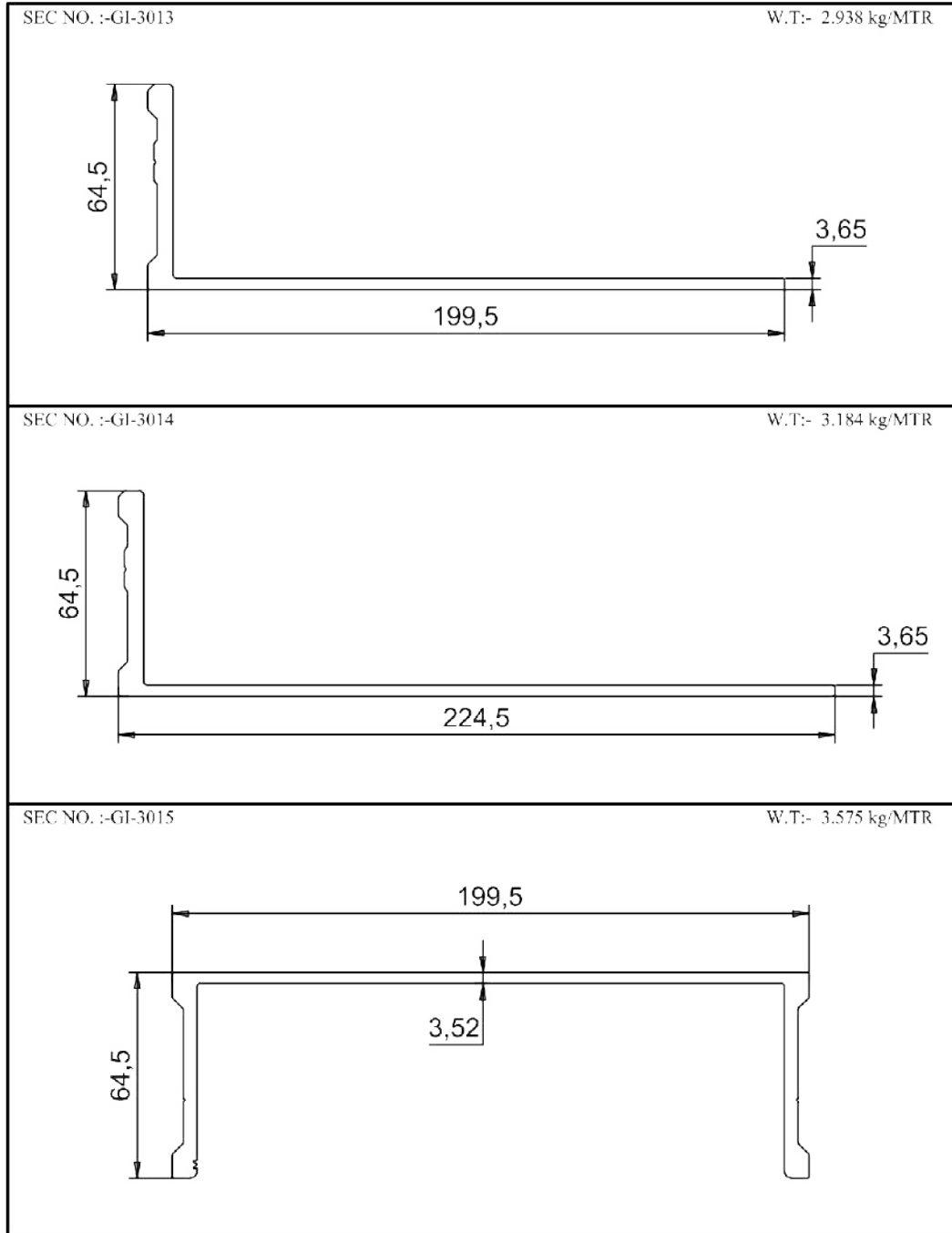
BUILDING FORMWORK SECTION



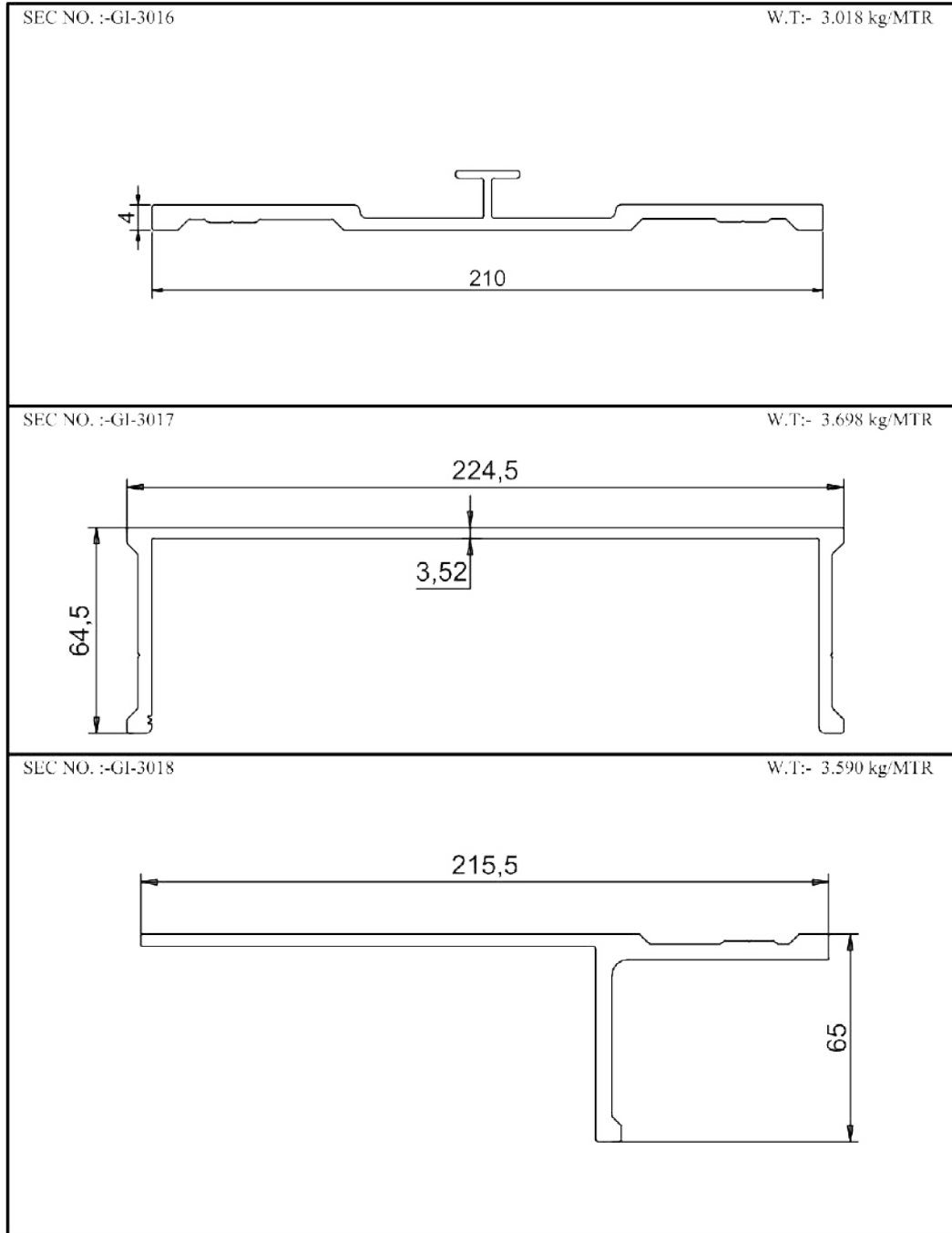
BUILDING FORMWORK SECTION



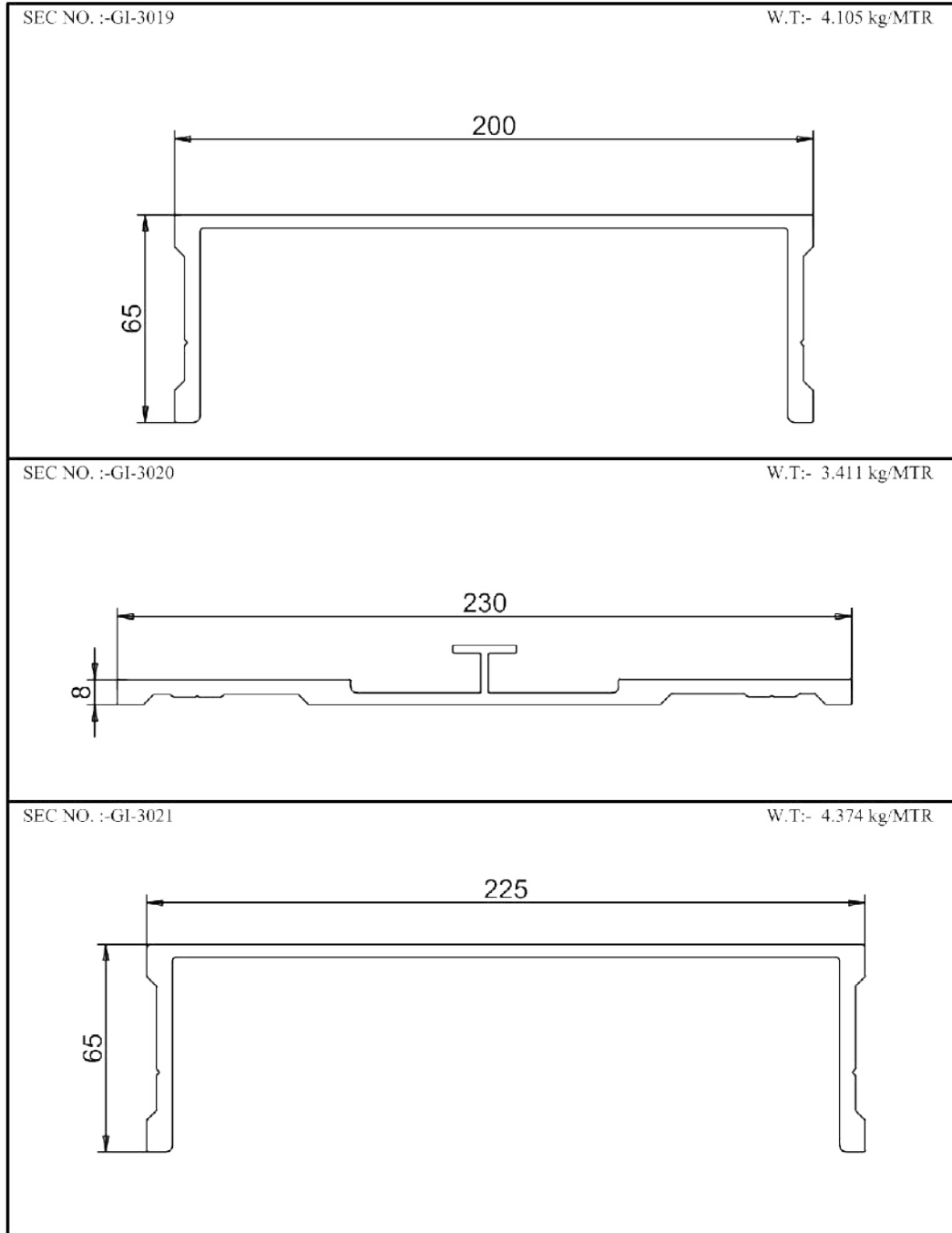
BUILDING FORMWORK SECTION



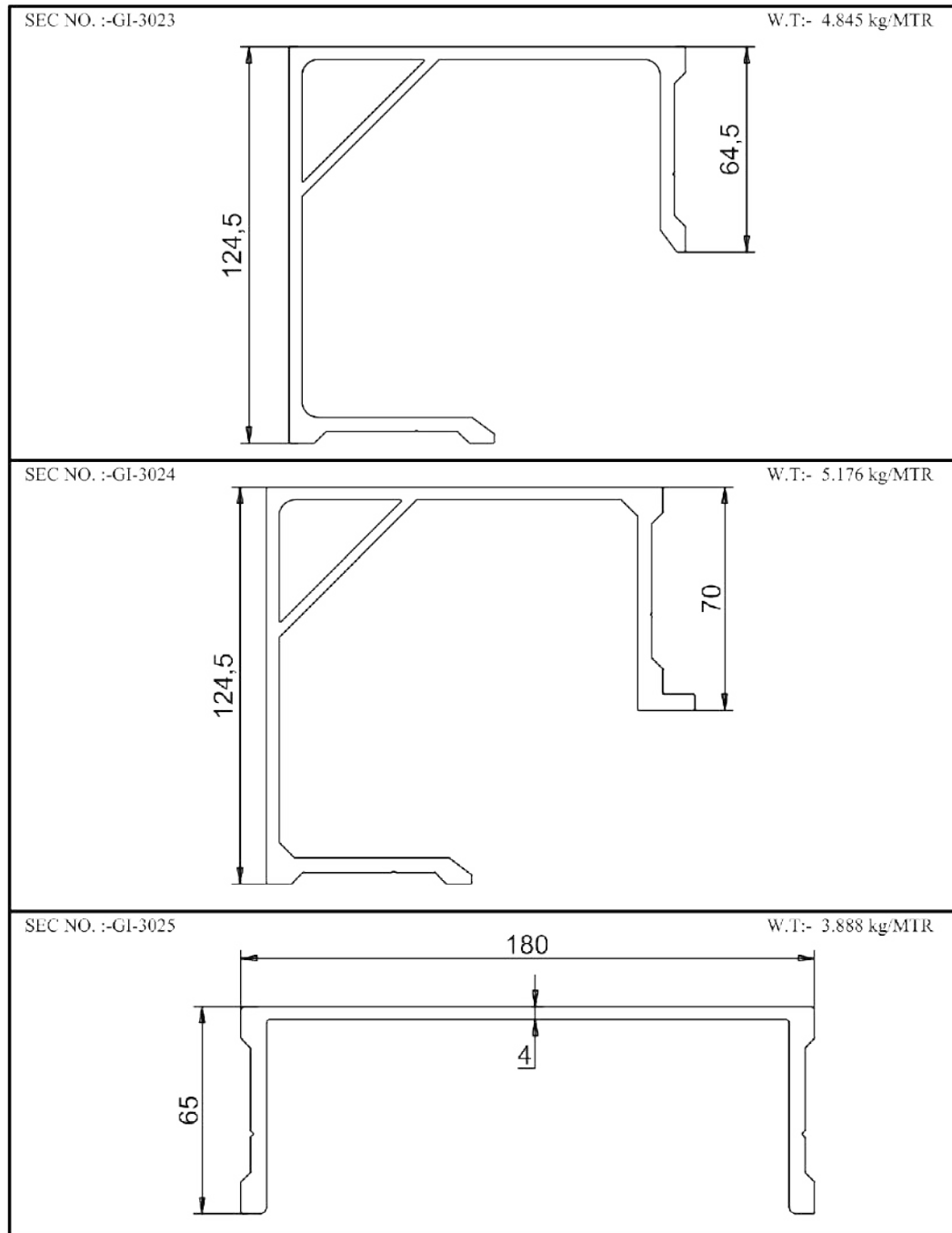
BUILDING FORMWORK SECTION



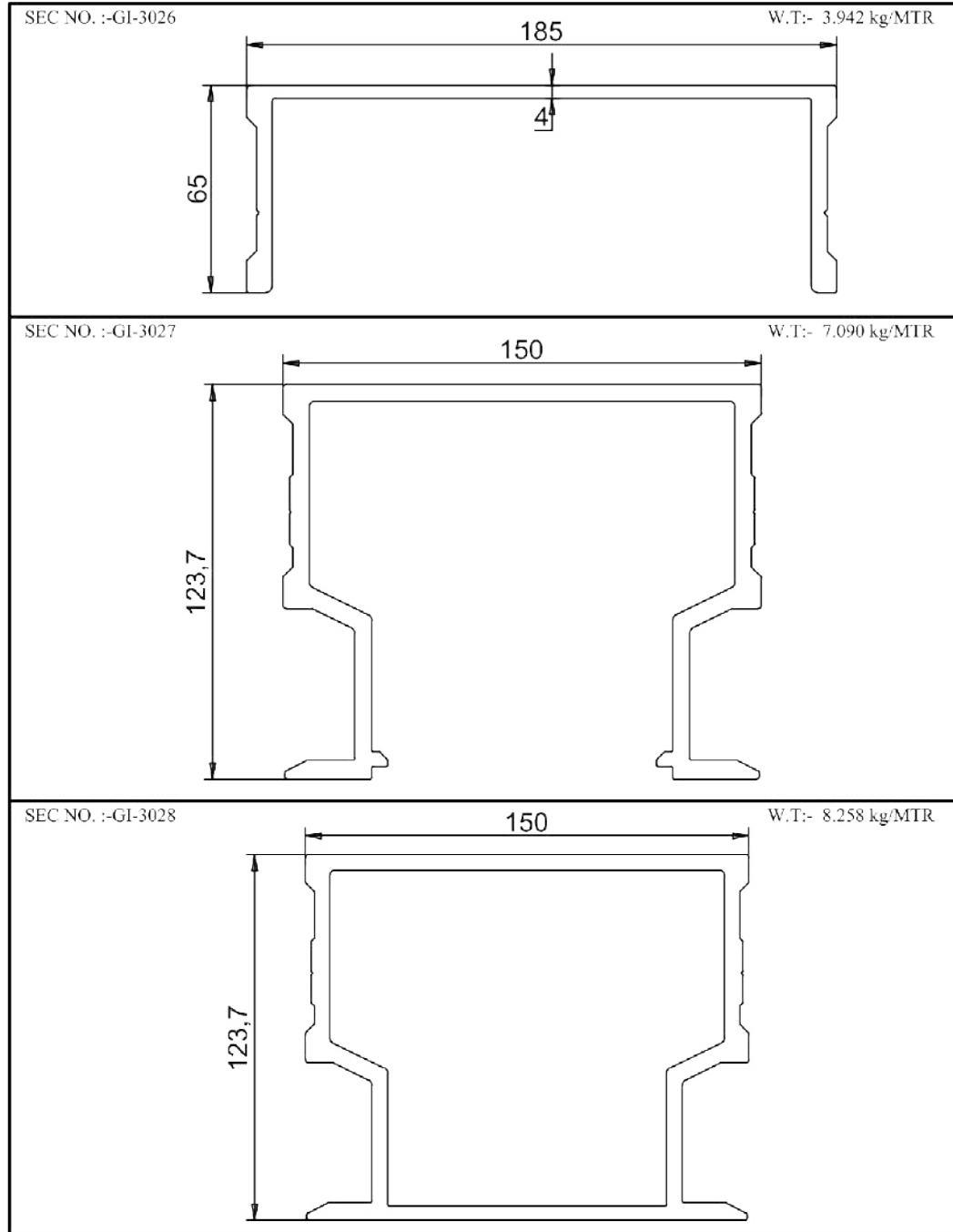
BUILDING FORMWORK SECTION



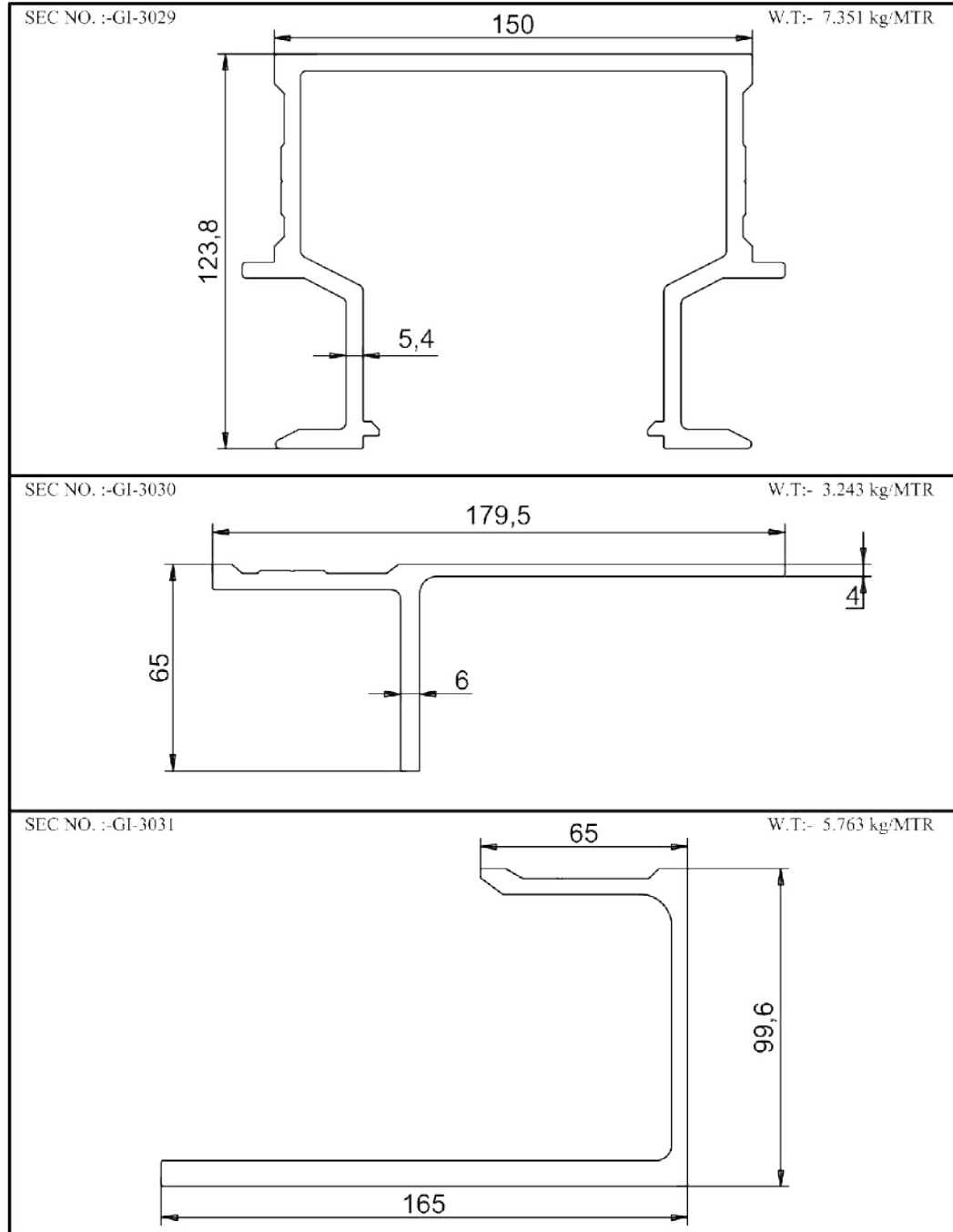
BUILDING FORMWORK SECTION



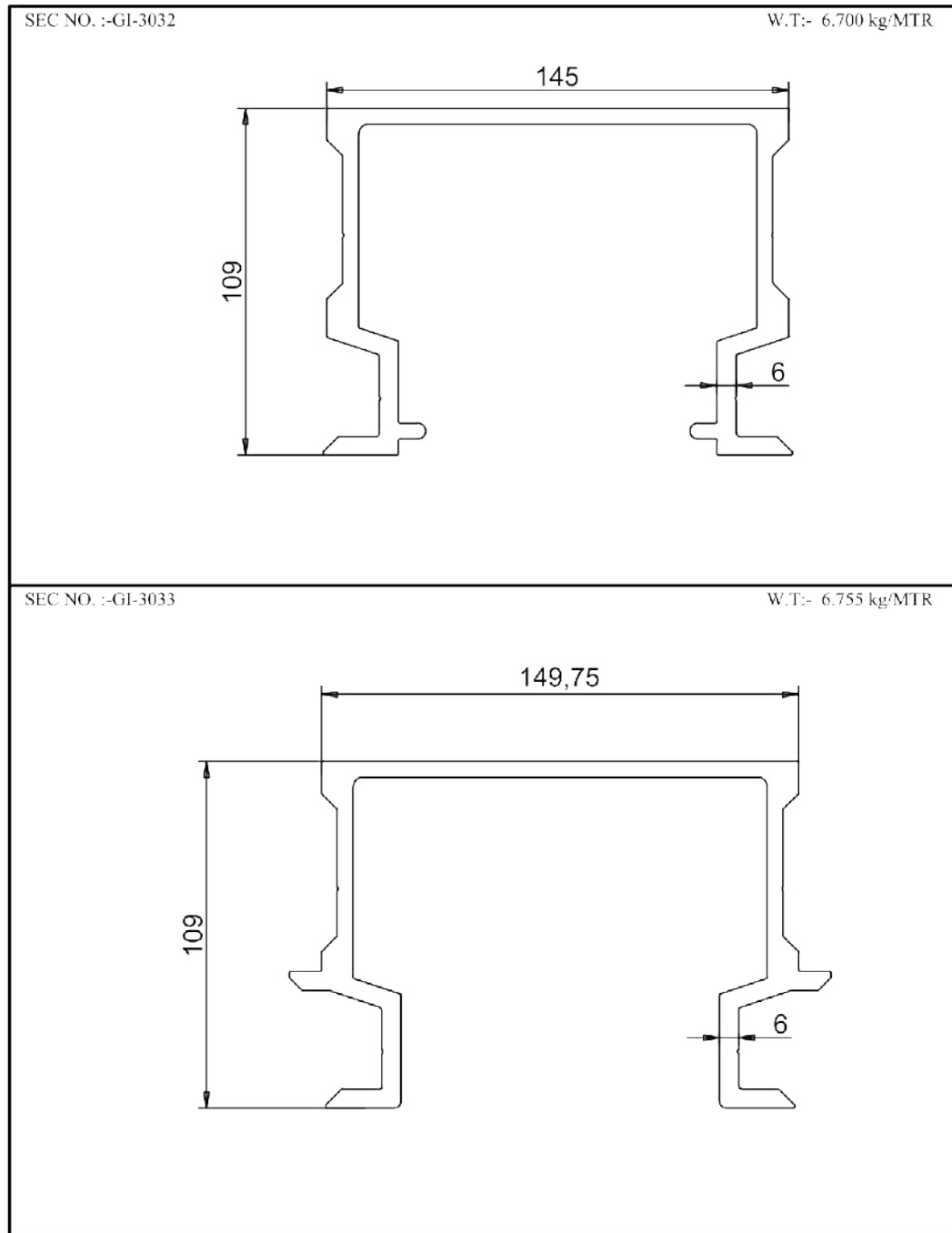
BUILDING FORMWORK SECTION



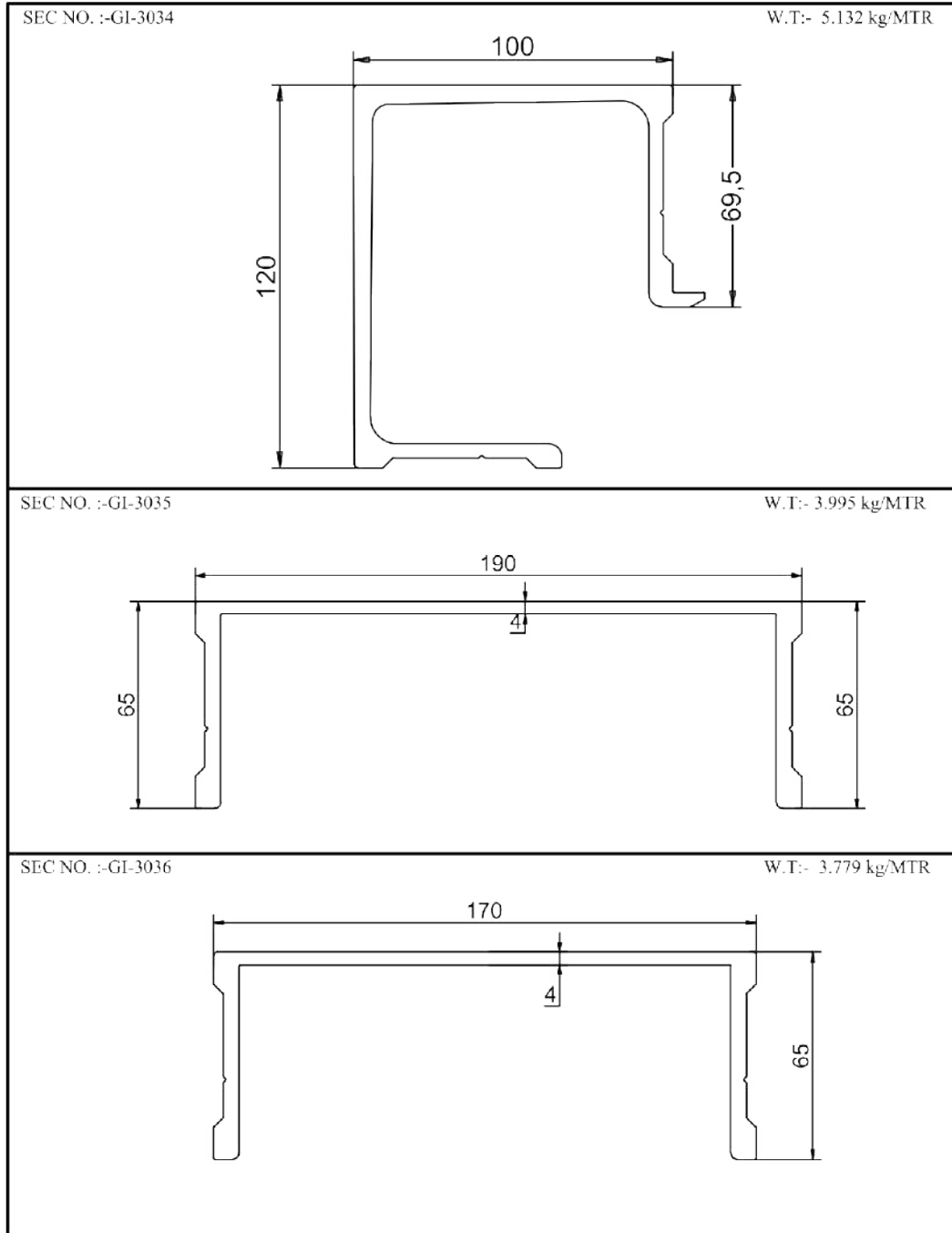
BUILDING FORMWORK SECTION



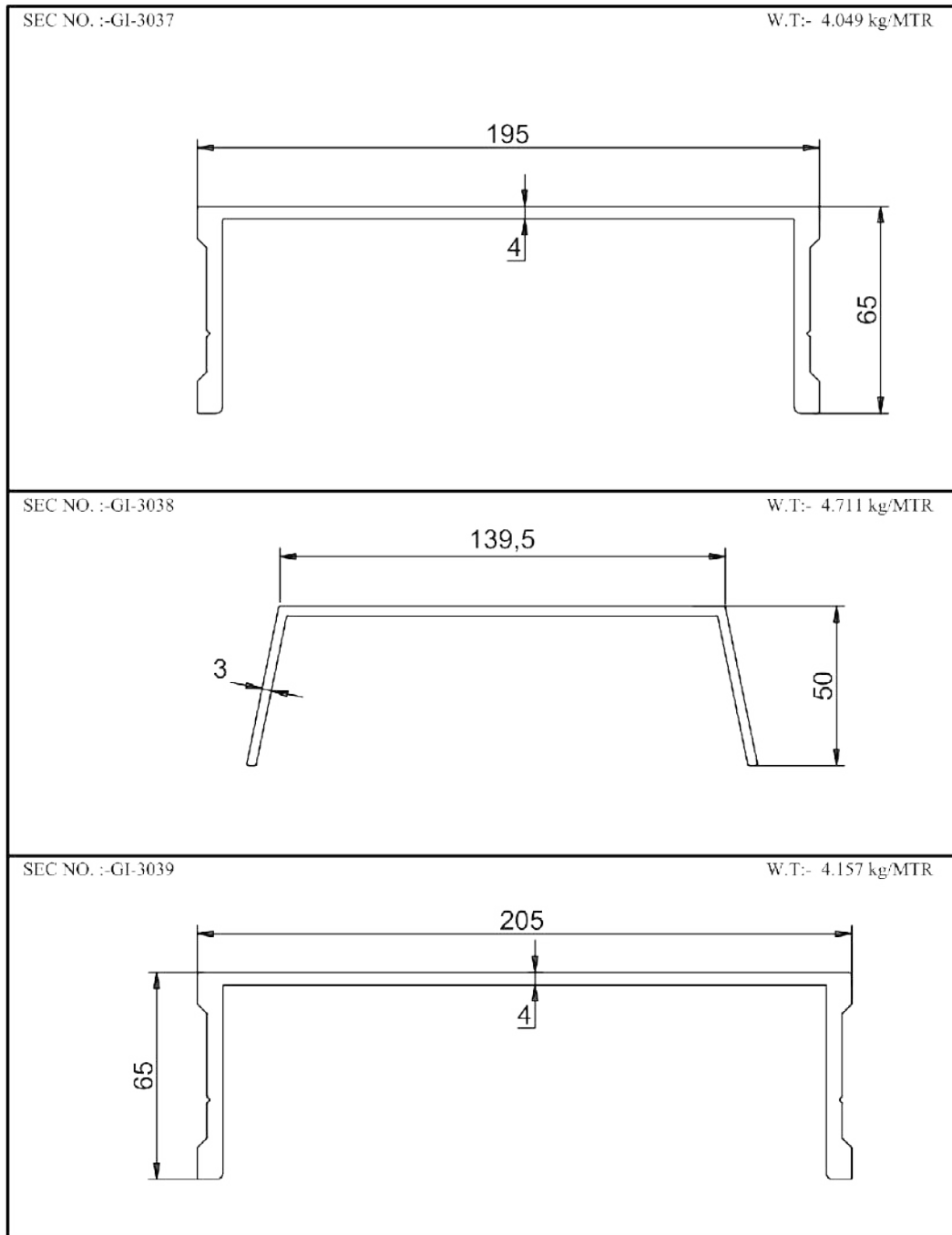
BUILDING FORMWORK SECTION



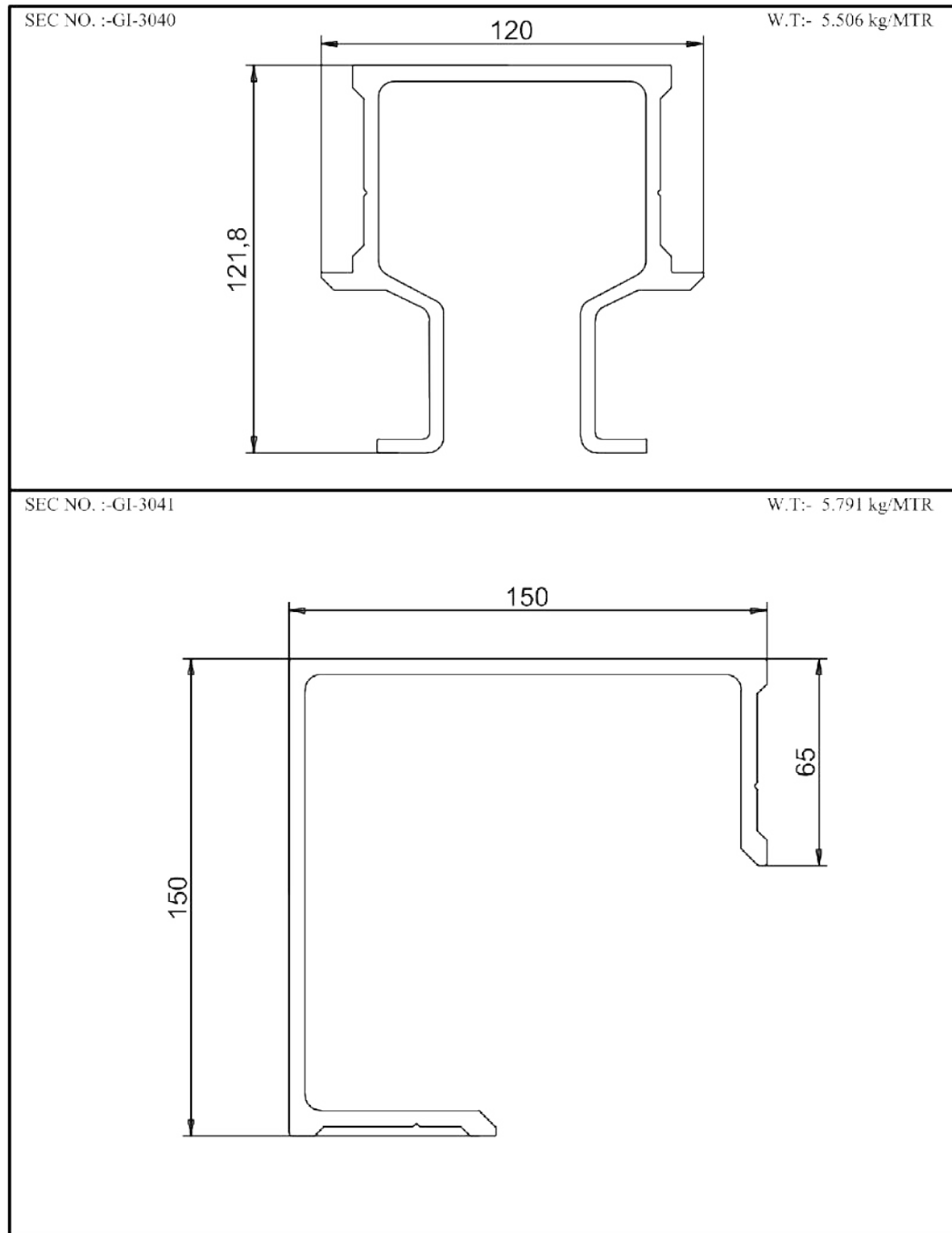
BUILDING FORMWORK SECTION



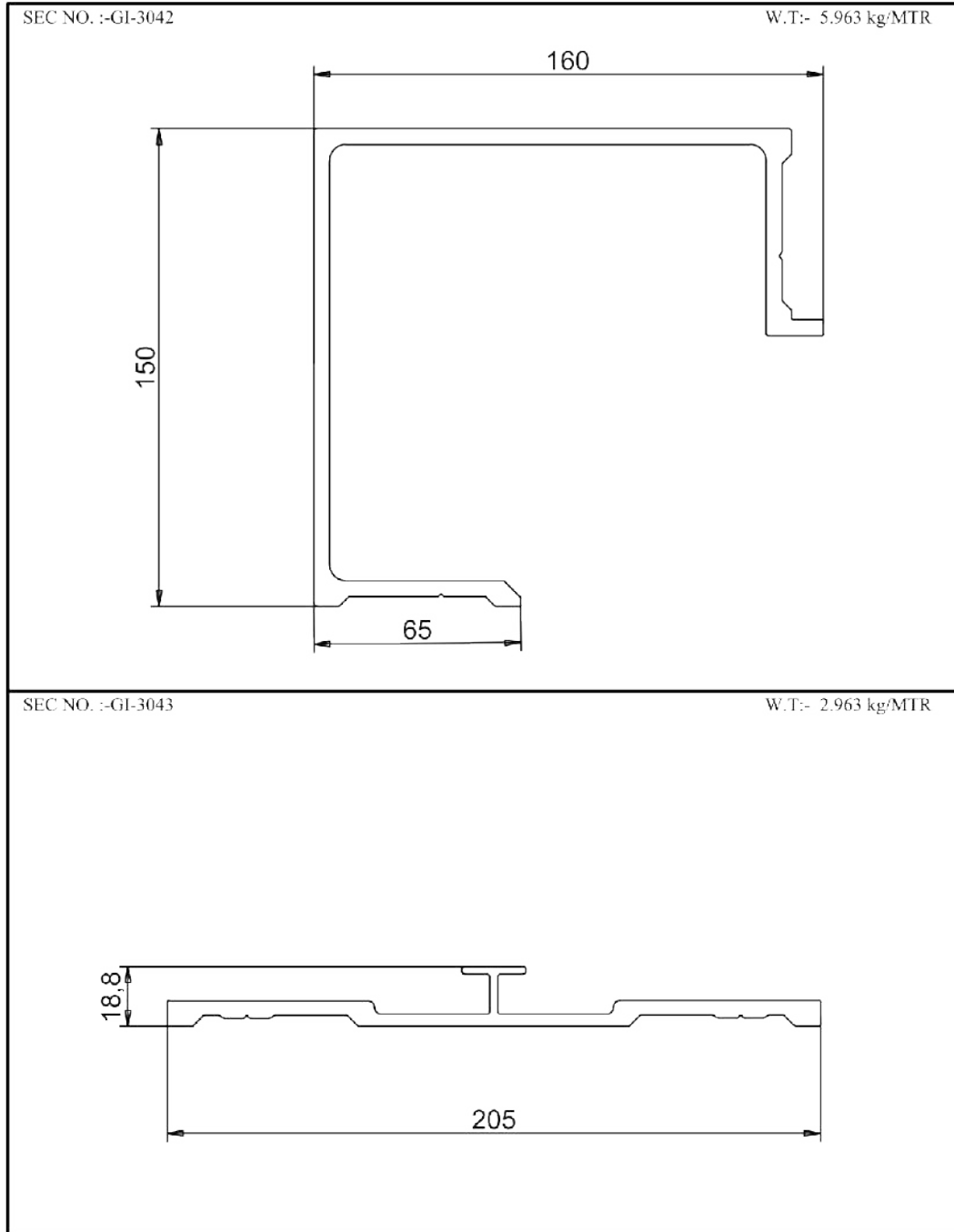
BUILDING FORMWORK SECTION



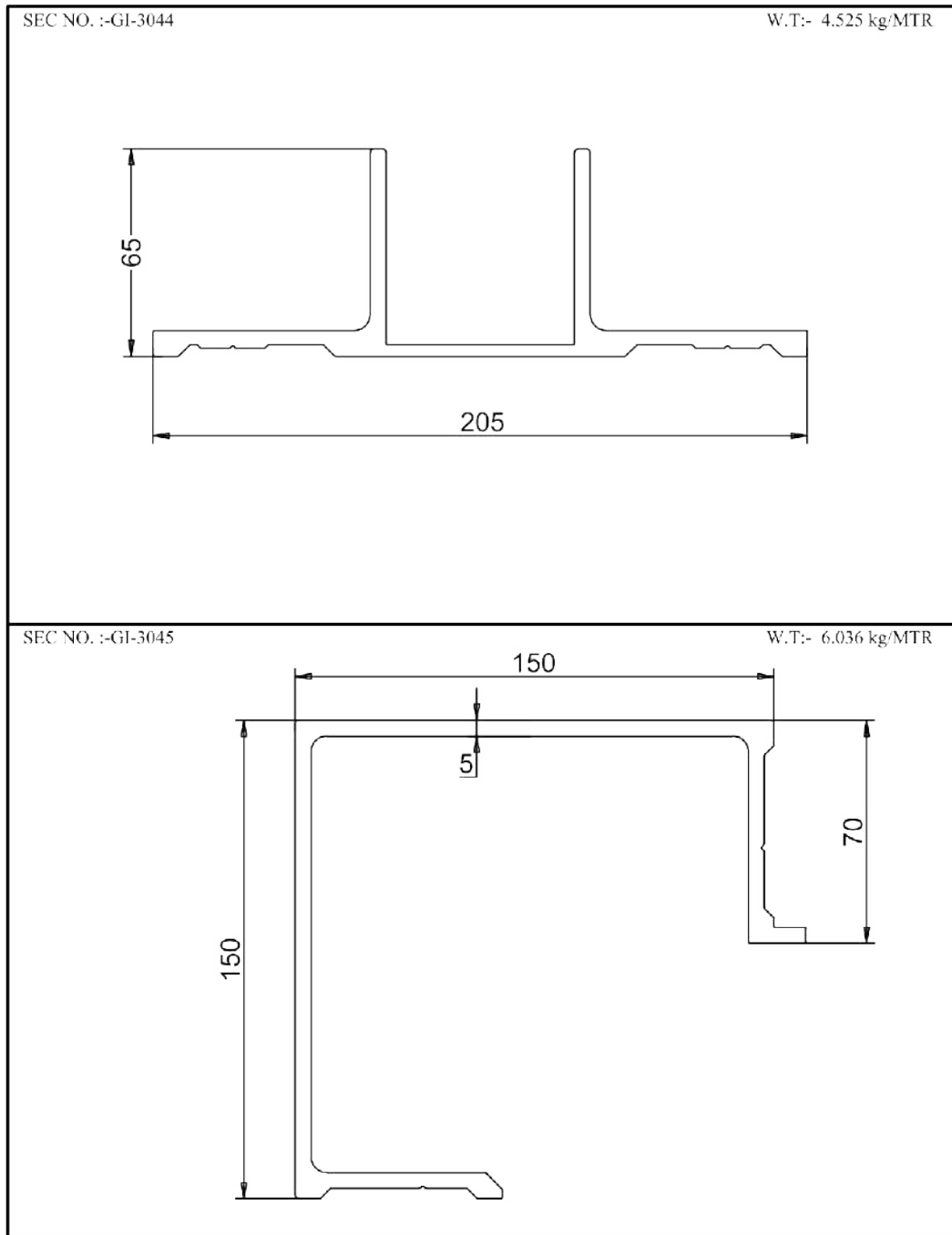
BUILDING FORMWORK SECTION



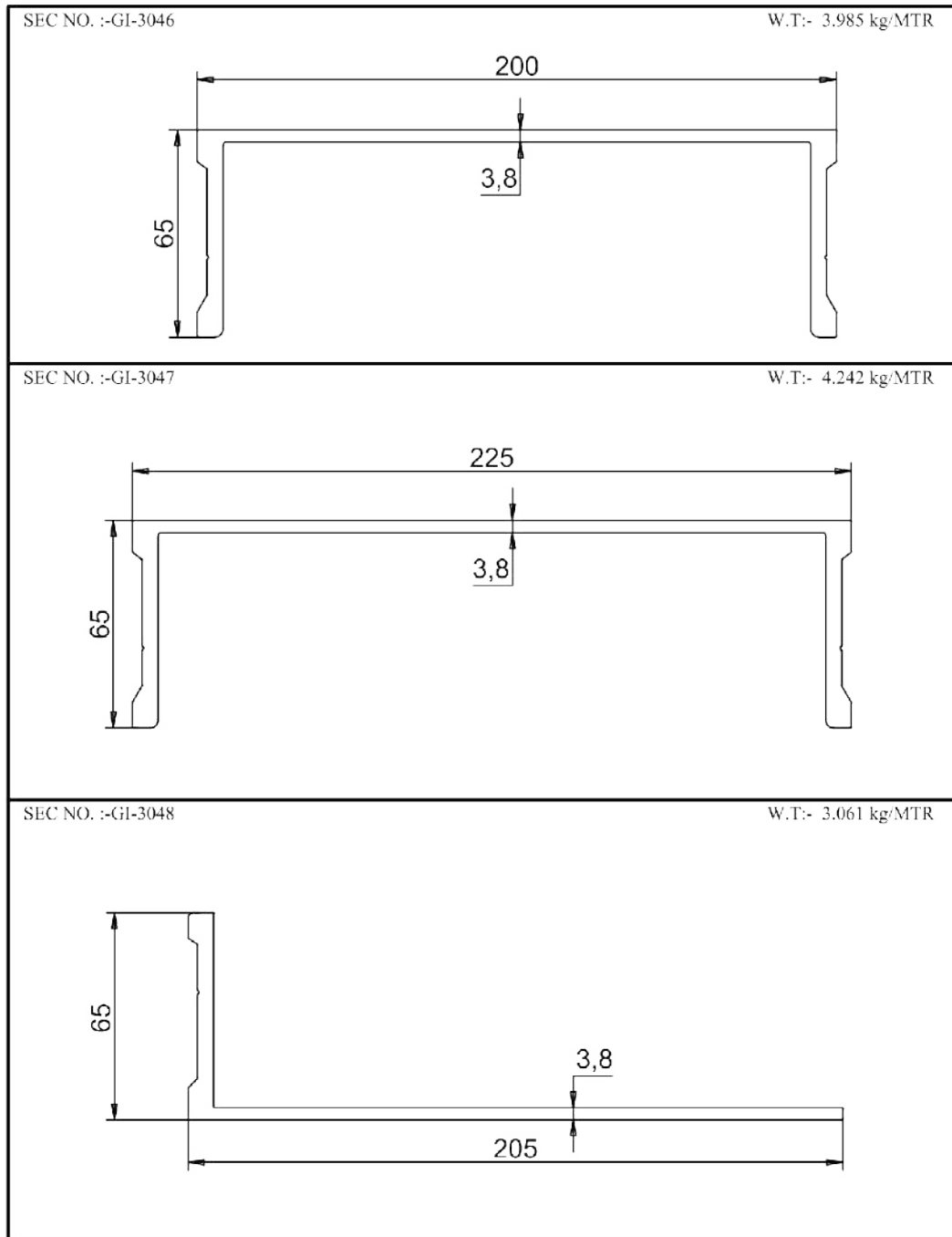
BUILDING FORMWORK SECTION



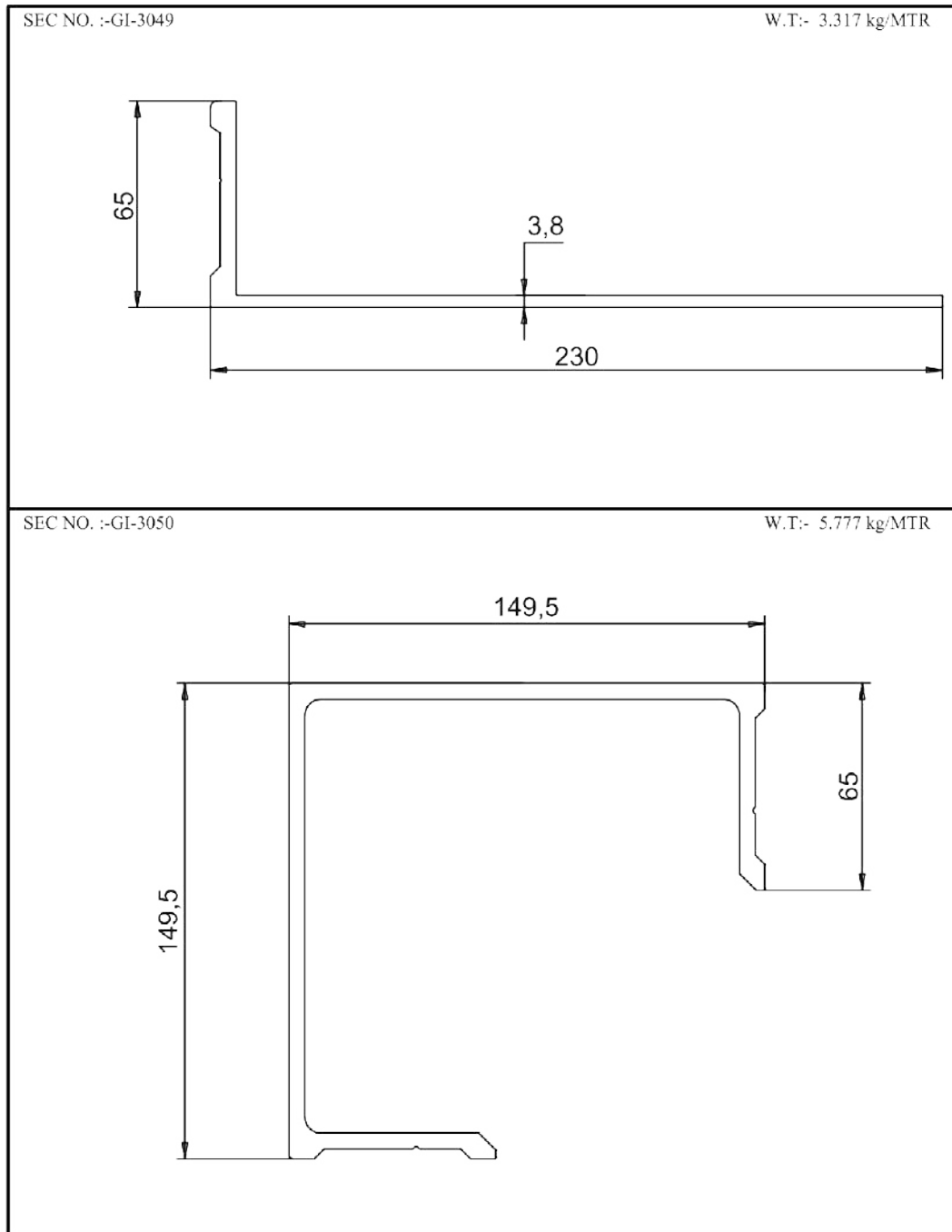
BUILDING FORMWORK SECTION



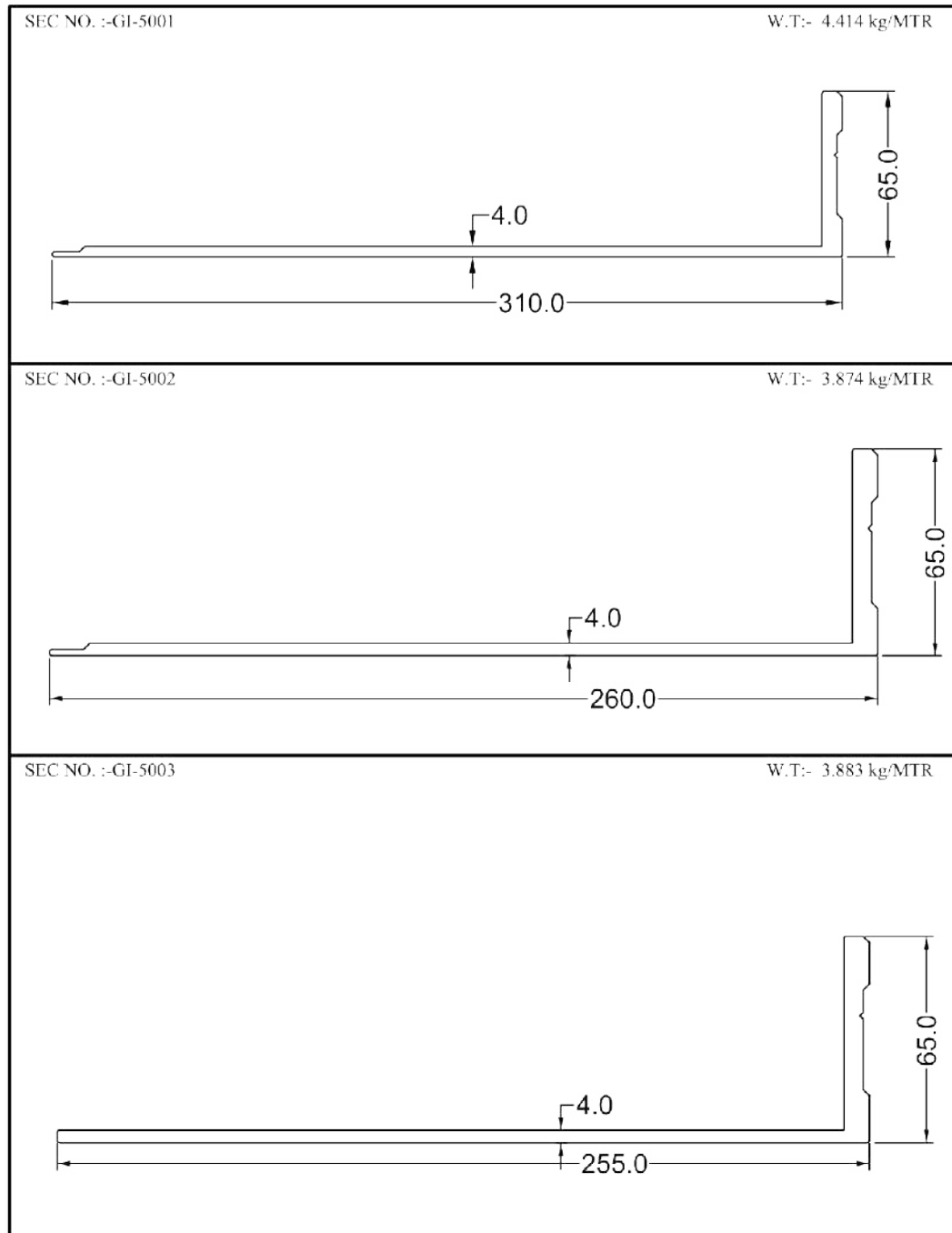
BUILDING FORMWORK SECTION



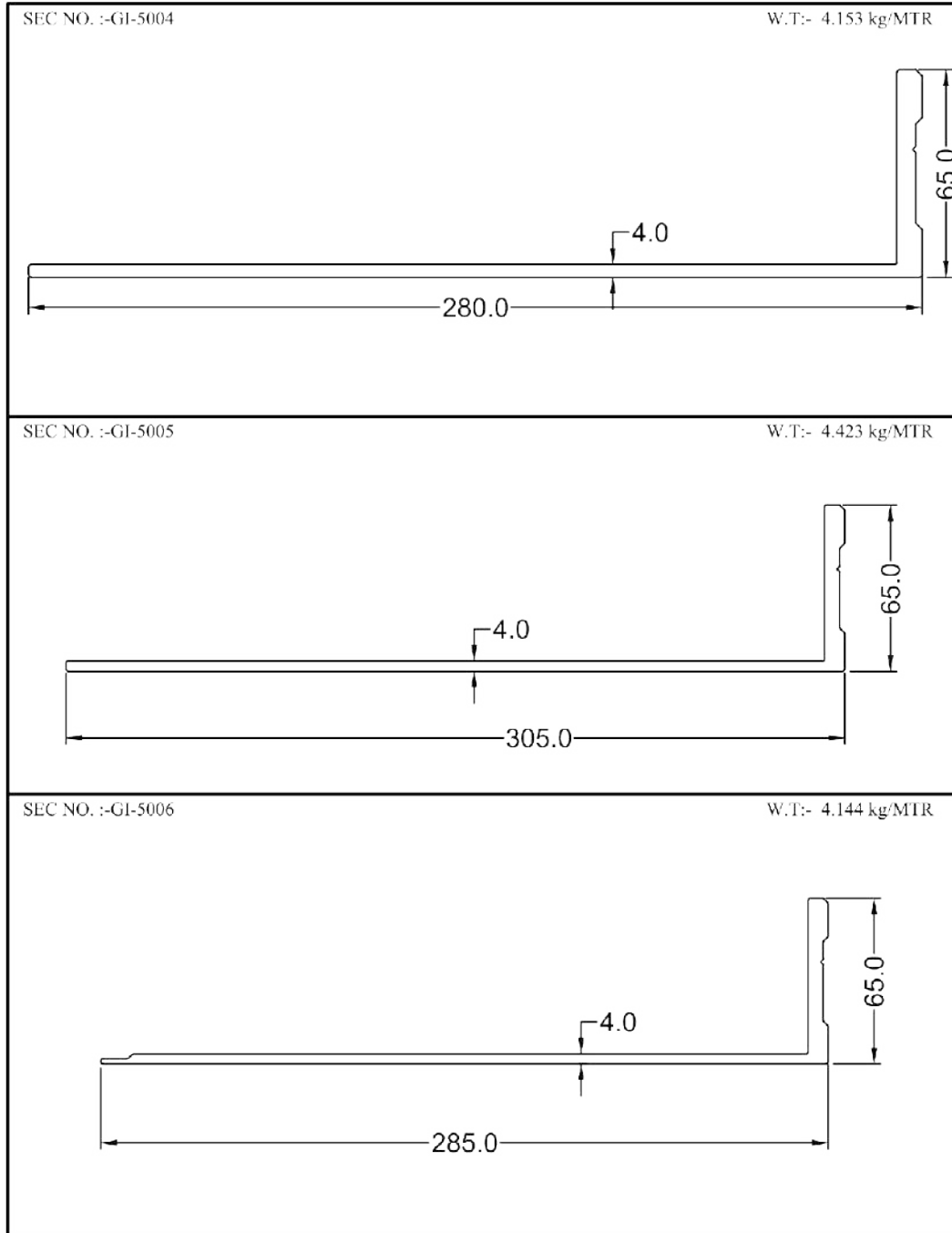
BUILDING FORMWORK SECTION



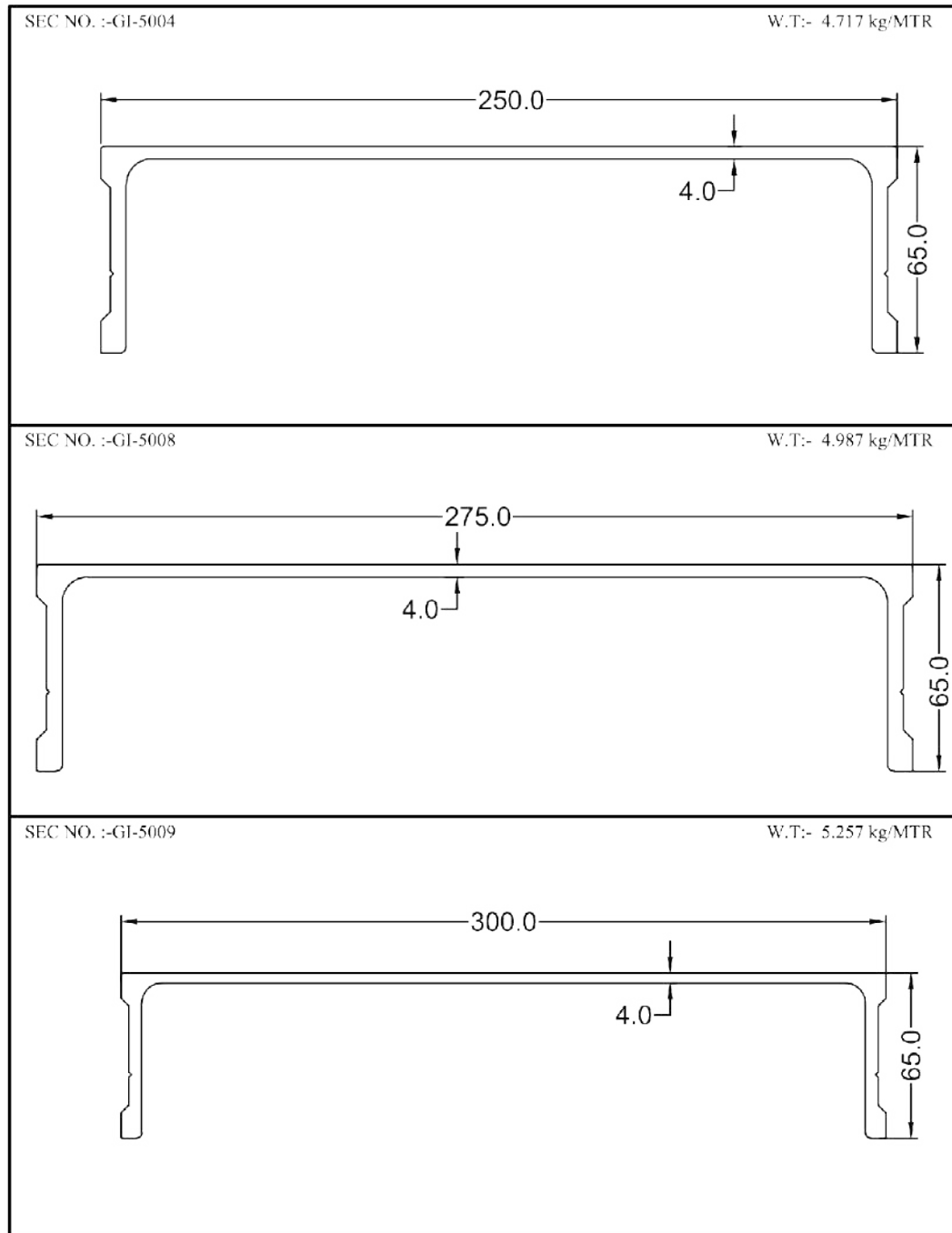
BUILDING FORMWORK SECTION



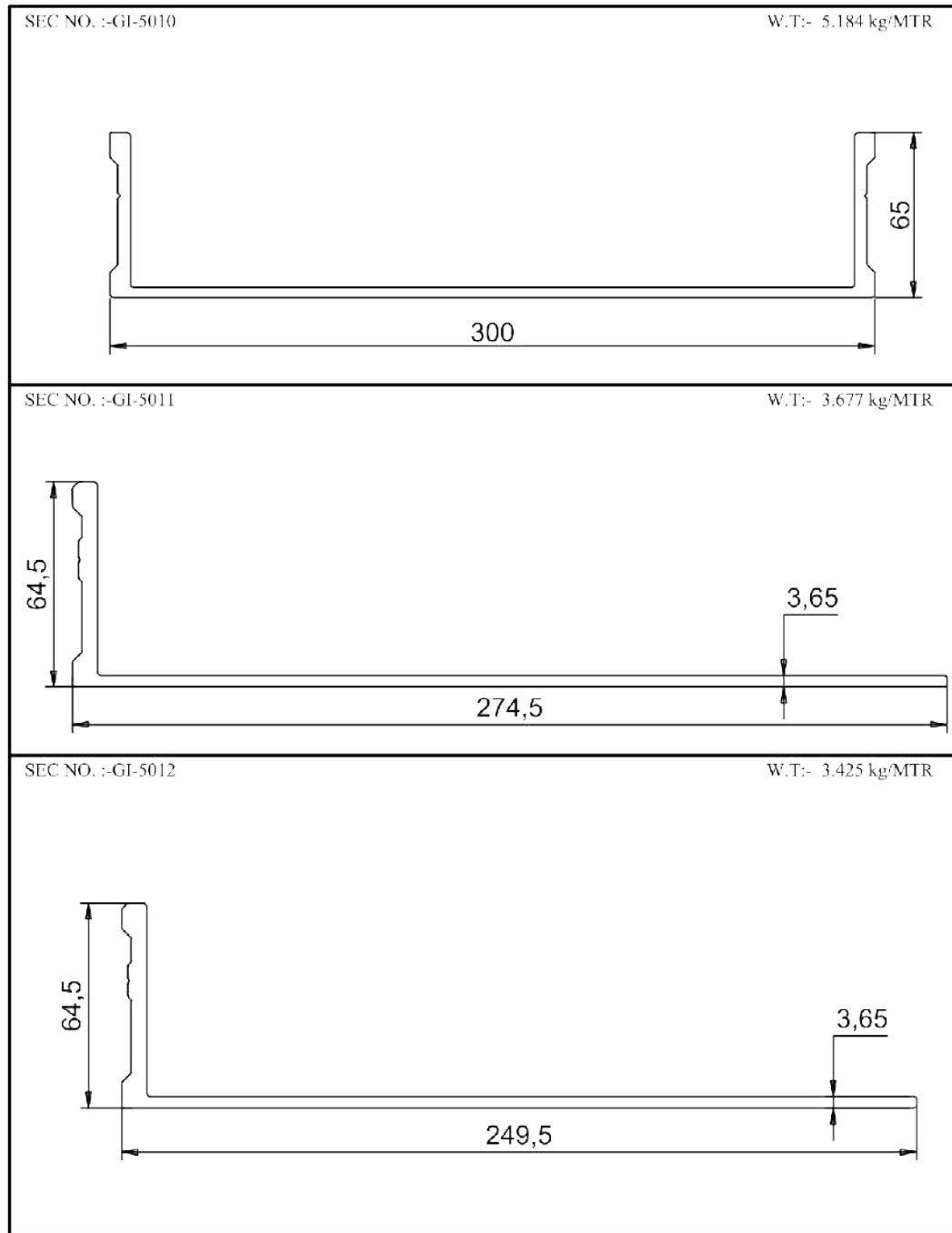
BUILDING FORMWORK SECTION



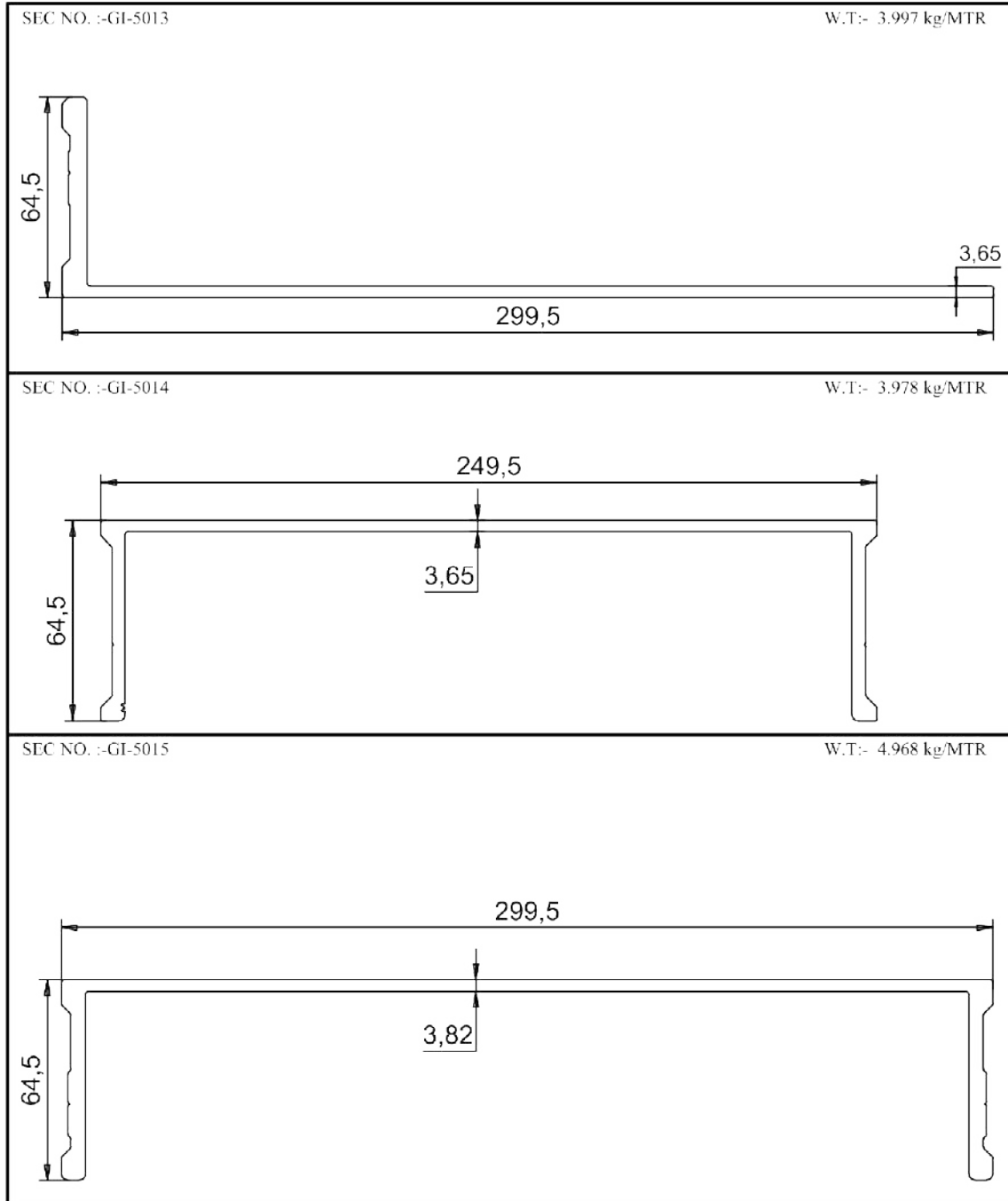
BUILDING FORMWORK SECTION



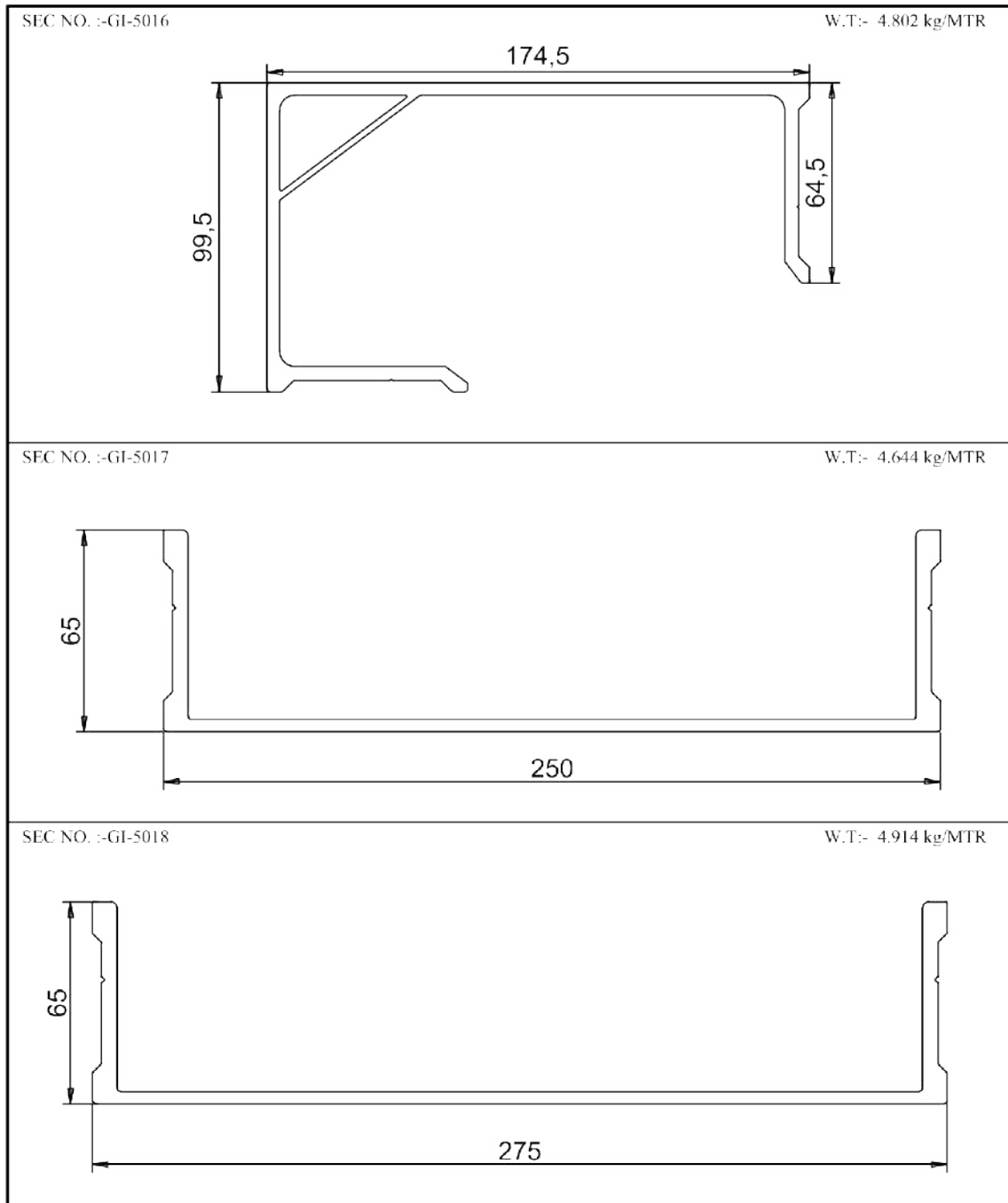
BUILDING FORMWORK SECTION



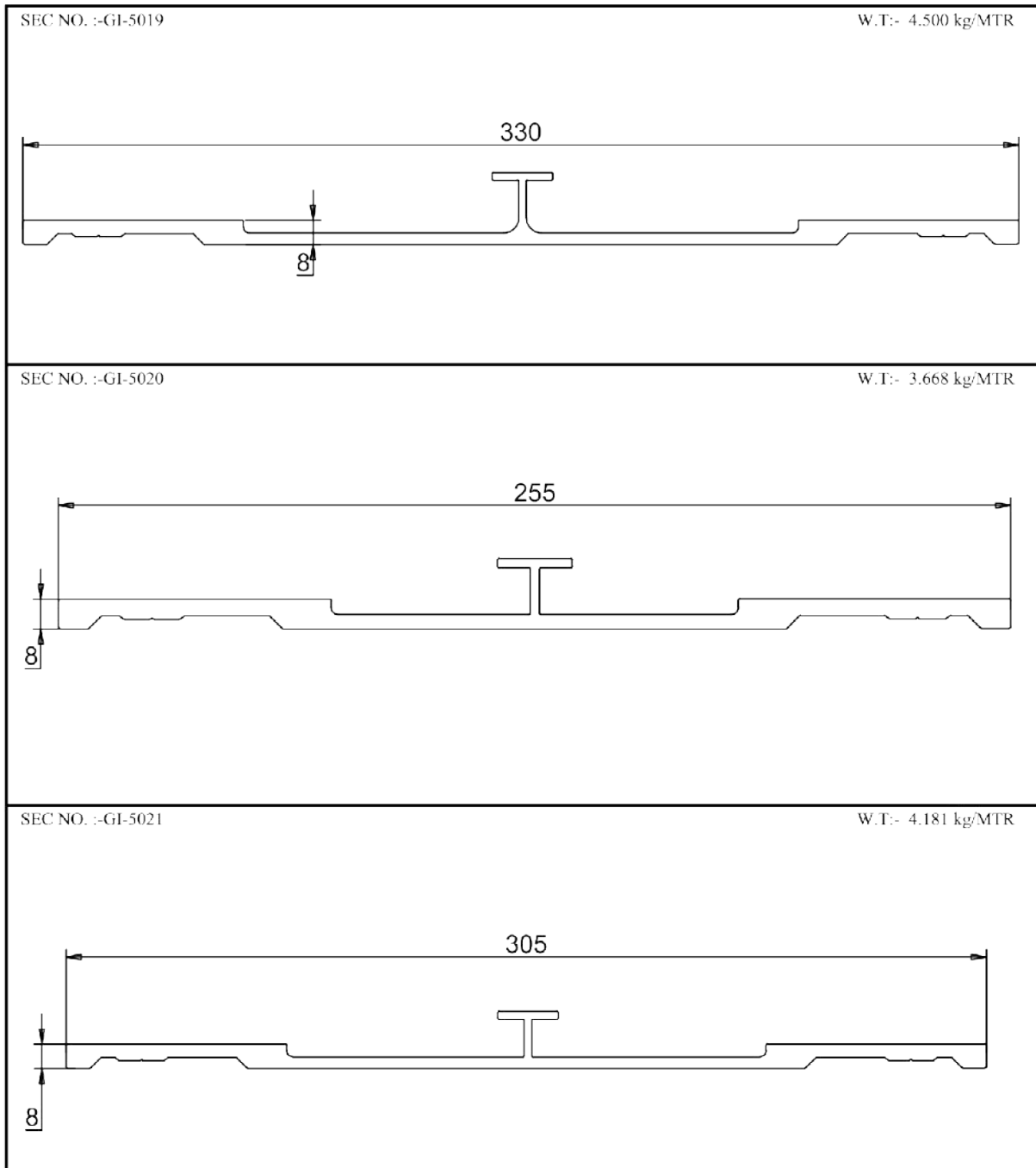
BUILDING FORMWORK SECTION



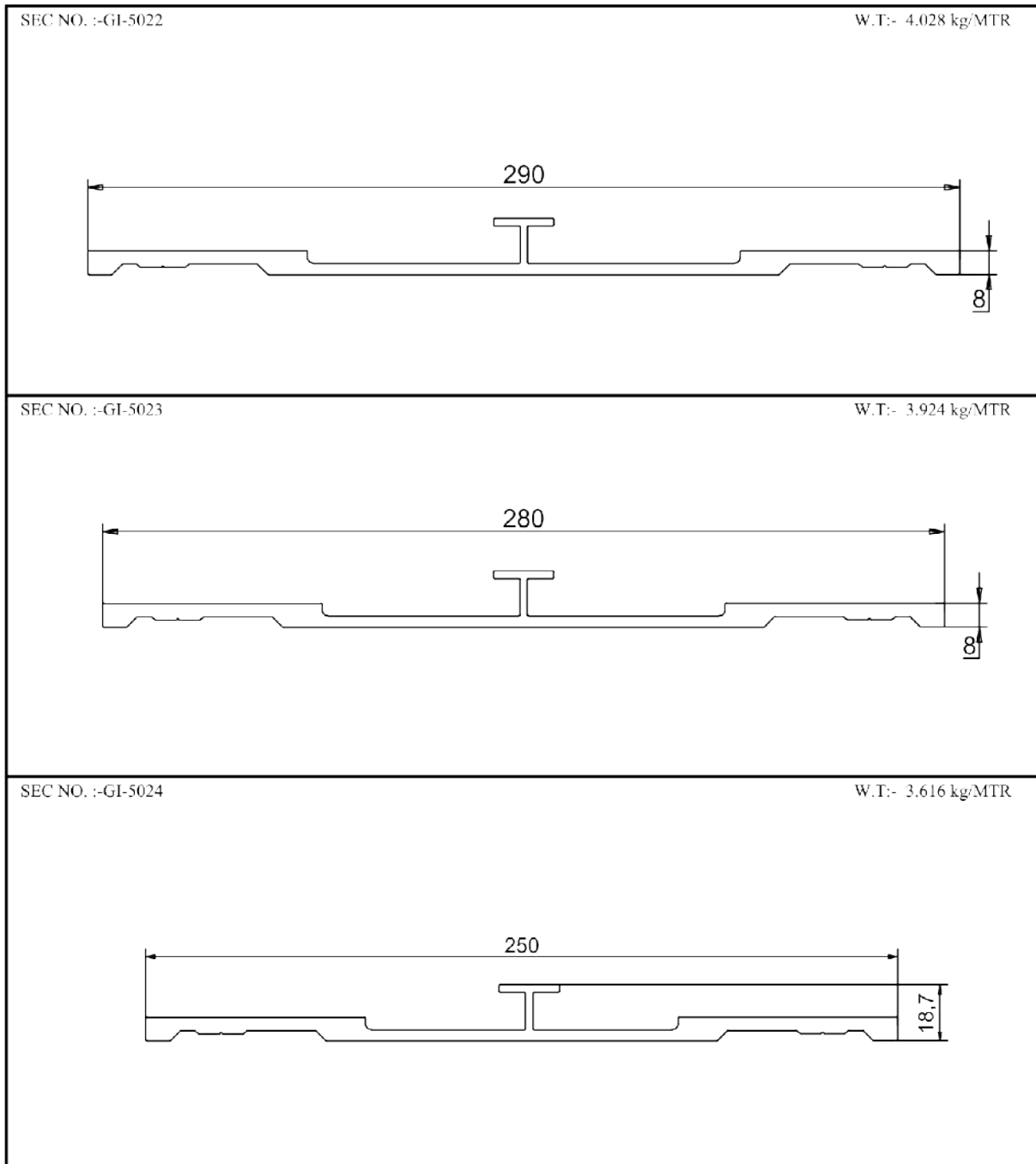
BUILDING FORMWORK SECTION



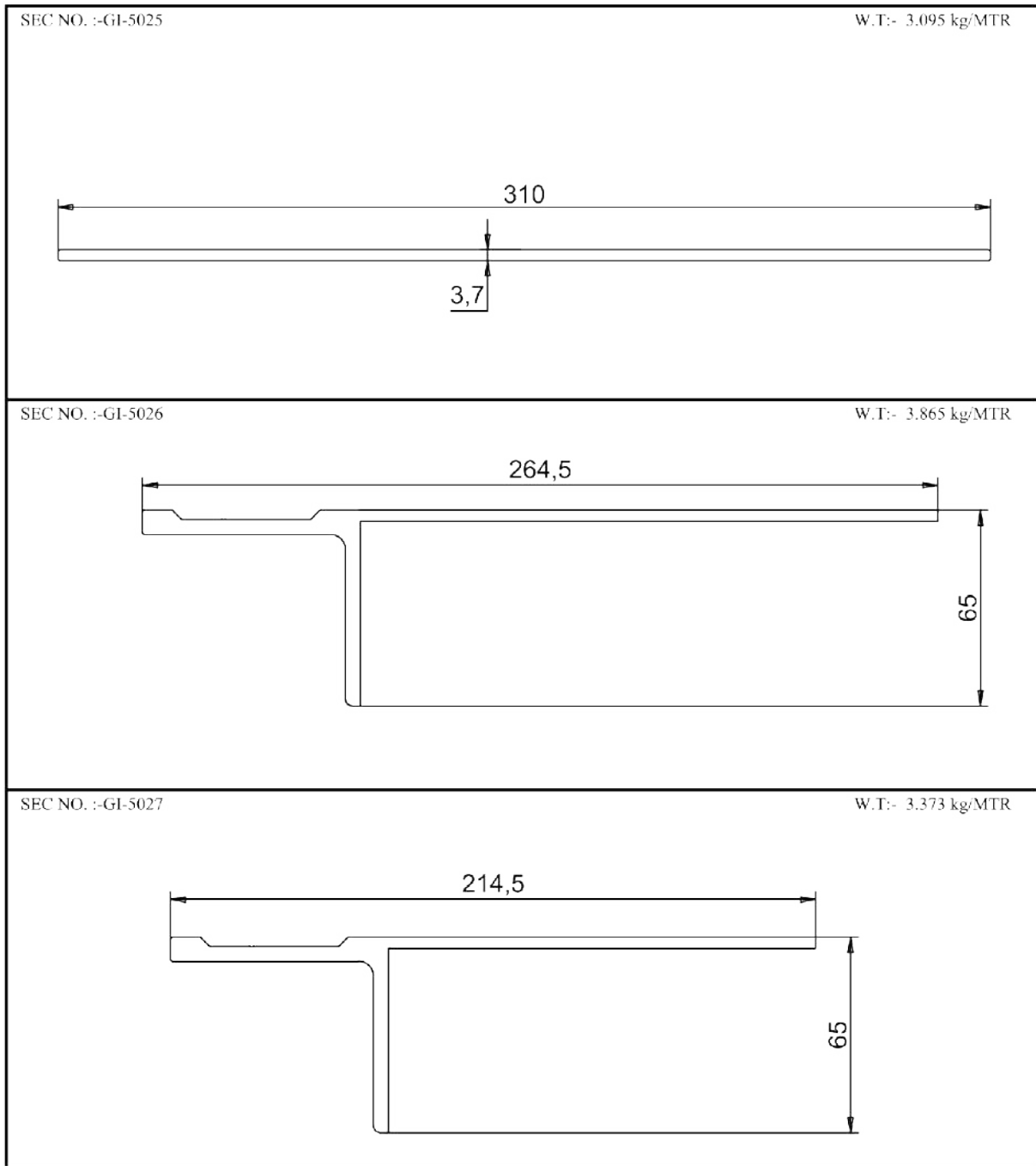
BUILDING FORMWORK SECTION



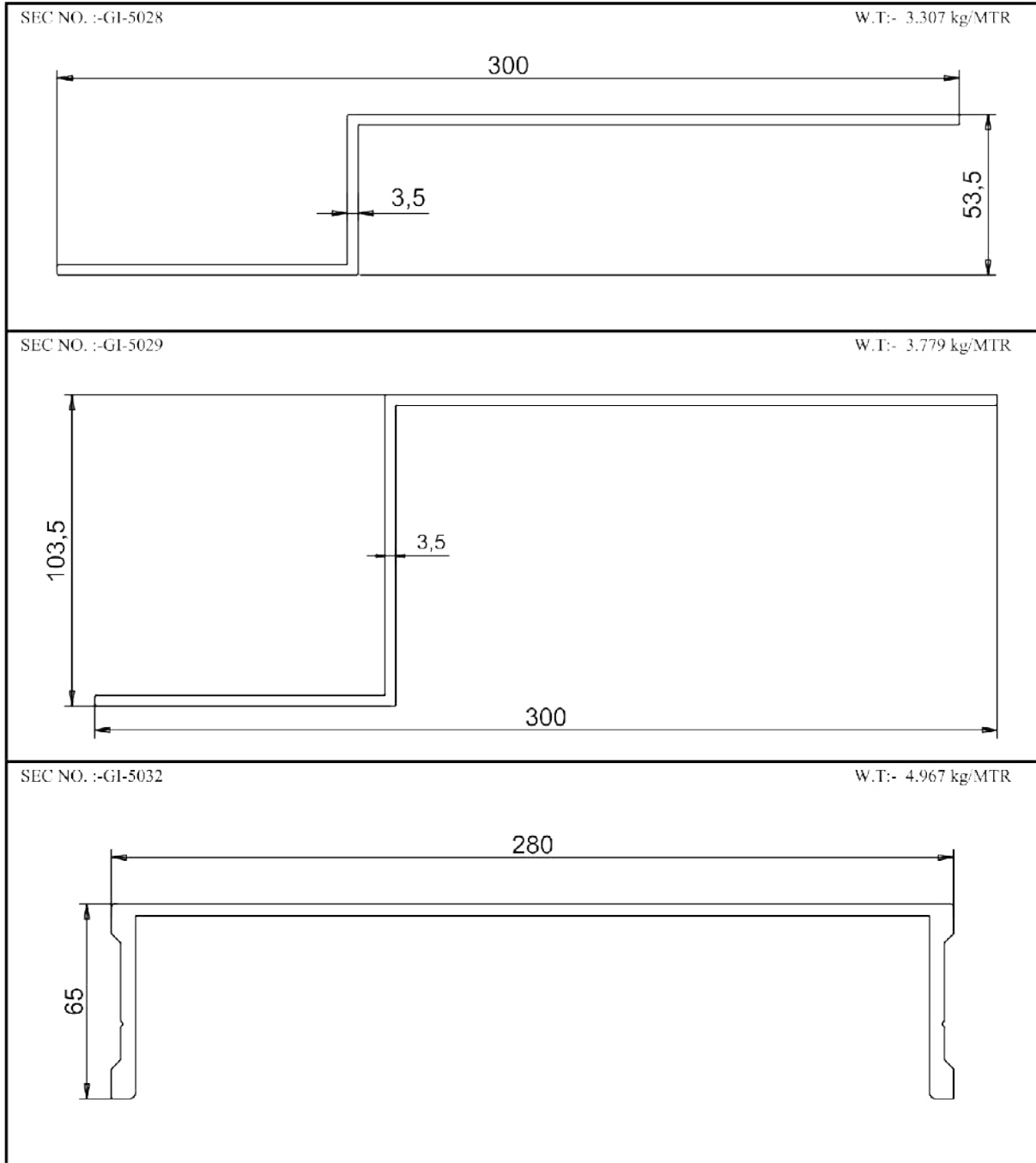
BUILDING FORMWORK SECTION



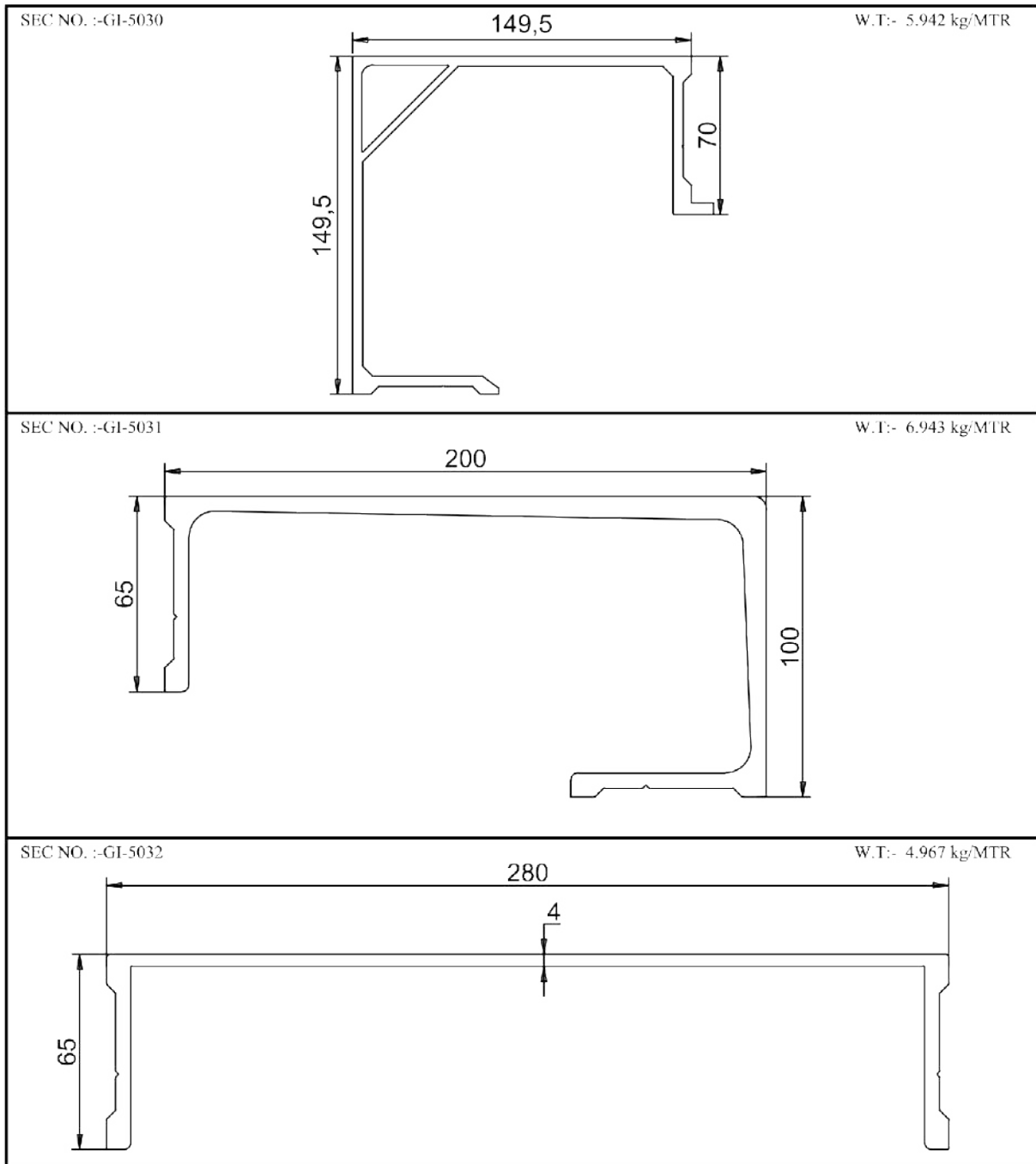
BUILDING FORMWORK SECTION



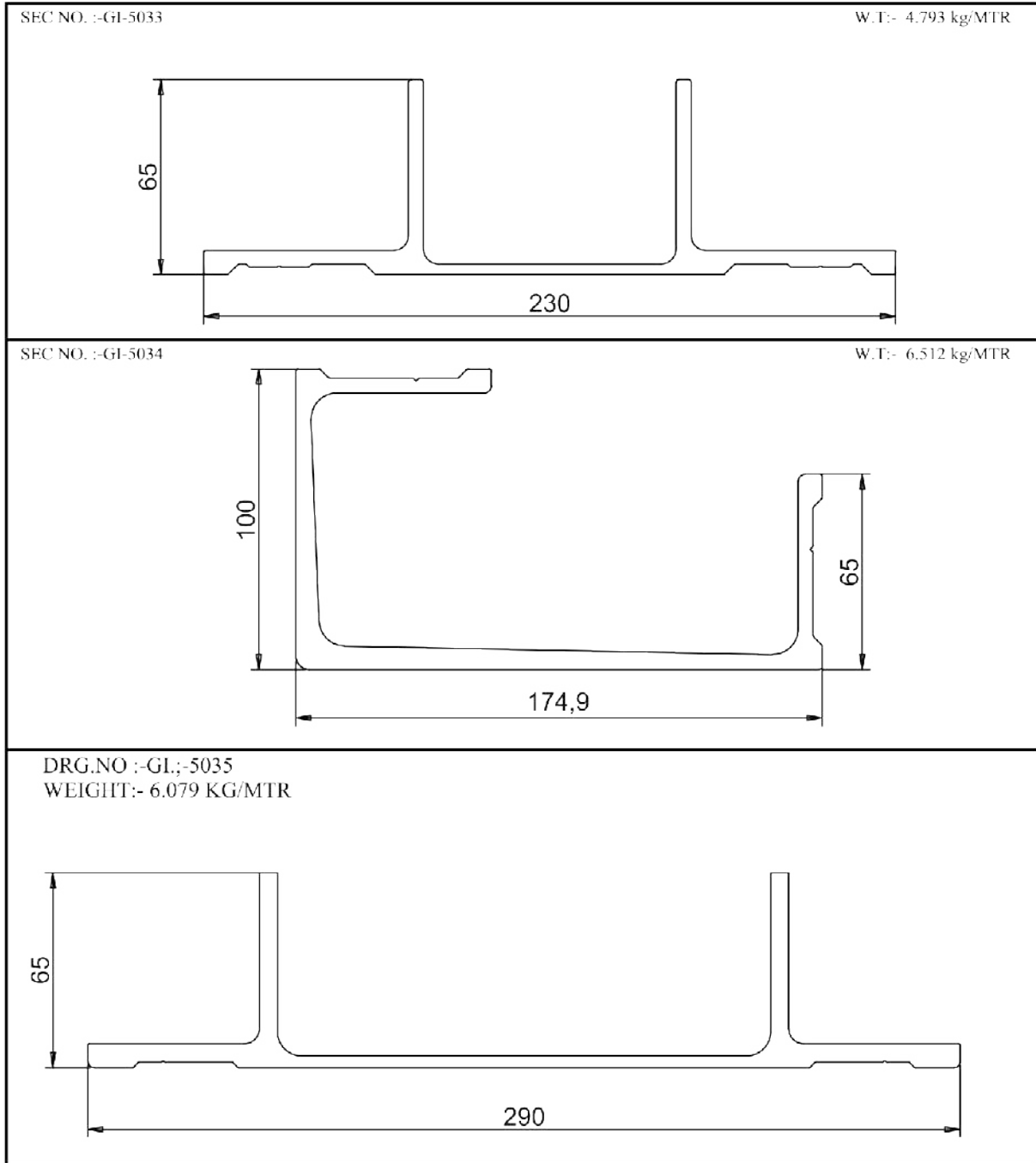
BUILDING FORMWORK SECTION



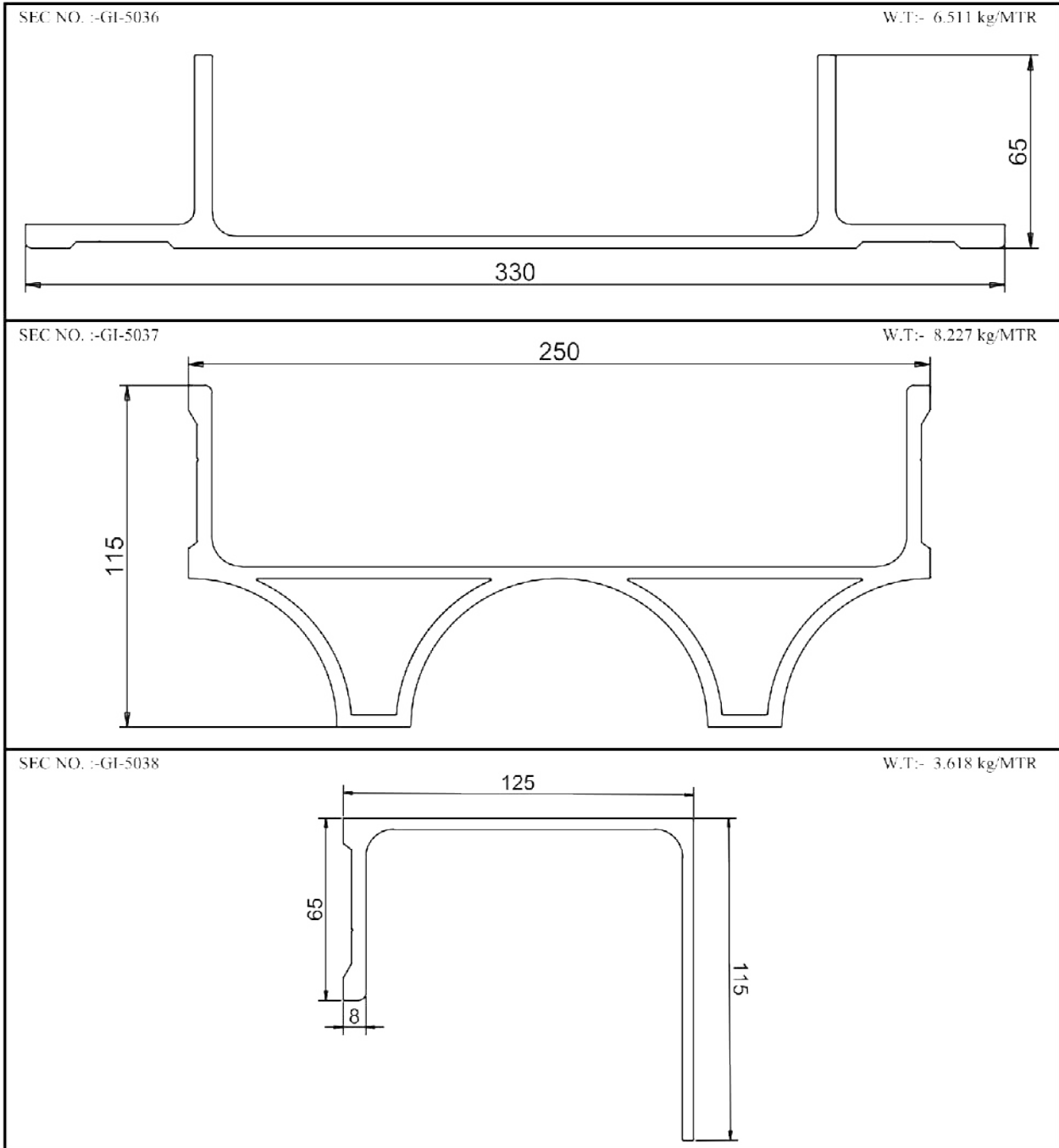
BUILDING FORMWORK SECTION




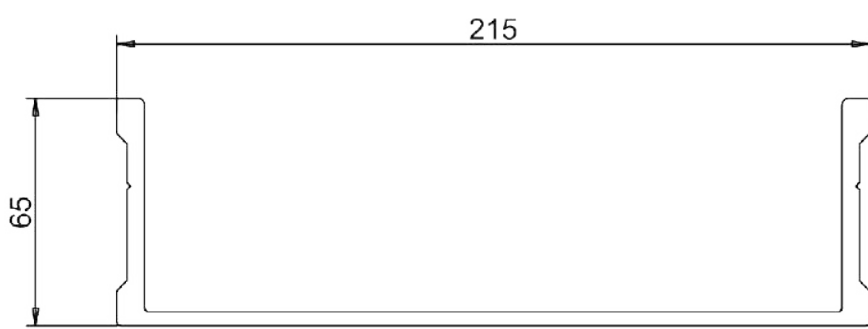
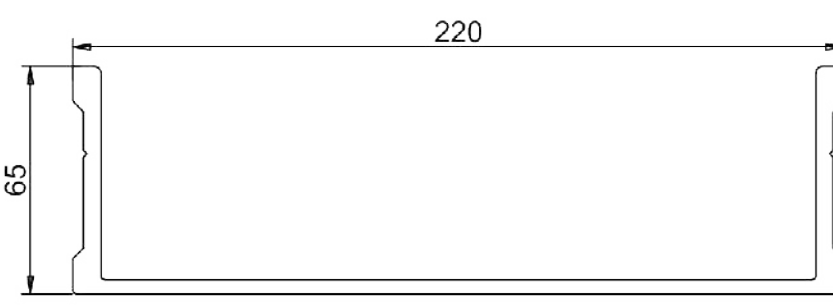
BUILDING FORMWORK SECTION



BUILDING FORMWORK SECTION



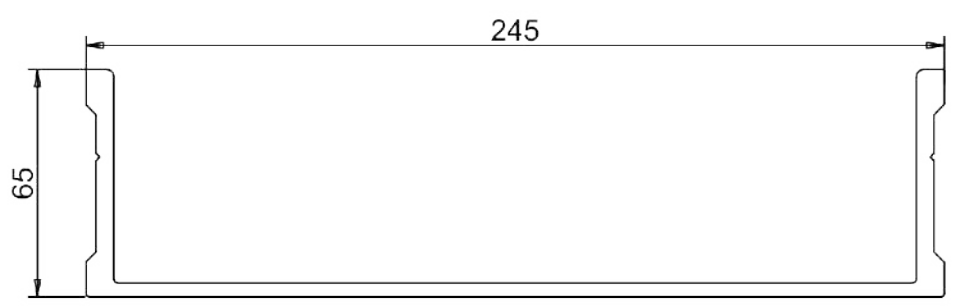

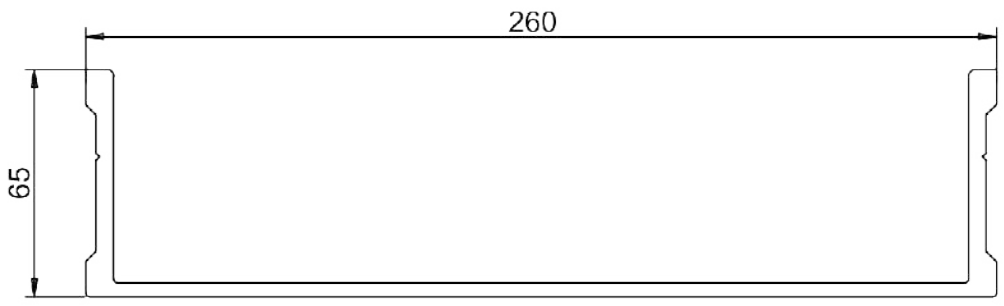
BUILDING FORMWORK SECTION

SEC NO. :-GI-5039	W.T:- 4.217 kg/MTR
	
SEC NO. :-GI-5040	W.T:- 4.266 kg/MTR
	
SEC NO. :-GI-5041	W.T:- 4.320 kg/MTR
	

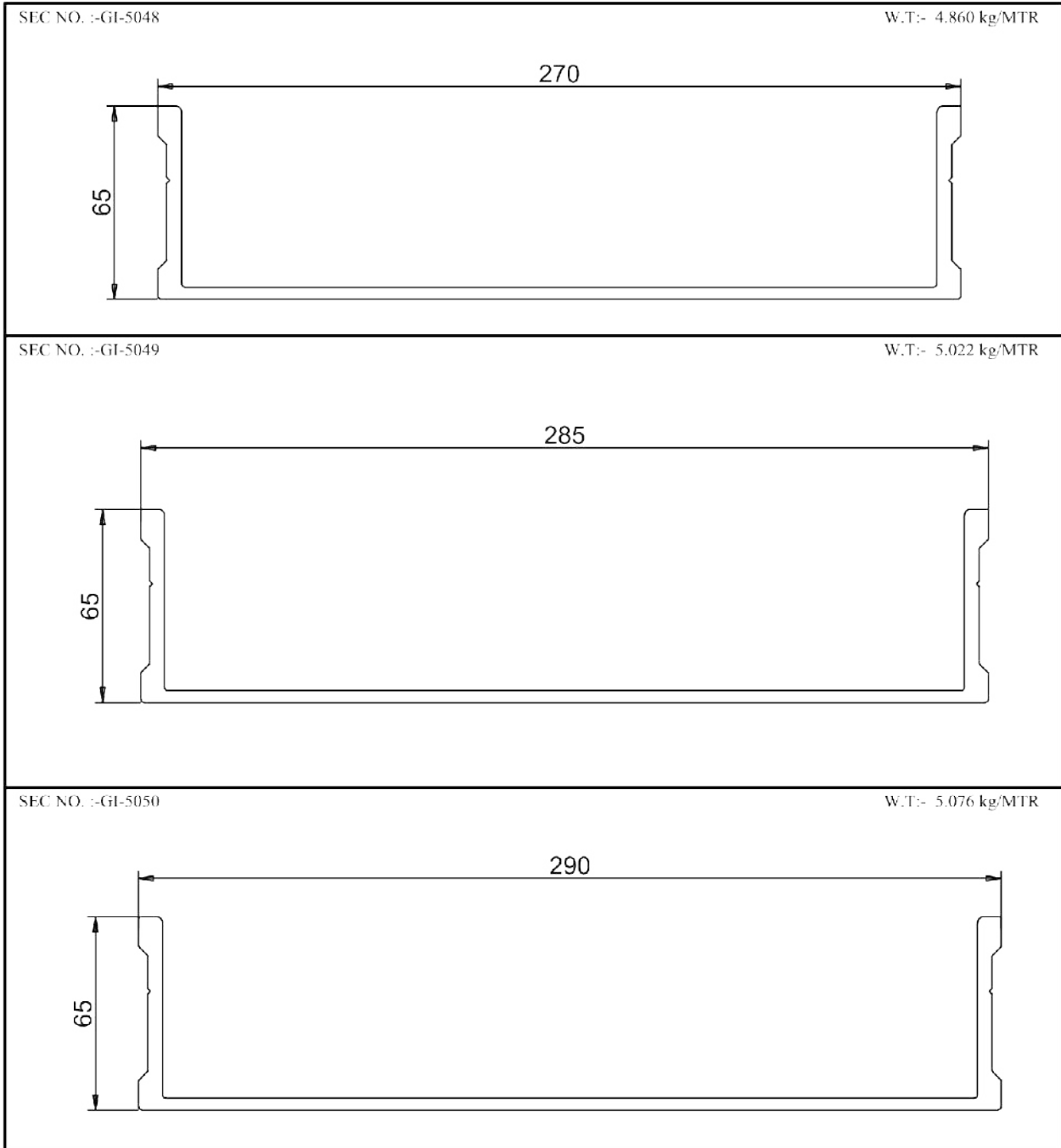
BUILDING FORMWORK SECTION

SEC NO. :-GI-5042	W.T:- 4.428 kg/MTR
SEC NO. :-GI-5043	W.T:- 4.482 kg/MTR
SEC NO. :-GI-5044	W.T:- 4.536 kg/MTR

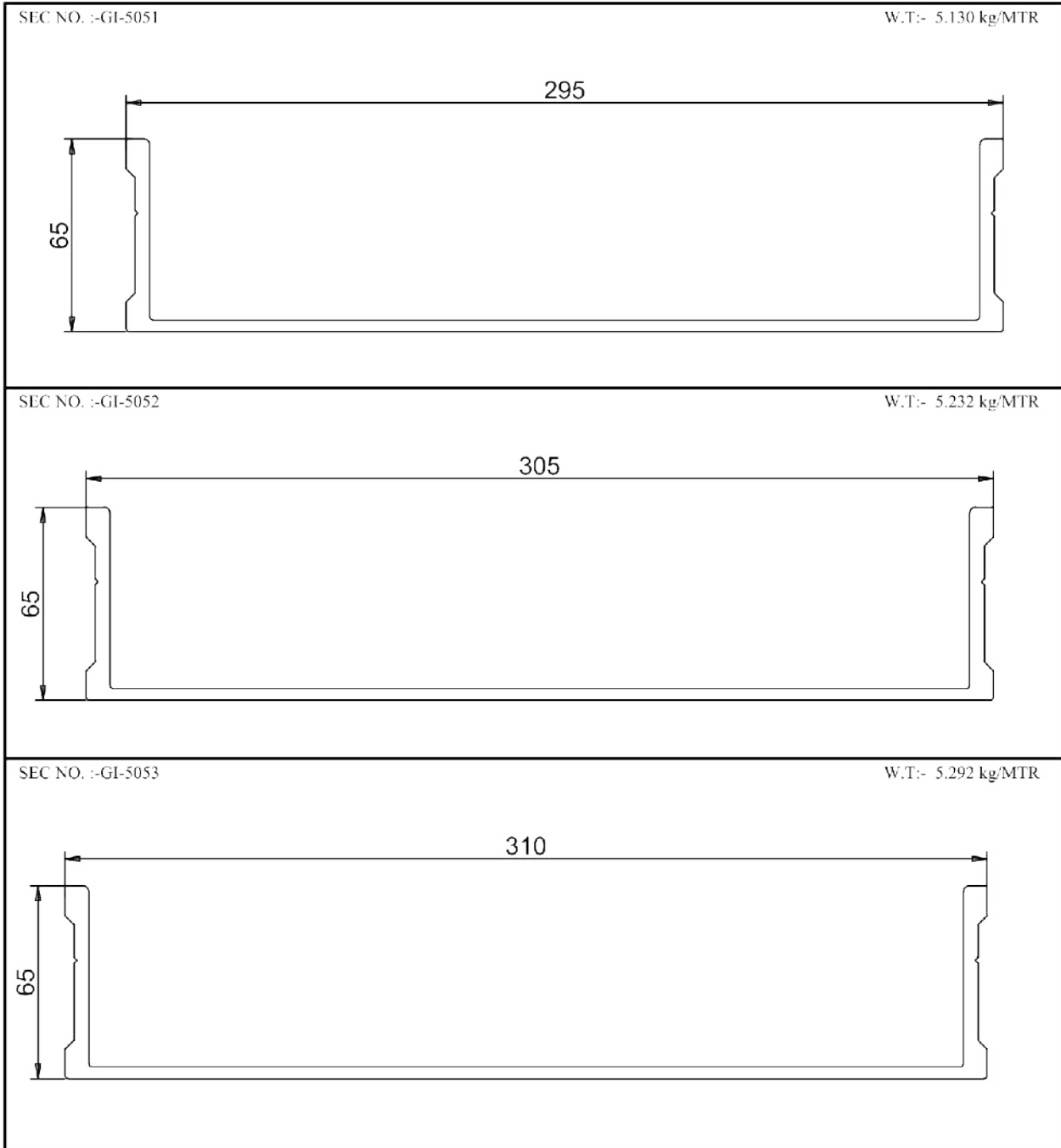
BUILDING FORMWORK SECTION

SEC NO. :-GI-5045	W.T:- 4.590 kg/MTR
	
SEC NO. :-GI-5046	W.T:- 4.698 kg/MTR
	
SEC NO. :-GI-5047	W.T:- 4.752 kg/MTR
	

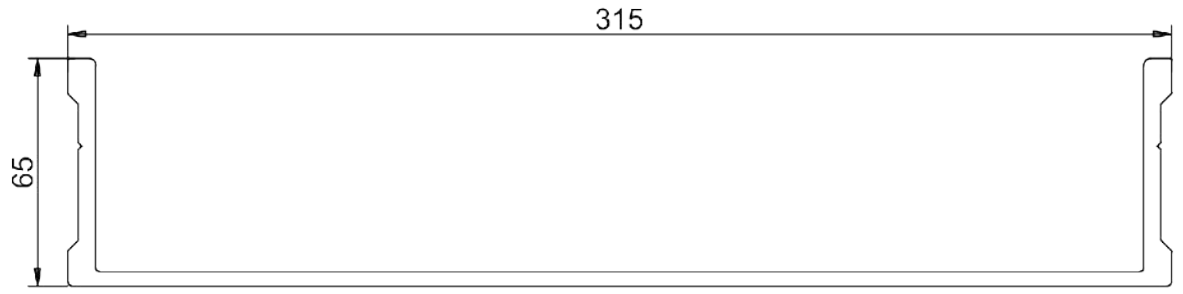


BUILDING FORMWORK SECTION



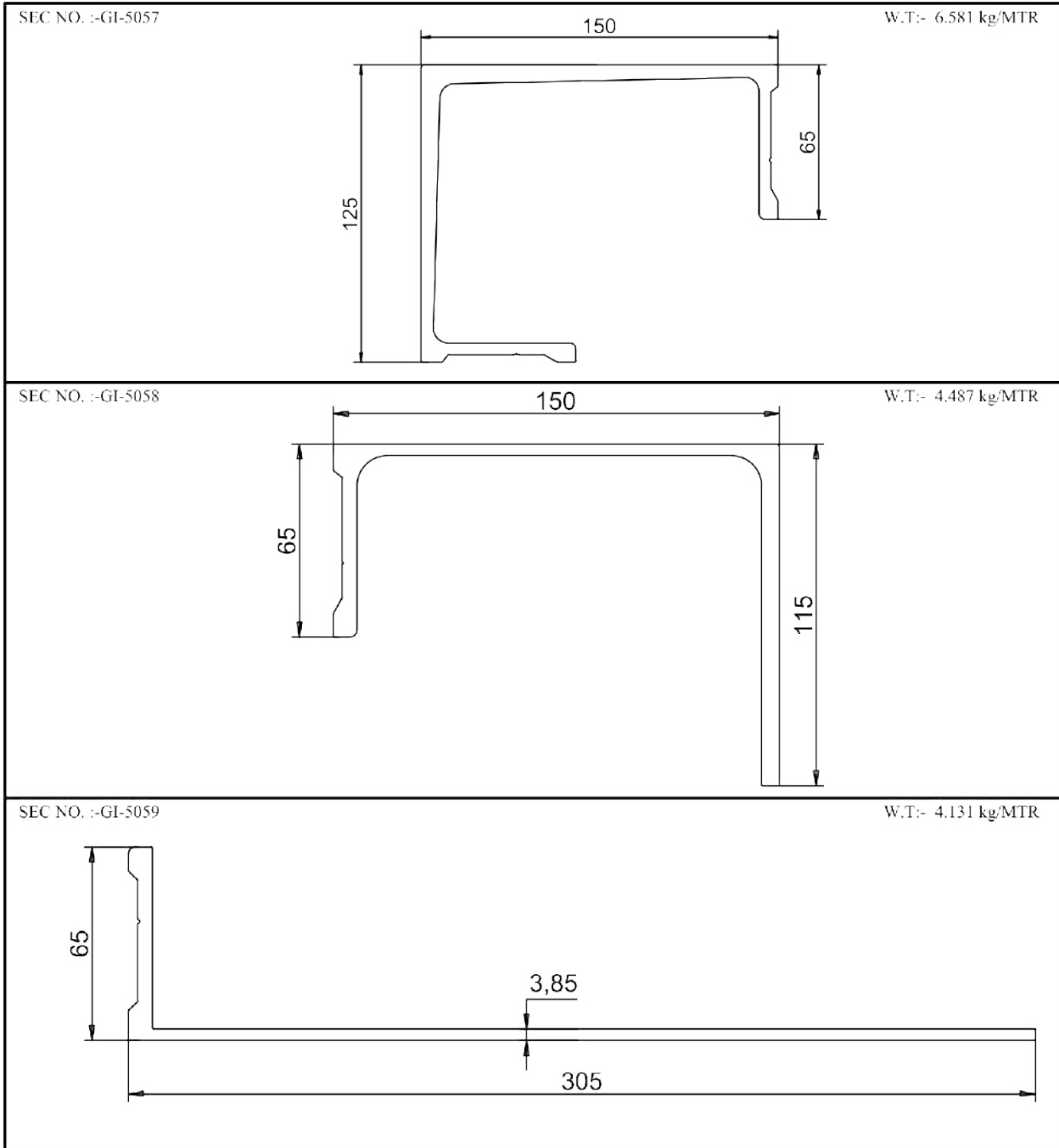
BUILDING FORMWORK SECTION



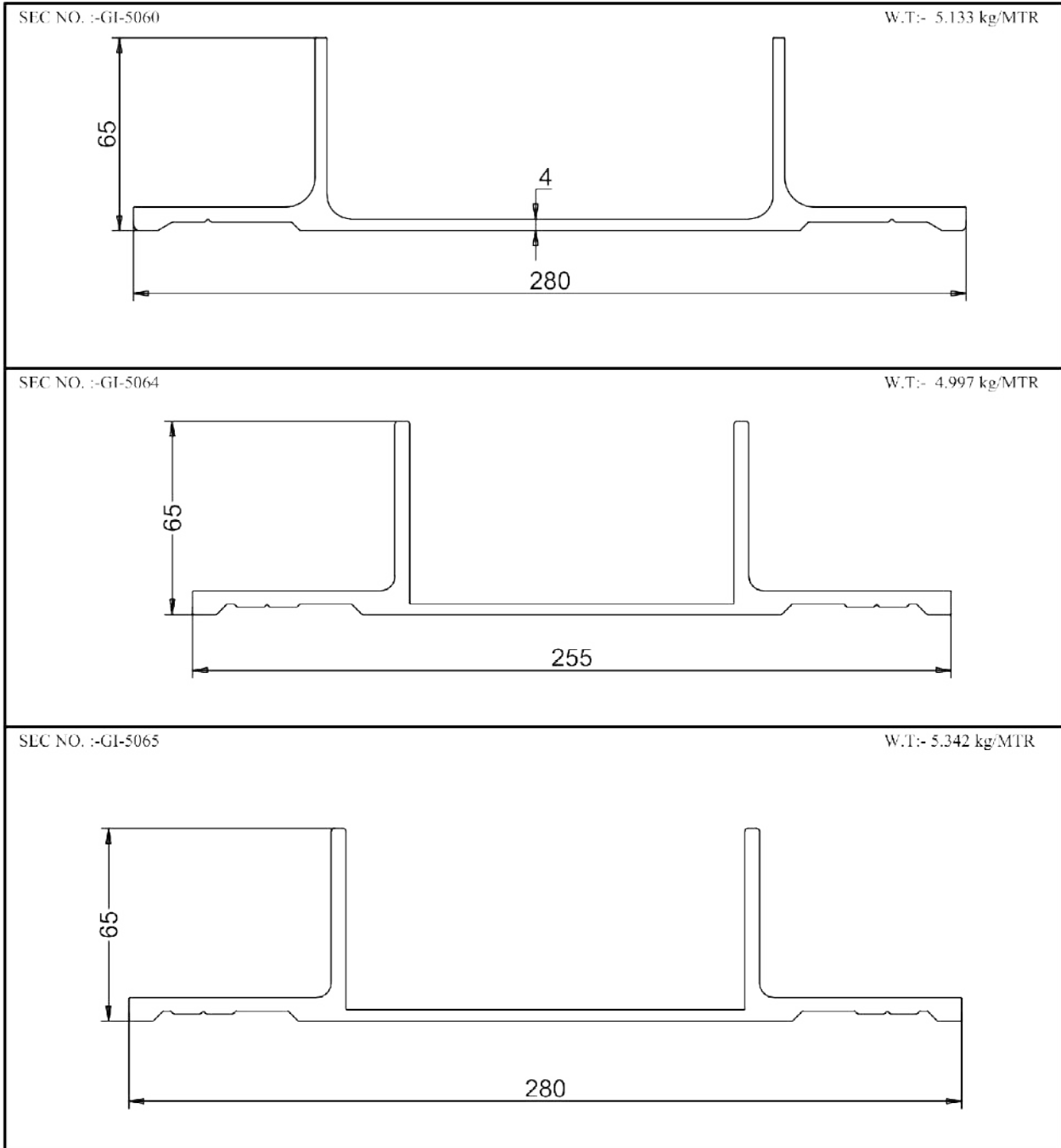
BUILDING FORMWORK SECTION

SEC NO. :-GI-5054	W.T:- 5.346 kg/MTR
	
SEC NO. :-GI-5055	W.T:- 5.400 kg/MTR
	
SEC NO. :-GI-5056	W.T:- 5.806 kg/MTR
	

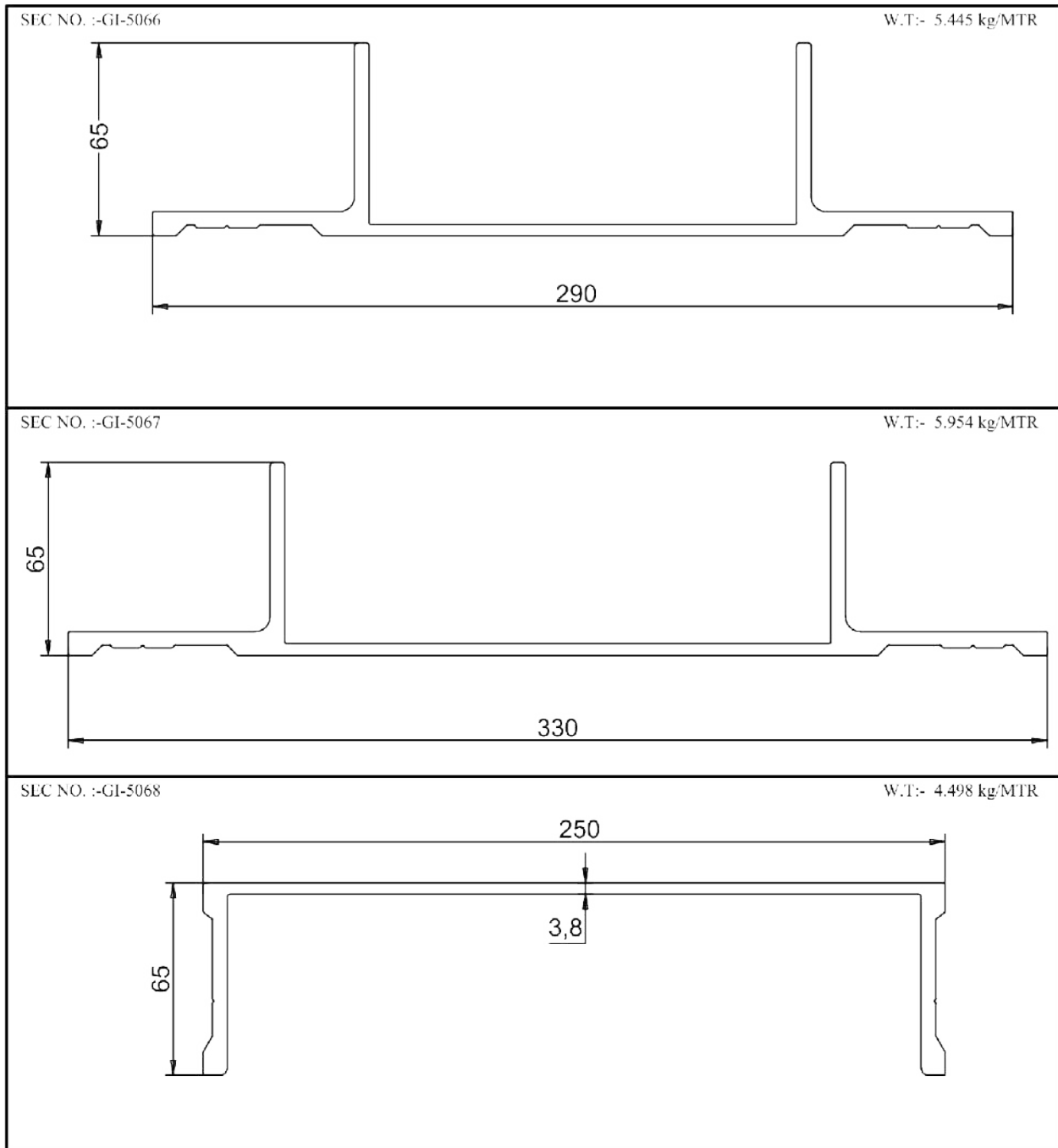
BUILDING FORMWORK SECTION



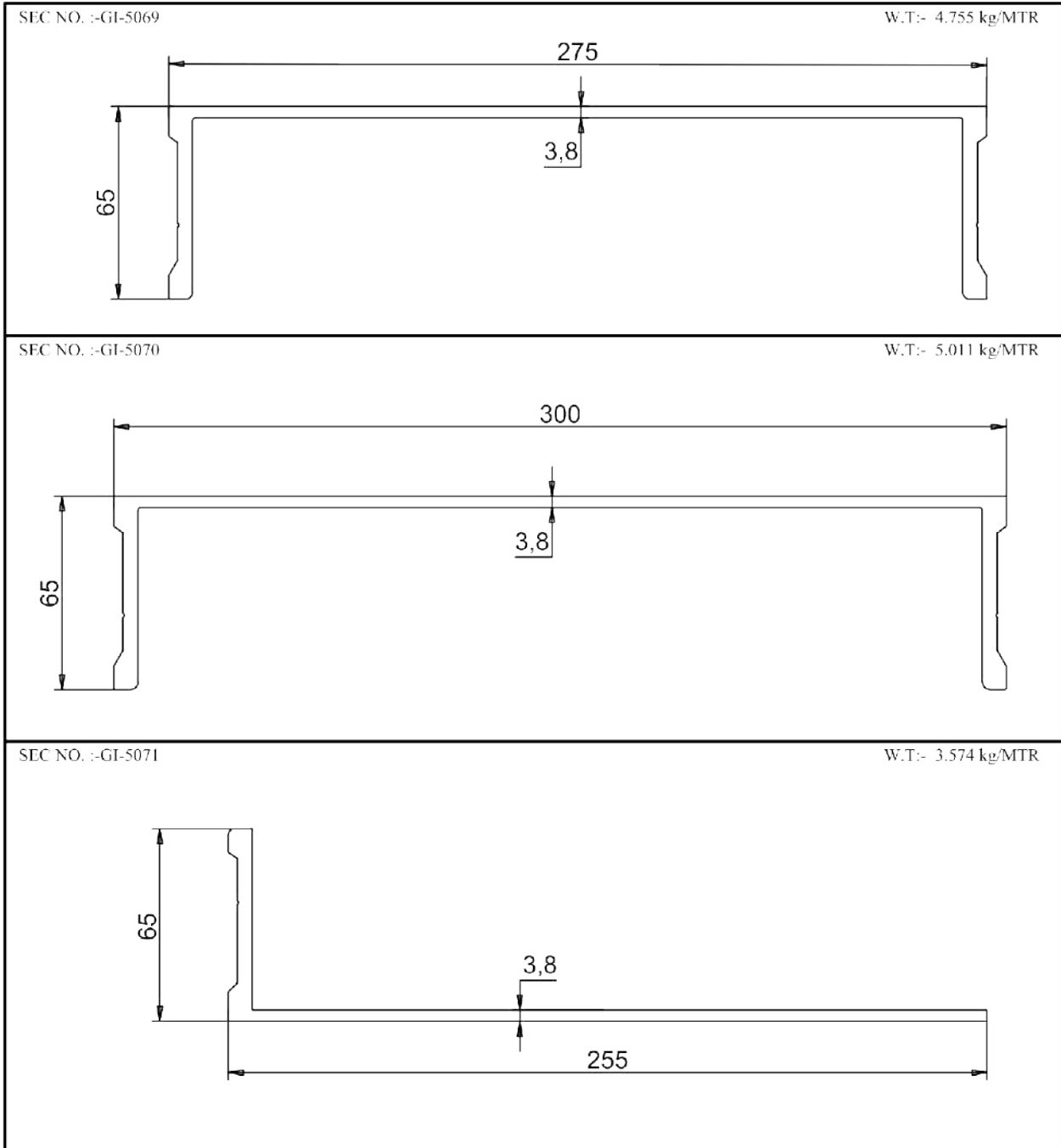
BUILDING FORMWORK SECTION



BUILDING FORMWORK SECTION



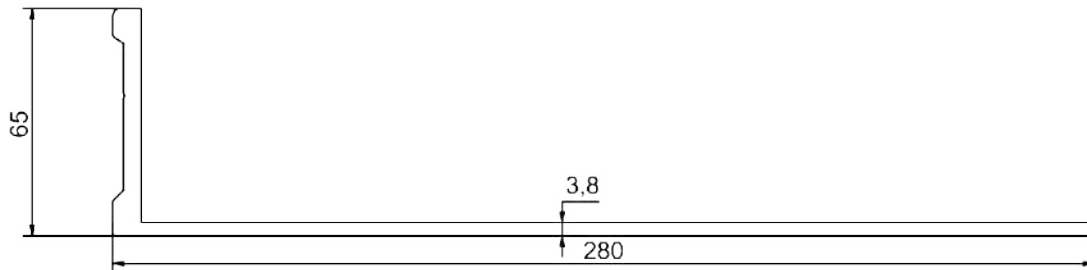
BUILDING FORMWORK SECTION



BUILDING FORMWORK SECTION

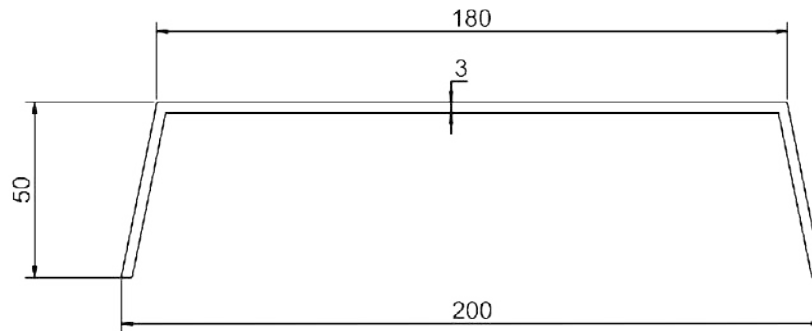
SEC NO. :-GI-5072

W.T:- 3.830 kg/MTR




SEC NO. :-GI-5073

W.T:- 2.238 kg/MTR

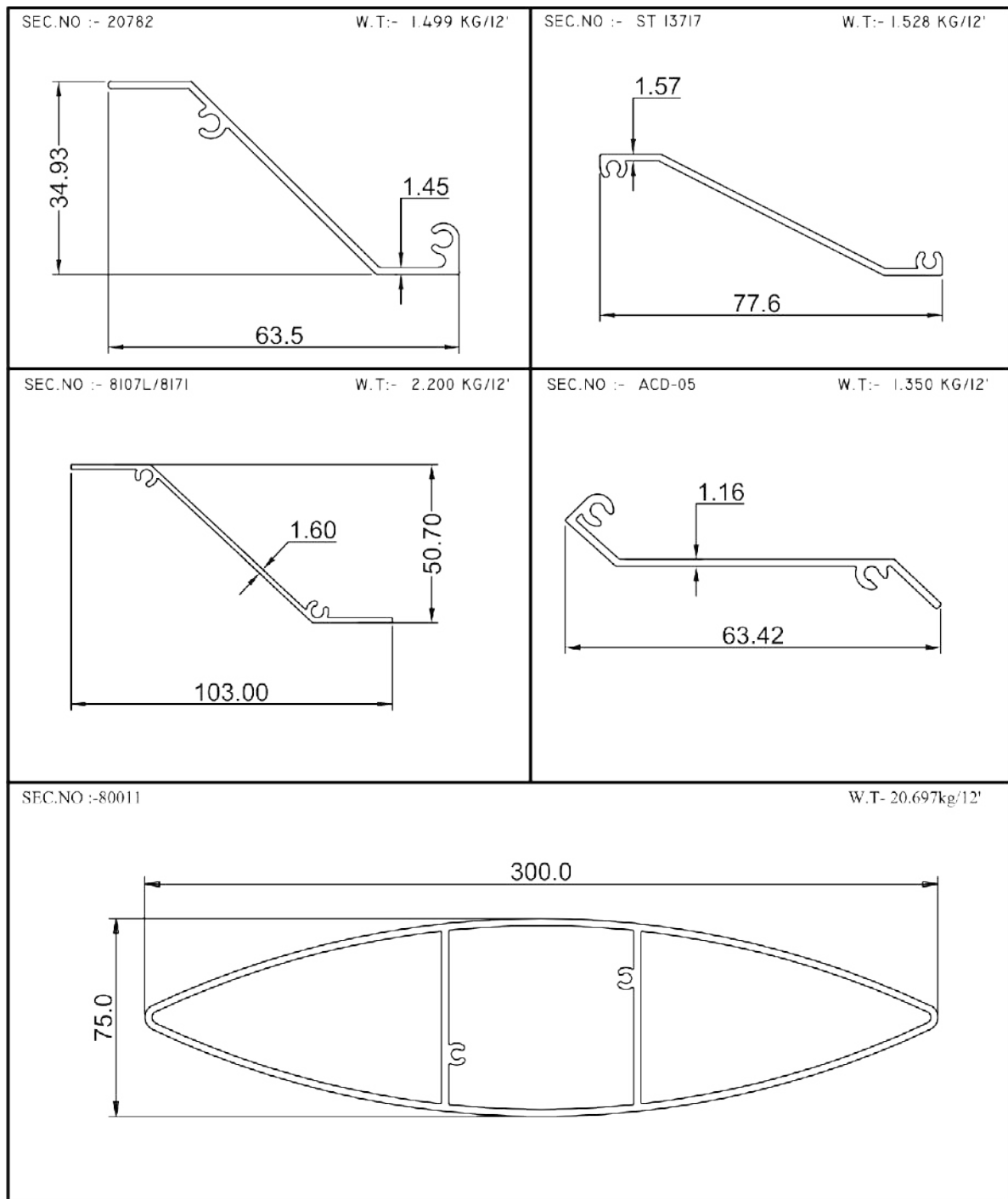


SEC NO. :-GI-5074

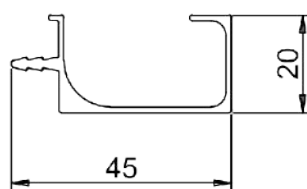
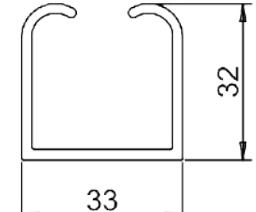
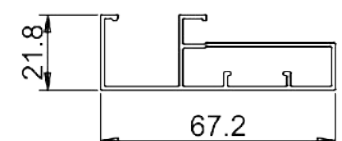
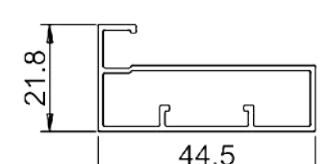
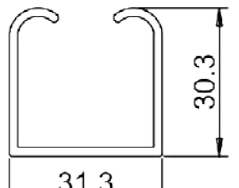
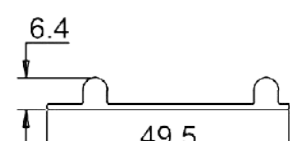
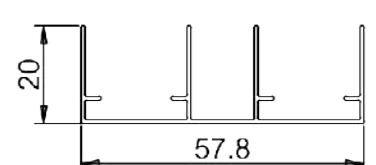
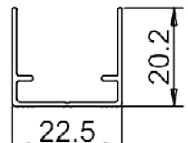
W.T:- 3.830 kg/MTR



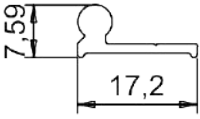
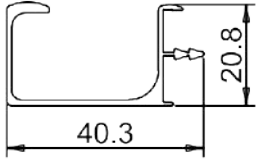
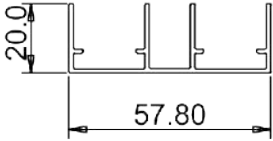
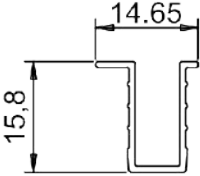
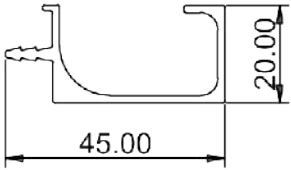
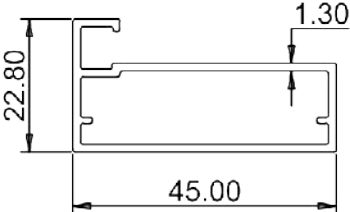
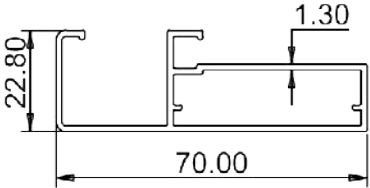
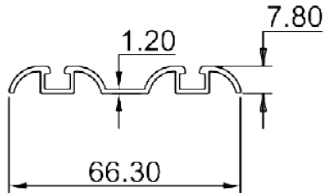
LOUVER SECTION



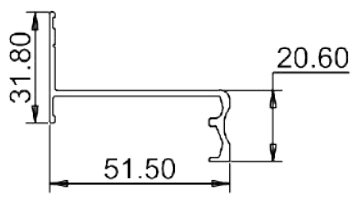
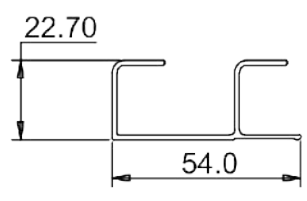
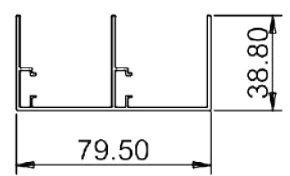
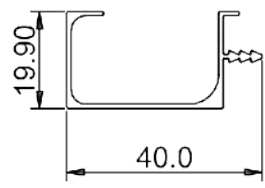
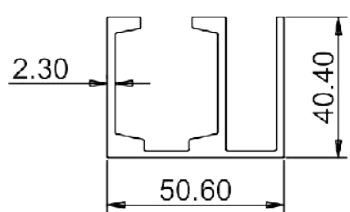
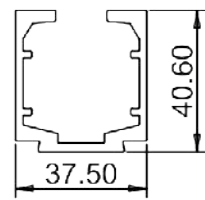
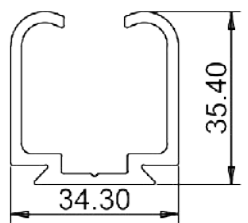
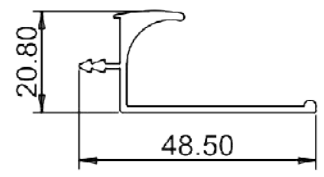
KITCHEN CABINET

<p>SEC NO. :-YD-01 W.T:- 0.368 kg/MTR</p> 	<p>SEC NO. :-YD-02 W.T:- 0.620 kg/MTR</p> 
<p>SEC NO. :-YD-03 W.T:- 0.560 kg/MTR</p> 	<p>SEC NO. :-YD-04 W.T:- 0.400 kg/MTR</p> 
<p>SEC NO. :-YD-05 W.T:- 0.480 kg/MTR</p> 	<p>SEC NO. :-YD-06 W.T:- 0.280 kg/MTR</p> 
<p>SEC NO. :-YD-07 W.T:- 0.370 kg/MTR</p> 	<p>SEC NO. :-YD-08 W.T:- 0.180 kg/MTR</p> 

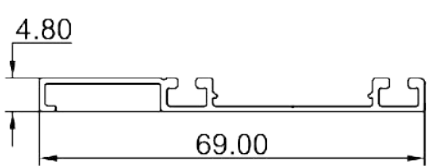
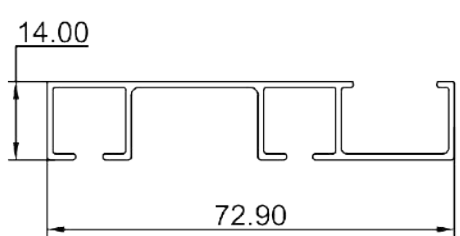
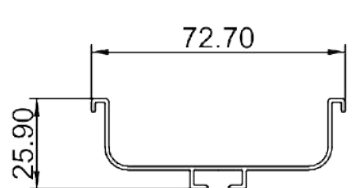

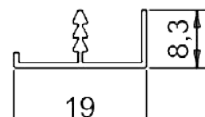
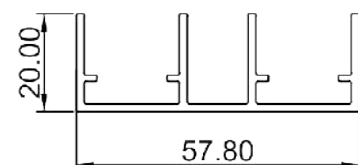
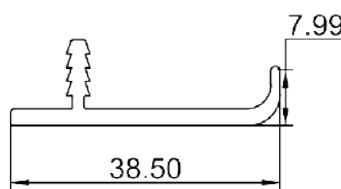
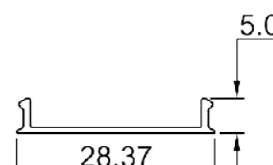
KITCHEN CABINET

<p>SEC NO. :-YD-09 W.T:- 0.130 kg/MTR</p> 	<p>SEC NO. :-YD-10 W.T:- 0.320 kg/MTR</p> 
<p>SEC NO. :-YD-11 W.T:- 0.500 kg/MTR</p> 	<p>SEC NO. :-YD-12 W.T:- 0.110 kg/MTR</p> 
<p>SEC NO. :-YD-13 W.T:- 0.460 kg/MTR</p> 	<p>SEC NO. :-YD-14 W.T:- 0.480 kg/MTR</p> 
<p>SEC NO. :-YD-15 W.T:- 0.660 kg/MTR</p> 	<p>SEC NO. :-YD-16 W.T:- 0.400 kg/MTR</p> 

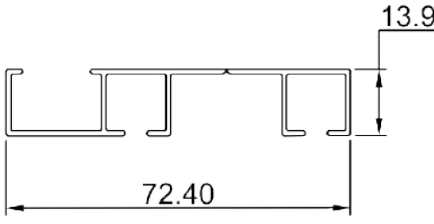
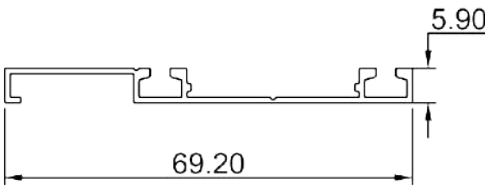
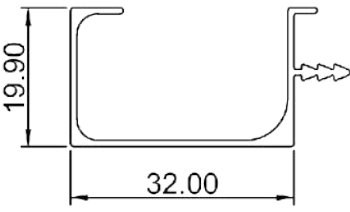
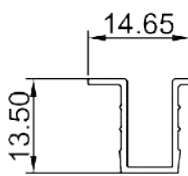
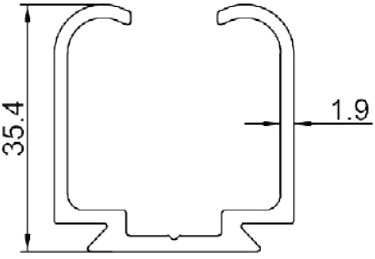
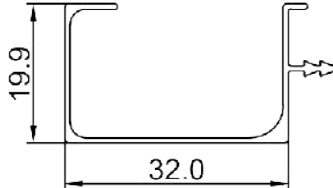
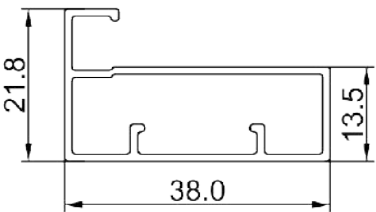
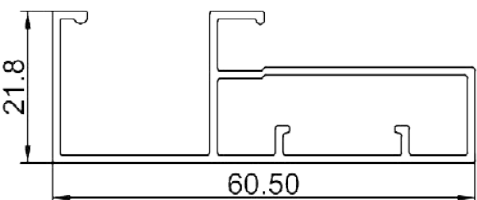
KITCHEN CABINET

<p>SEC NO. :-YD-17 W.T:- 0.480 kg/MTR</p> 	<p>SEC NO. :-YD-18 W.T:- 0.420 kg/MTR</p> 
<p>SEC NO. :-YD-19 W.T:- 0.770 kg/MTR</p> 	<p>SEC NO. :-YD-20 W.T:- 0.260 kg/MTR</p> 
<p>SEC NO. :-YD-21 W.T:- 1.320 kg/MTR</p> 	<p>SEC NO. :-YD-22 W.T:- 1.060 kg/MTR</p> 
<p>SEC NO. :-YD-23 W.T:- 0.740 kg/MTR</p> 	<p>SEC NO. :-YD-24 W.T:- 0.350 kg/MTR</p> 

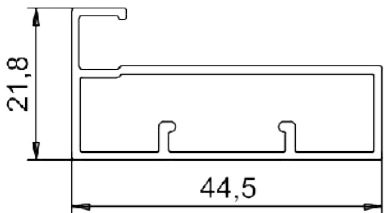
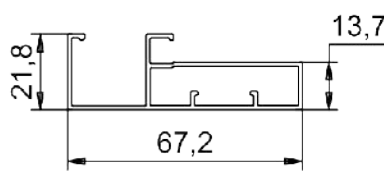
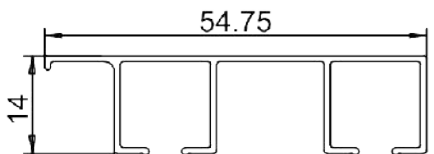
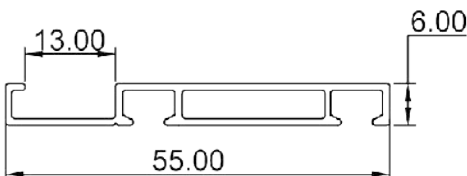
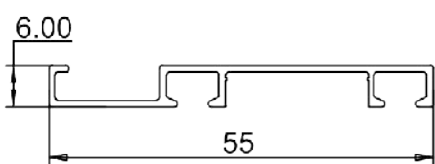
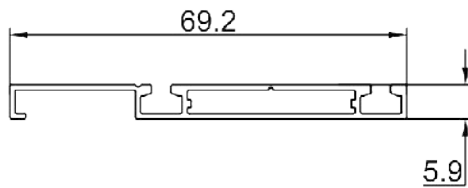
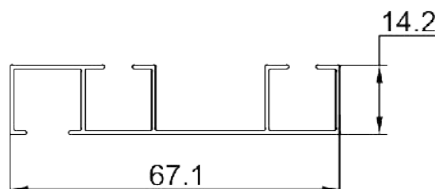
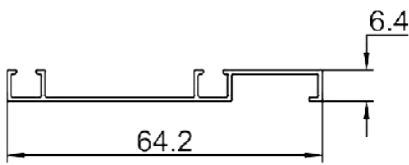
KITCHEN CABINET

<p>SEC NO. :-YD-25 W.T:- 0.300 kg/MTR</p> 	<p>SEC NO. :-YD-26 W.T:- 0.460 kg/MTR</p> 
<p>SEC NO. :-YD-27 W.T:- 0.390 kg/MTR</p> 	<p>SEC NO. :-YD-28 W.T:- 0.310 kg/MTR</p> 
<p>SEC NO. :-YD-29 W.T:- 0.080 kg/MTR</p> 	<p>SEC NO. :-YD-30 W.T:- 0.620 kg/MTR</p> 
<p>SEC NO. :-YD-31 W.T:- 0.340 kg/MTR</p> 	<p>SEC NO. :-YD-32 W.T:- 0.090 kg/MTR</p> 

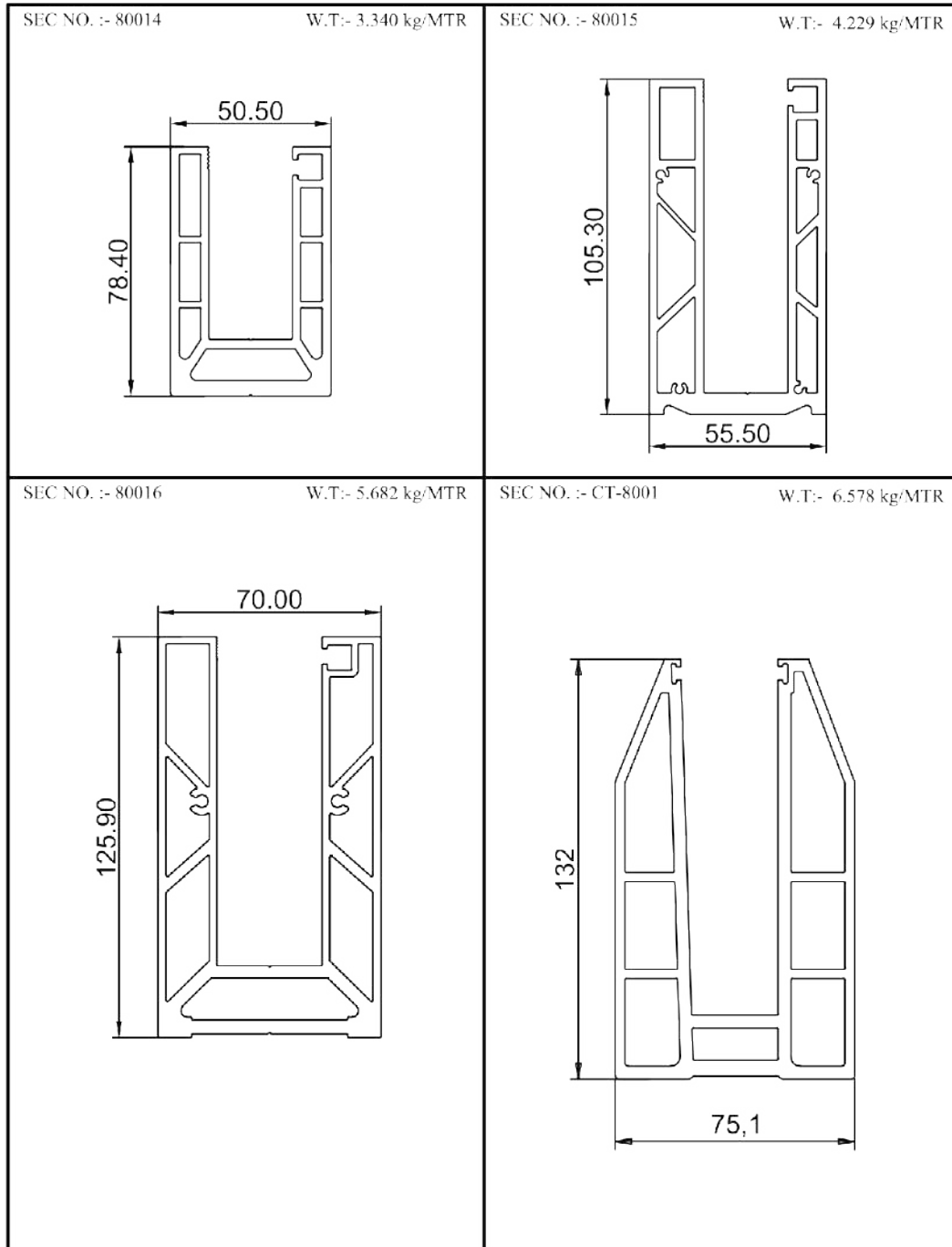
KITCHEN CABINET

<p>SEC NO. :-YD-33A W.T:- 0.430 kg/MTR</p> 	<p>SEC NO. :-YD-34A W.T:- 0.280 kg/MTR</p> 
<p>SEC NO. :-YD-35 W.T:- 0.260 kg/MTR</p> 	<p>SEC NO. :-YD-36 W.T:- 0.100 kg/MTR</p> 
<p>SEC NO. :-YD-37 W.T:- 0.710 kg/MTR</p> 	<p>SEC NO. :-YD-38 W.T:- 0.200 kg/MTR</p> 
<p>SEC NO. :-YD-39 W.T:- 0.360 kg/MTR</p> 	<p>SEC NO. :-YD-40 W.T:- 0.520 kg/MTR</p> 

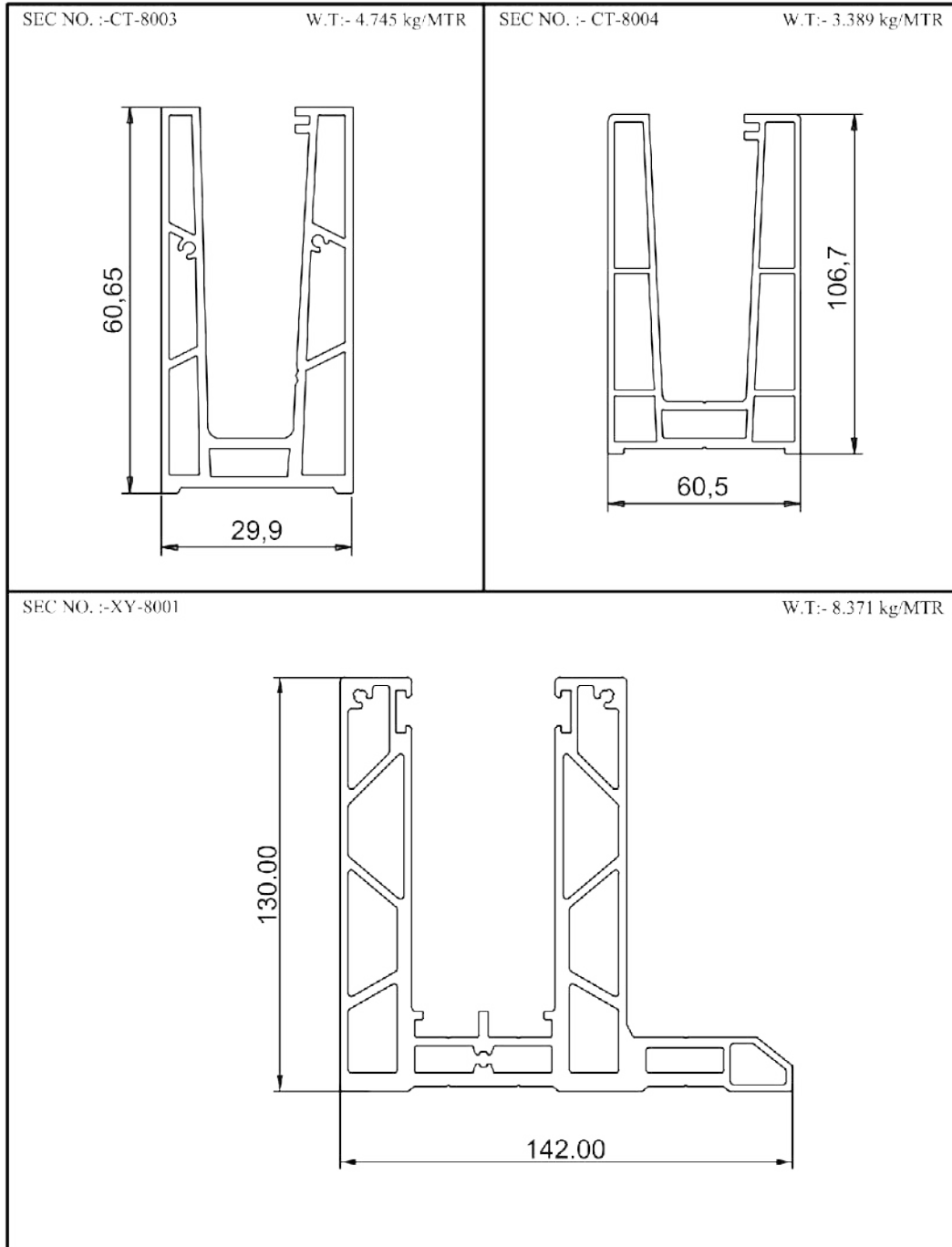
KITCHEN CABINET

<p>SEC NO. :-YD-41 W.T:- 0.370 kg/MTR</p> 	<p>SEC NO. :-YD-42 W.T:- 0.470 kg/MTR</p> 
<p>SEC NO. :-YD-43 W.T:- 0.290 kg/MTR</p> 	<p>SEC NO. :-YD-44 W.T:- 0.290 kg/MTR</p> 
<p>SEC NO. :-YD-45 W.T:- 0.227 kg/MTR</p> 	<p>SEC NO. :-YD-46 W.T:- 0.343 kg/MTR</p> 
<p>SEC NO. :-YD-47 W.T:- 0.334 kg/MTR</p> 	<p>SEC NO. :-YD-49 W.T:- 0.211 kg/MTR</p> 

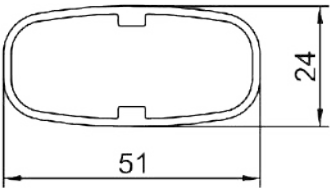
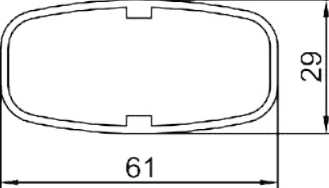
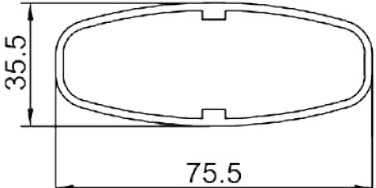
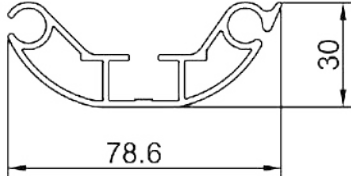
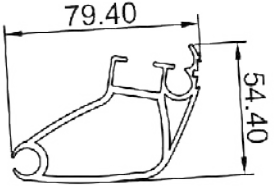
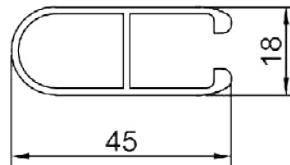
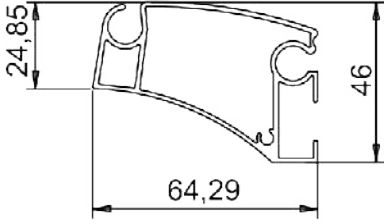
RAILING SECTION



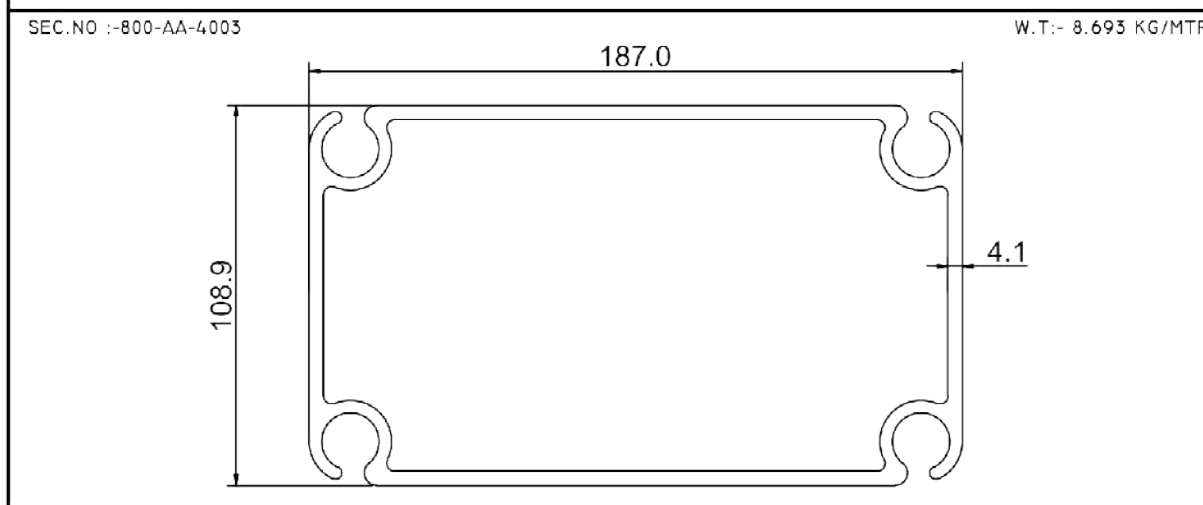
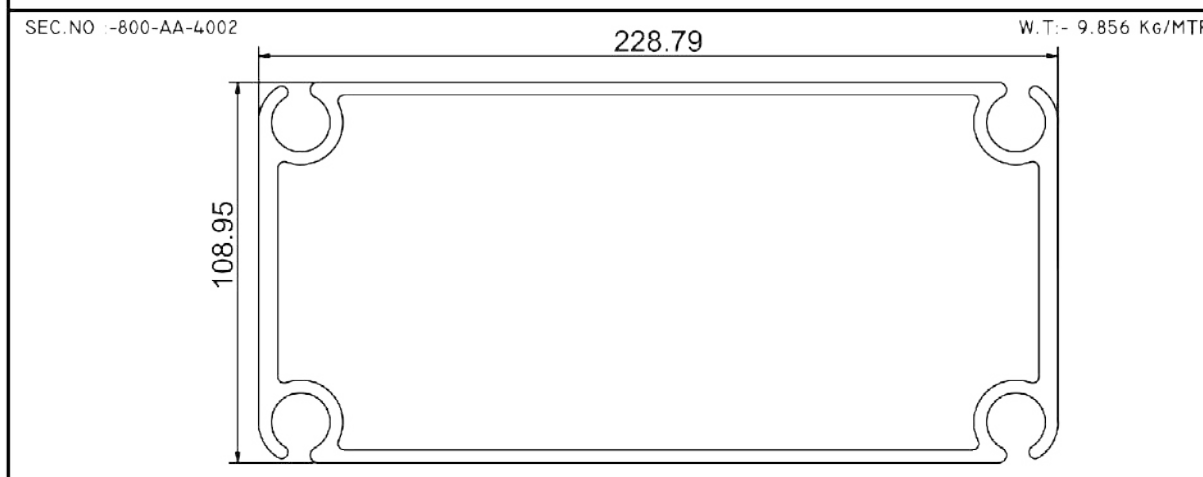

RAILING SECTION



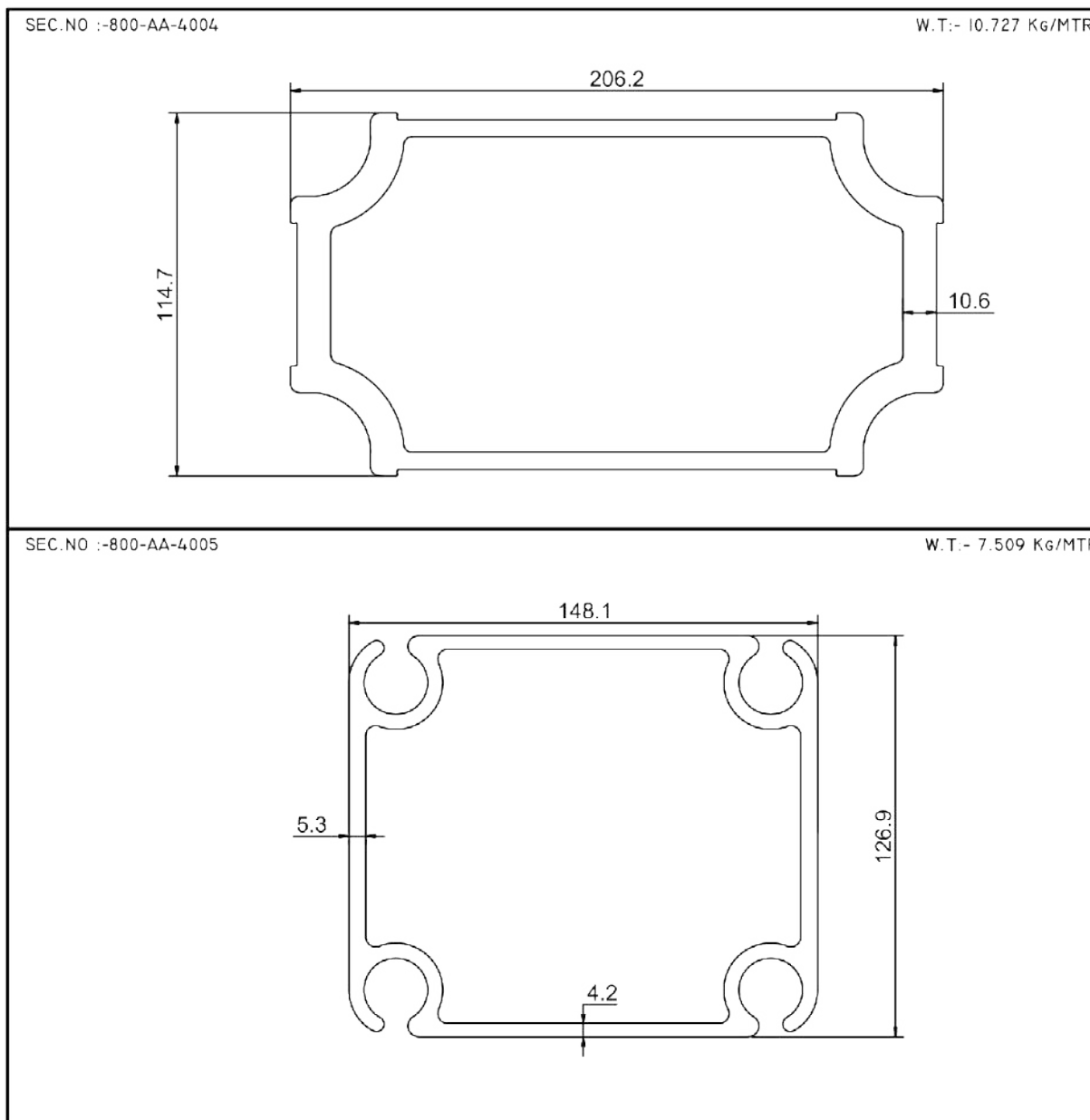
AWNING

SEC NO. :- 9301 W.T:- 2.700 kg/12' 	SEC NO. :- 9302 W.T:- 3.200 kg/12' 
SEC NO. :- 9303 W.T:- 3.700 kg/12' 	SEC NO. :- 9310 W.T:- 3.950 kg/12' 
SEC NO. :- 9311 W.T:- 3.824 kg/12' 	SEC NO. :- 9321 W.T:- 1.700 kg/12' 
SEC NO. :- 9312 W.T:- 3.500 kg/12' 	

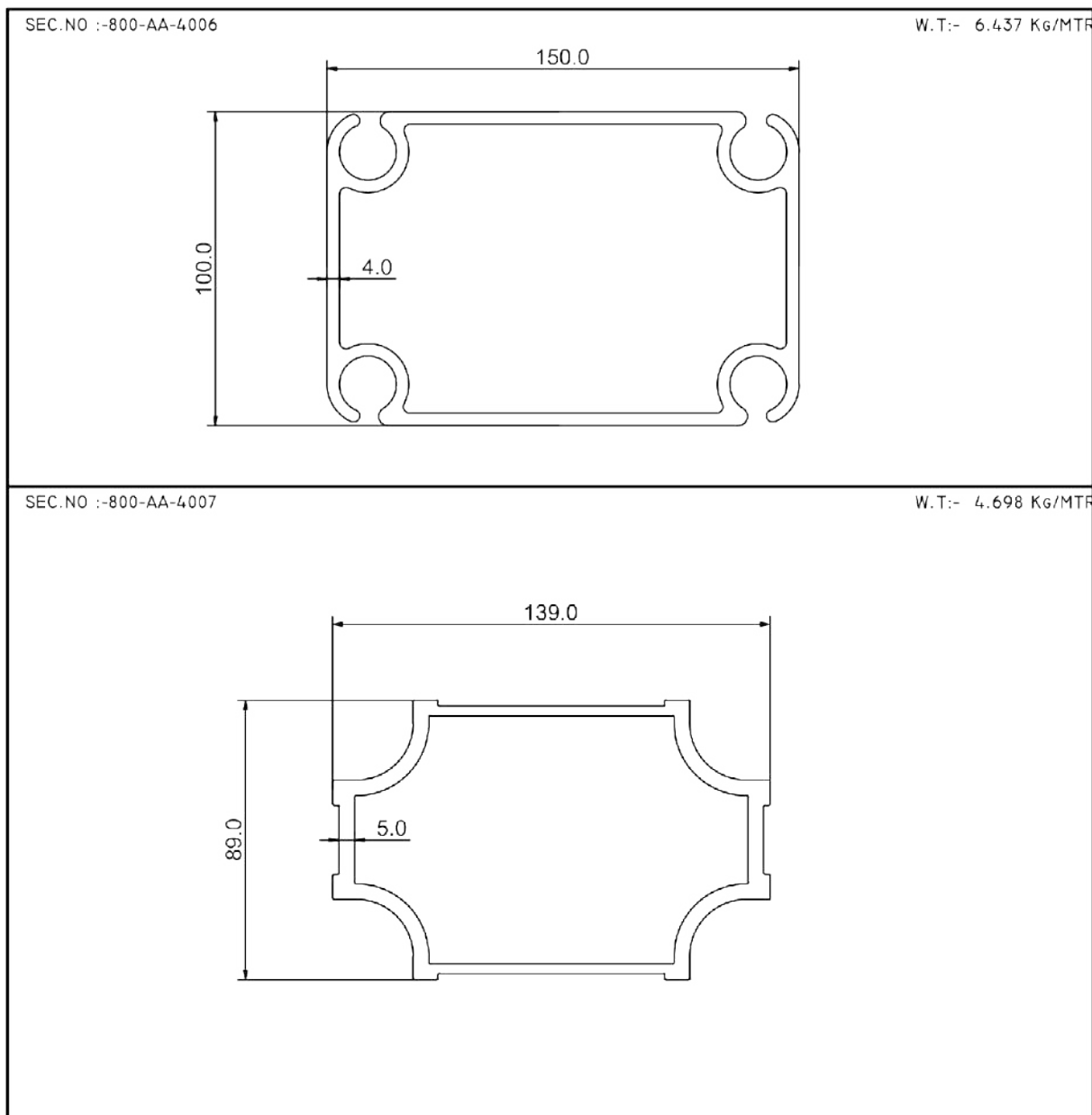
TENT PROFILE



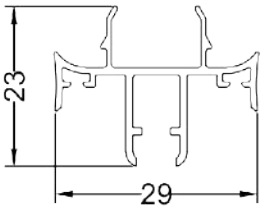
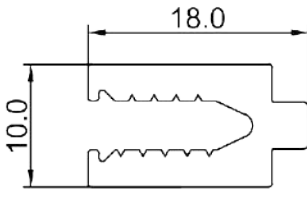
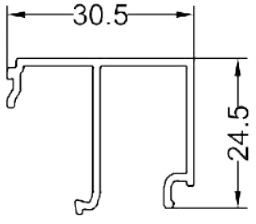
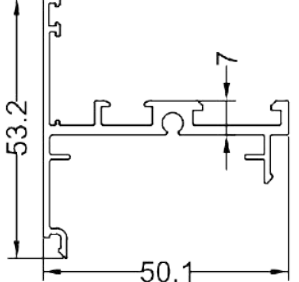
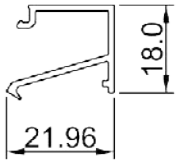
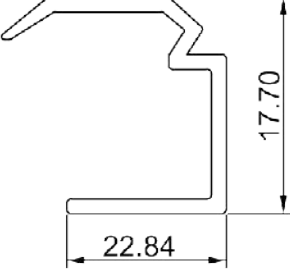
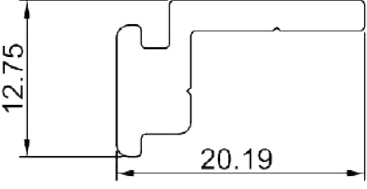
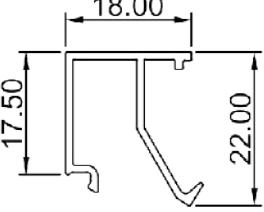
TENT PROFILE



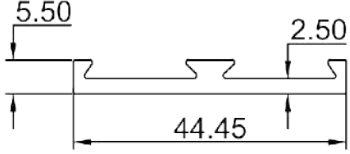
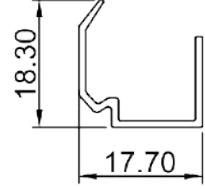
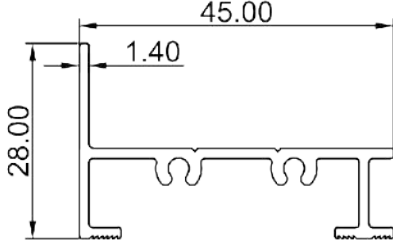
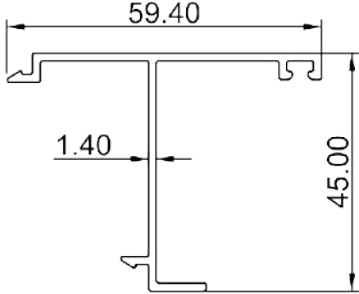
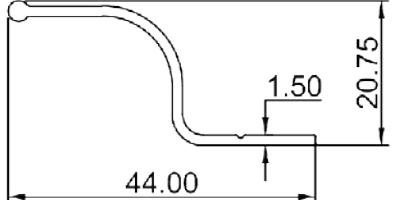
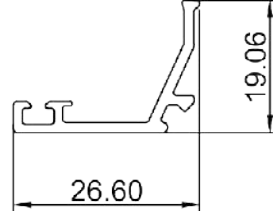
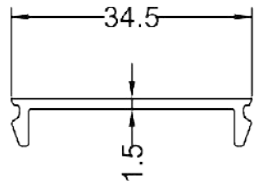
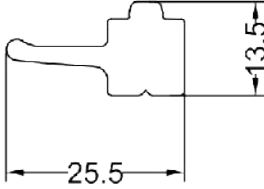
TENT PROFILE



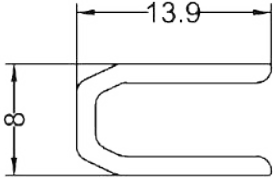
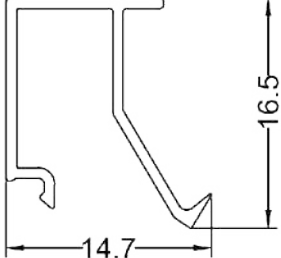
GLAZINGS

<p>SEC NO. :-AA-1001 W.T:- 1.185 kg/12'</p> 	<p>SEC NO. :-AA-1002 W.T:- 1.080kg/12'</p> 
<p>SEC NO. :-AA-1006 W.T:- 1.090 kg/12'</p> 	<p>SEC NO. :-AA-1005 W.T:- 2.490 kg/12'</p> 
<p>SEC NO. :-EF-114 W.T:- 0.767 kg/12'</p> 	<p>SEC NO. :-EI-01 W.T:- 0.554 kg/12'</p> 
<p>SEC NO. :-EF-104 W.T:- 0.900 kg/12'</p> 	<p>SEC NO. :-JP-46 W.T:- 0.680 kg/12'</p> 

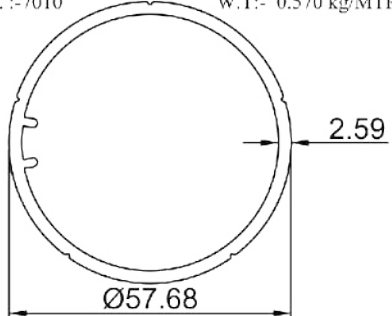
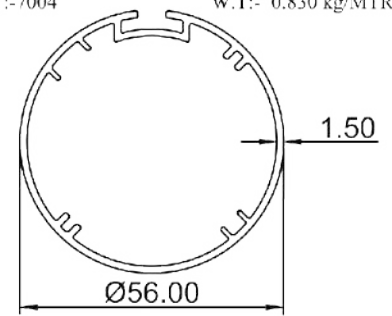
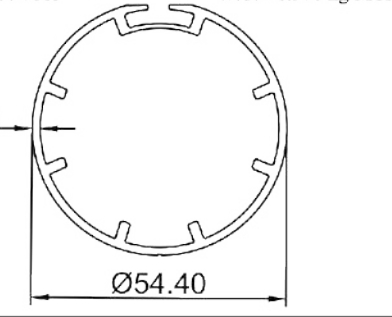
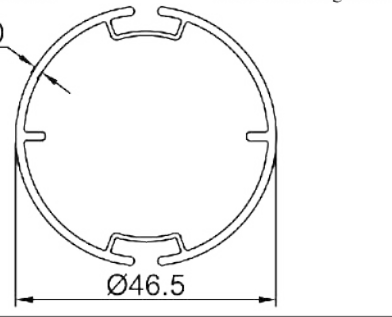
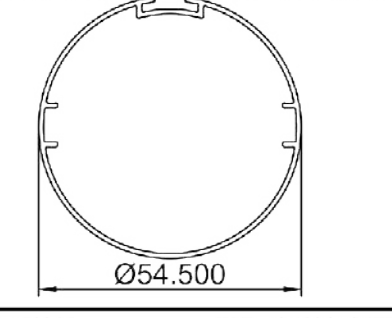
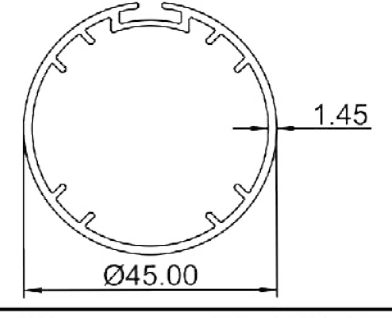
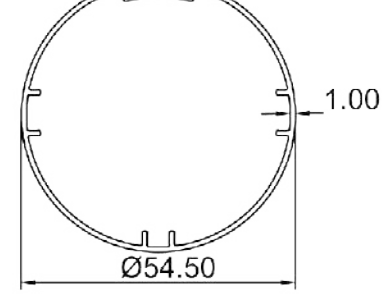
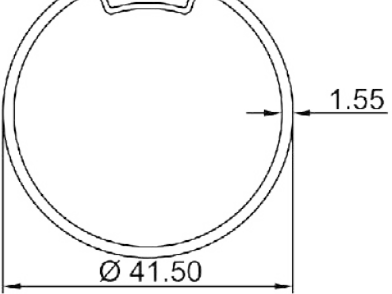
GLAZINGS

<p>SEC NO. :-JP-67 W.T:- 1.420 kg/12'</p> 	<p>SEC NO. :-JP-47 W.T:- 0.470 kg/12'</p> 
<p>SEC NO. :-AA-1007 W.T:- 1.640 kg/12'</p> 	<p>SEC NO. :-AA-1008 W.T:- 1.890 kg/12'</p> 
<p>SEC NO. :-AA-1009 W.T:- 0.860 kg/12'</p> 	<p>SEC NO. :-AA-1010 W.T:- 0.760 kg/12'</p> 
<p>SEC NO. :-AA-1011 W.T:- 0.680 kg/12'</p> 	<p>SEC NO. :-AA-1012 W.T:- 1.690 kg/12'</p> 

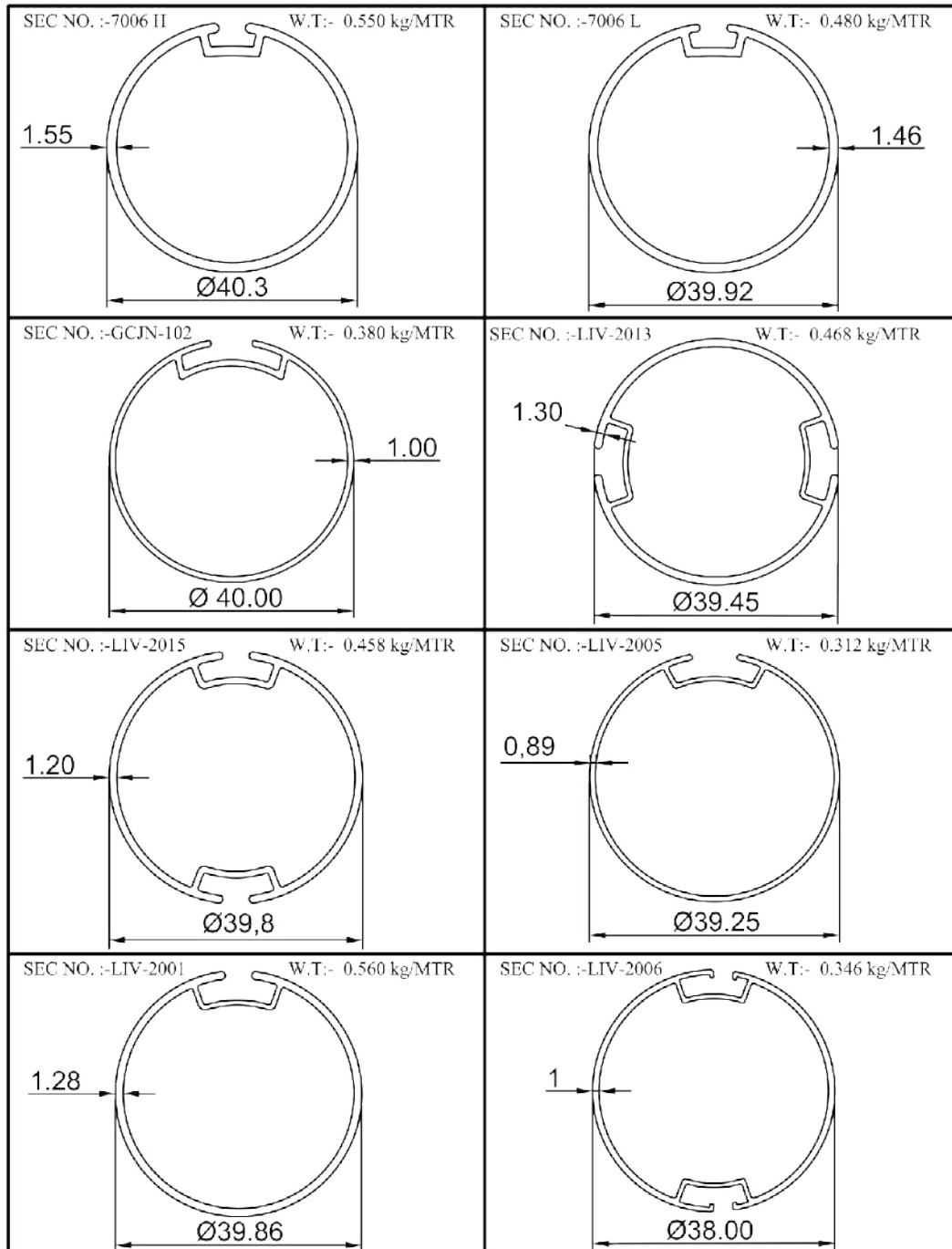
GLAZINGS

SEC NO. :-AA-1013 W.T:- 0.410 kg/12' 	SEC NO. :-AA-008 W.T:- 0.620 kg/12' 
--	--

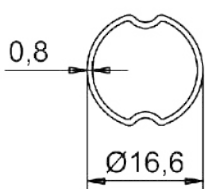
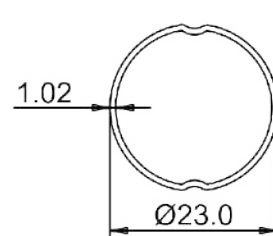
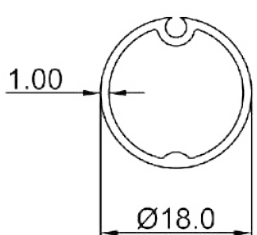
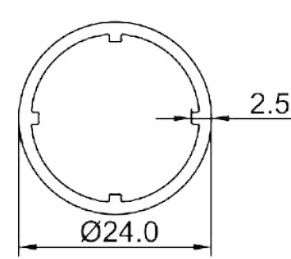
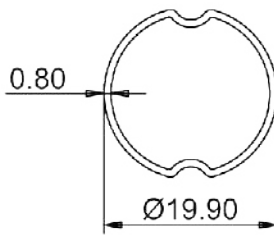
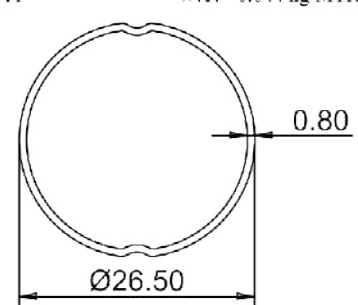
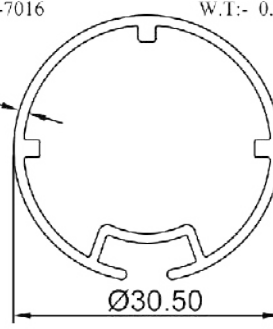
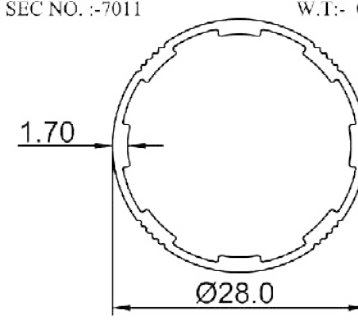
VENETIAN BLINDS

<p>SEC NO. :-7010 W.T:- 0.570 kg/MTR</p>  <p>Ø57.68</p>	<p>SEC NO. :-7004 W.T:- 0.830 kg/MTR</p>  <p>Ø56.00</p>
<p>SEC NO. :-7015 W.T:- 0.970 kg/MTR</p>  <p>Ø54.40</p>	<p>SEC NO. :-7012 W.T:- 0.340 kg/MTR</p>  <p>Ø46.5</p>
<p>SEC NO. :-GCJN-106 W.T:- 0.540 kg/MTR</p>  <p>Ø54.500</p>	<p>SEC NO. :-7003 W.T:- 0.630 kg/MTR</p>  <p>Ø45.00</p>
<p>SEC NO. :-7006 L W.T:- 0.480 kg/MTR</p>  <p>Ø54.50</p>	<p>SEC NO. :-7013 W.T:- 0.550 kg/MTR</p>  <p>Ø 41.50</p>

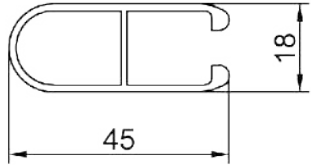
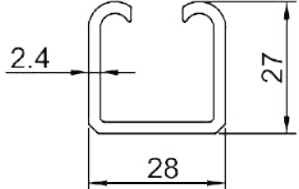
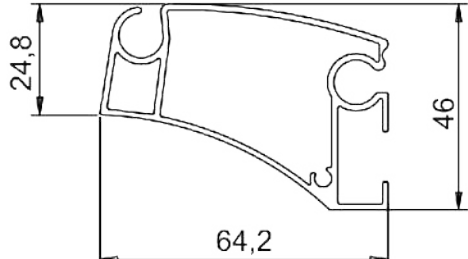
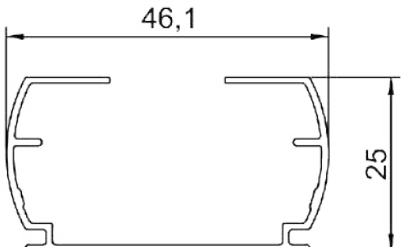
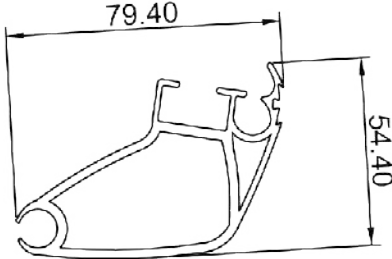
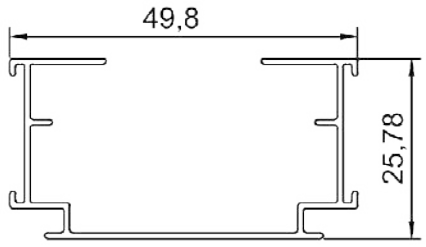
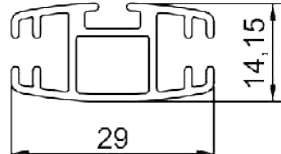
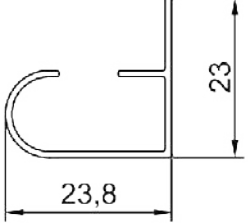
VENETIAN BLINDS



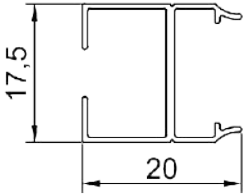
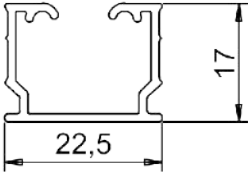
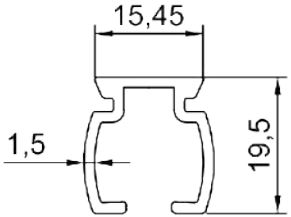
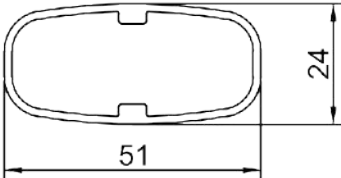
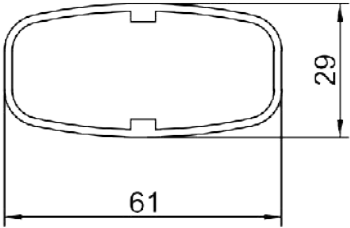
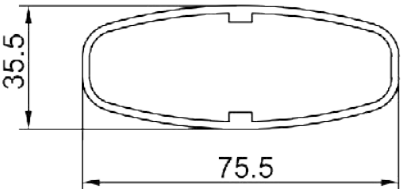
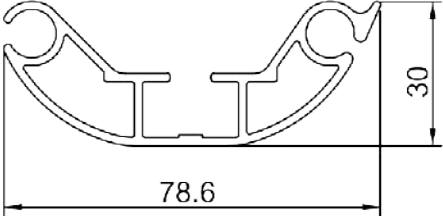
VENETIAN BLINDS

<p>SEC NO. :-6114 W.T:- 0.406 kg/MTR</p>  <p style="text-align: center;">Ø16,6</p>	<p>SEC NO. :-6113 W.T:- 0.558 kg/MTR</p>  <p style="text-align: center;">Ø23.0</p>
<p>SEC NO. :-6066 W.T:- 0.160 kg/MTR</p>  <p style="text-align: center;">Ø18.0</p>	<p>SEC NO. :-LIV-2010 W.T:- 0.302 kg/MTR</p>  <p style="text-align: center;">Ø24.0</p>
<p>SEC NO. :-6113 W.T:- 0.490 kg/MTR</p>  <p style="text-align: center;">Ø19.90</p>	<p>SEC NO. :-6111 W.T:- 0.644 kg/MTR</p>  <p style="text-align: center;">Ø26.50</p>
<p>SEC NO. :-7016 W.T:- 0.360 kg/MTR</p>  <p style="text-align: center;">Ø30.50</p>	<p>SEC NO. :-7011 W.T:- 0.280 kg/MTR</p>  <p style="text-align: center;">Ø28.0</p>


VENETIAN BLINDS

<p>SEC NO. :-9321 W.T:- 0.470 kg/MTR</p> 	<p>SEC NO. :-6006 W.T:- 0.560 kg/MTR</p> 
<p>SEC NO. :-9312 W.T:- 0.960 kg/MTR</p> 	<p>SEC NO. :-VS-8105 W.T:- 0.340 kg/MTR</p> 
<p>SEC NO. :-9311 W.T:- 0.900 kg/MTR</p> 	<p>SEC NO. :-VS-8110 W.T:- 0.345 kg/MTR</p> 
<p>SEC NO. :-7012 W.T:- 0.340 kg/MTR</p> 	<p>SEC NO. :-VS-8140 W.T:- 0.740 kg/MTR</p> 

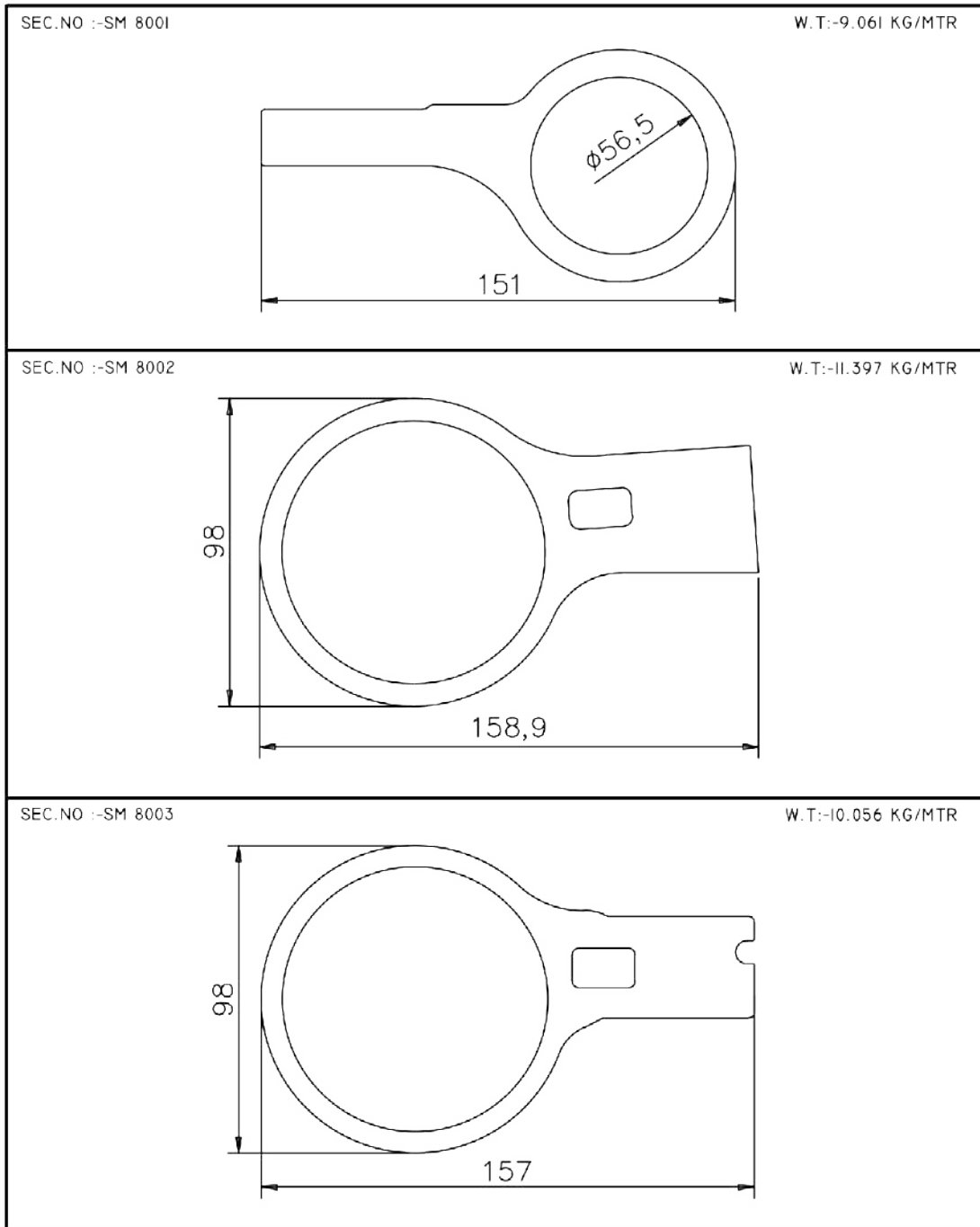
VENETIAN BLINDS

<p>SEC NO. :-VS-8142 W.T:- 0.130 kg/MTR</p> 	<p>SEC NO. :-VS-8135 W.T:- 0.210 kg/MTR</p> 
<p>SEC NO. :-VS-8145 W.T:- 0.280 kg/MTR</p> 	<p>SEC NO. :-9301 W.T:- 0.740 kg/MTR</p> 
<p>SEC NO. :-9302 W.T:- 0.880 kg/MTR</p> 	<p>SEC NO. :-9303 W.T:- 1.010 kg/MTR</p> 
<p>SEC NO. :-9310 W.T:- 1.080 kg/MTR</p> 	

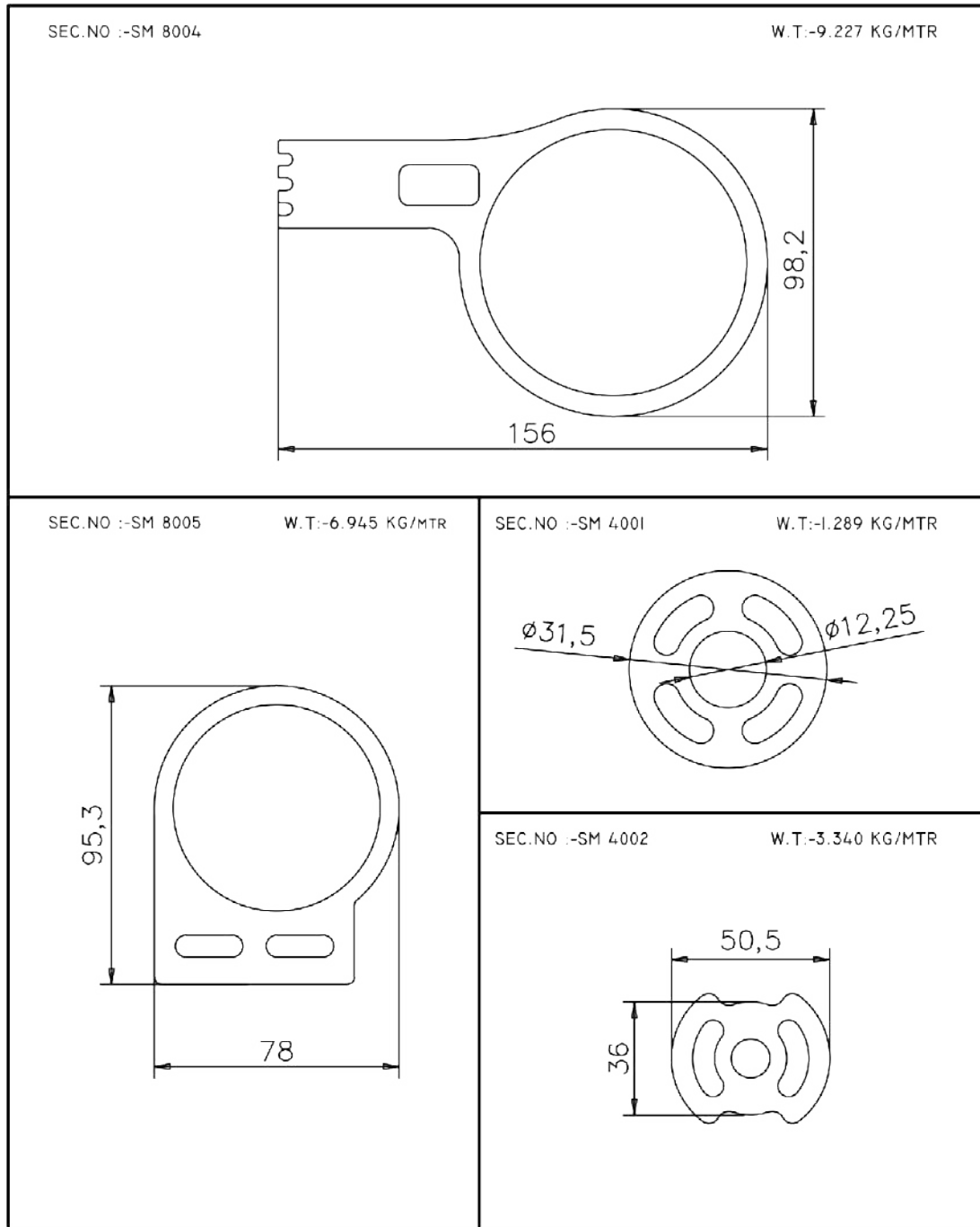
Transportation & **Automotive**



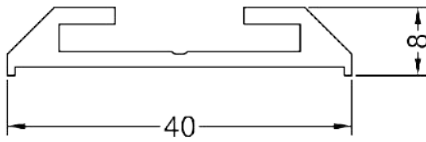
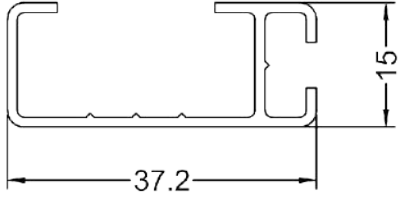
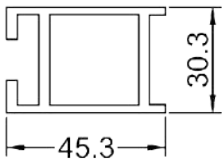
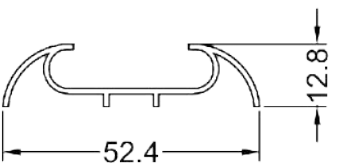
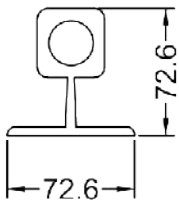
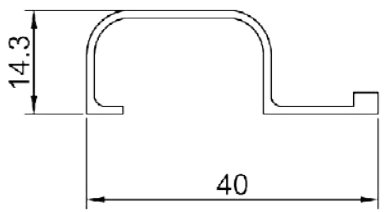
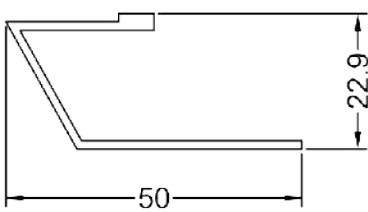
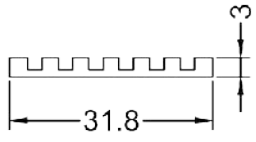
AUTOMOBILE SECTION



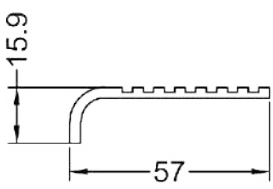
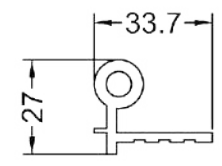
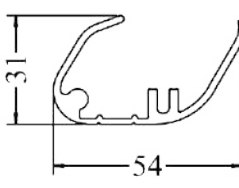
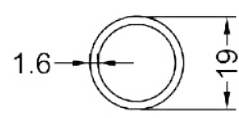
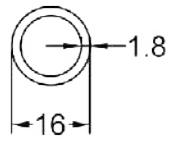
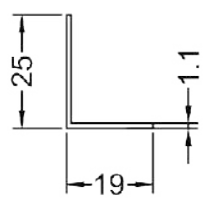
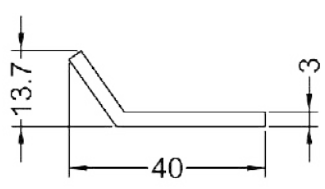
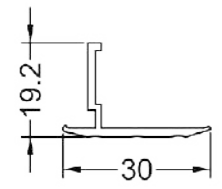
AUTOMOBILE SECTION



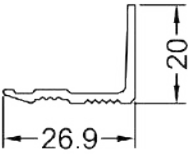
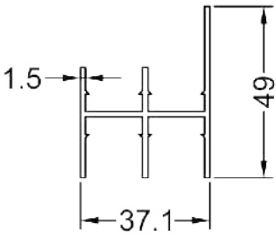
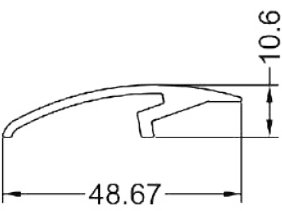
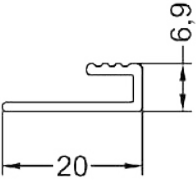
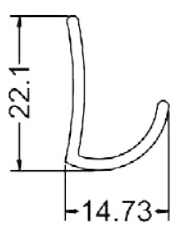
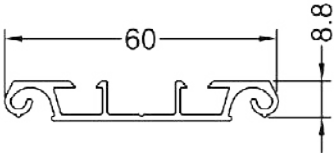
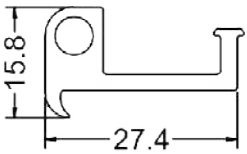
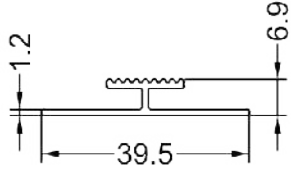
BUS BODY SECTION

<p>SEC NO. :- 8016 W.T:- 1.300 Kg/12'</p> 	<p>SEC NO. :- 8017 W.T:- 1.025 Kg/12'</p> 
<p>SEC NO. :- 8018 W.T:- 4.00 Kg/12'</p> 	<p>SEC NO. :- 8019 W.T:- 1.050 Kg/12'</p> 
<p>SEC NO. :- 8020 W.T:- 4.000 Kg/12'</p> 	<p>SEC NO. :- 8021 W.T:- 0.800 Kg/12'</p> 
<p>SEC NO. :- 8022 W.T:- 1.250 Kg/12'</p> 	<p>SEC NO. :- 8023 W.T:- 0.700 Kg/12'</p> 

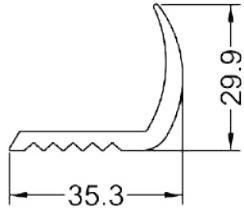
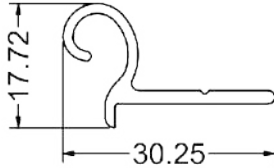
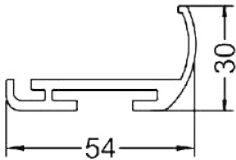
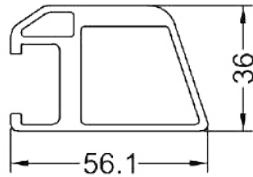
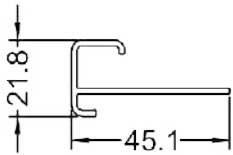
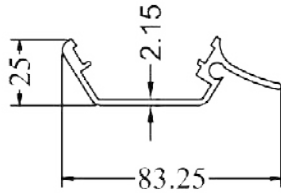
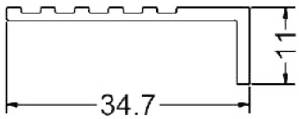
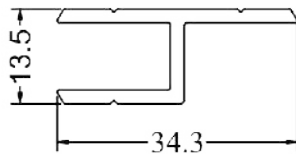
BUS BODY SECTION

SEC NO. :- 8024 W.T:- 1.700 Kg/12' 	SEC NO. :- 8025 W.T:- 2.250 Kg/12' 
SEC NO. :- 8026 W.T:- 2.737 Kg/12' 	SEC NO. :- 3783 W.T:- 0.860 Kg/12' 
SEC NO. :- 3784 W.T:- 0.800 Kg/12' 	SEC NO. :- 3785 W.T:- 0.460 Kg/12' 
SEC NO. :- 3786 W.T:- 1.350 Kg/12' 	SEC NO. :- 3790 W.T:- 0.833 Kg/12' 

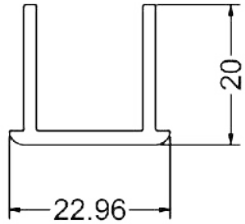
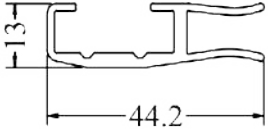
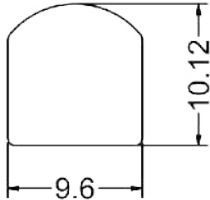
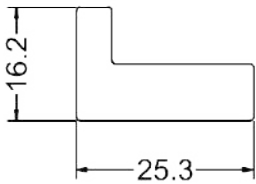
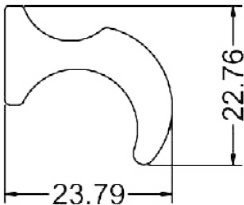
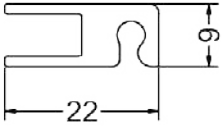
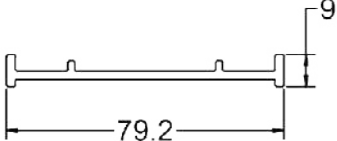
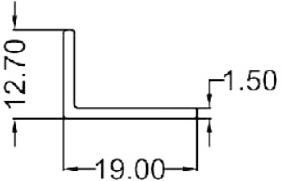
BUS BODY SECTION

SEC NO. :- 3791 W.T:- 0.820 Kg/12' 	SEC NO. :- 3792 W.T:- 2.200 Kg/12' 
SEC NO. :- 3793 W.T:- 1.350 Kg/12' 	SEC NO. :- 3794 W.T:- 0.416 Kg/12' 
SEC NO. :- 3795 W.T:- 0.611 Kg/12' 	SEC NO. :- 3796 W.T:- 1.690 Kg/12' 
SEC NO. :- 3797 W.T:- 1.398 Kg/12' 	SEC NO. :- 3798 W.T:- 0.720 Kg/12' 

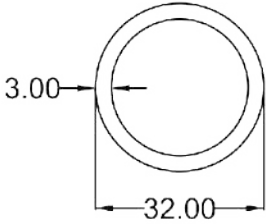
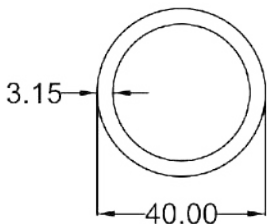
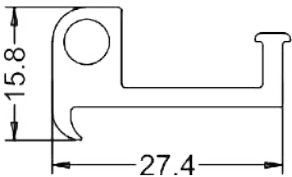
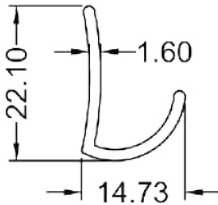
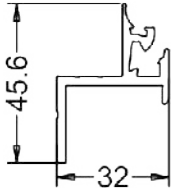
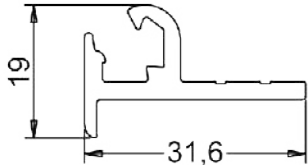
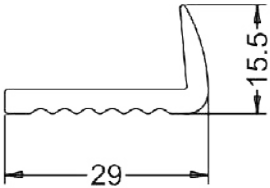
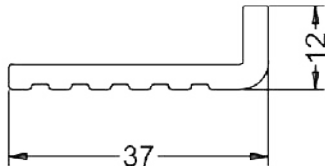
BUS BODY SECTION

SEC NO. :- 3799 W.T:- 1.820 Kg/12' 	SEC NO. :- 3800 W.T:- 0.860 Kg/12' 
SEC NO. :- 3801 W.T:- 3.000 Kg/12' 	SEC NO. :- 3802 W.T:- 5.720 Kg/12' 
SEC NO. :- 3803 W.T:- 1.330 Kg/12' 	SEC NO. :- 3804 W.T:- 3.200 Kg/12' 
SEC NO. :- 3805 W.T:- 0.685 Kg/12' 	SEC NO. :- 3806 W.T:- 1.165 Kg/12' 

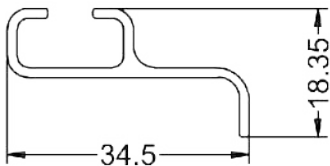
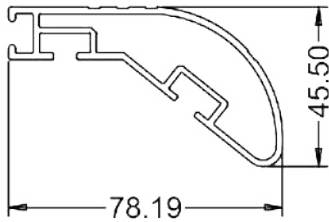
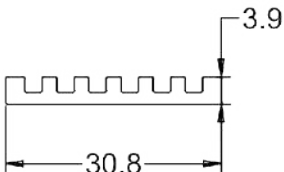
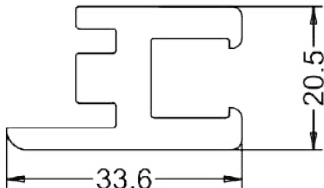
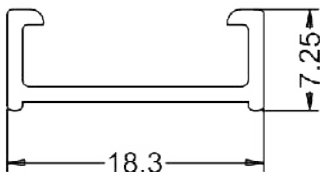
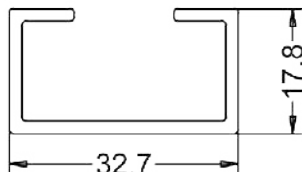
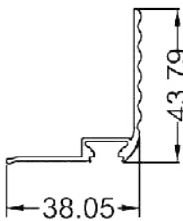
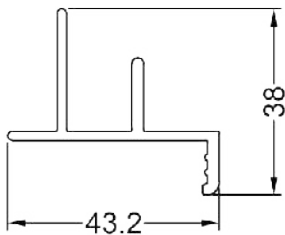
BUS BODY SECTION

<p>SEC NO. :- 3807 W.T:- 1.077 Kg/12'</p> 	<p>SEC NO. :- 3808 W.T:- 1.658 Kg/12'</p> 
<p>SEC NO. :- 3809 W.T:- 0.870 Kg/12'</p> 	<p>SEC NO. :- 3810 W.T:- 2.400 Kg/12'</p> 
<p>SEC NO. :- 3811 W.T:- 2.060 Kg/12'</p> 	<p>SEC NO. :- 3812 W.T:- 1.100 Kg/12'</p> 
<p>SEC NO. :- 3813 W.T:- 2.300 Kg/12'</p> 	<p>SEC NO. :- 1851 A-14061 W.T:- 0.450 Kg/12'</p> 

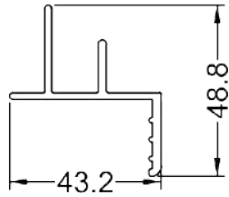
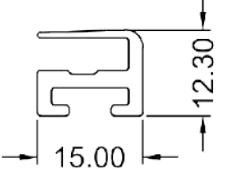
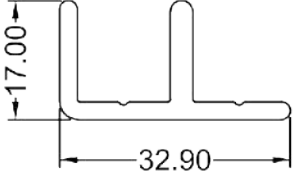
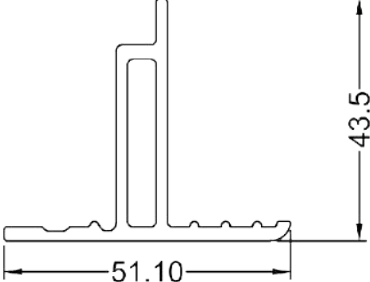
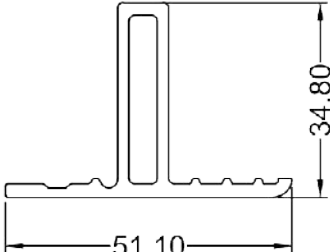
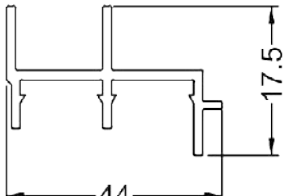
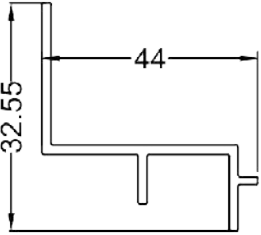
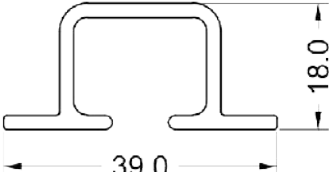
BUS BODY SECTION

<p>SEC NO. :- P1687 W.T:- 2.700 Kg/12'</p> 	<p>SEC NO. :- P1700 B W.T:- 3.603 Kg/12'</p> 
<p>SEC NO. :- A2/1105 W.T:- 1.398 Kg/12'</p> 	<p>SEC NO. :- 3795 W.T:- 0.611 Kg/12'</p> 
<p>SEC NO. :- 3832/14057 W.T:- 2.300 Kg/12'</p> 	<p>SEC NO. :- 3833/14056 W.T:- 1.400 Kg/12'</p> 
<p>SEC NO. :- 3834/14054 W.T:- 1.190 Kg/12'</p> 	<p>SEC NO. :- 3835/14031 W.T:- 1.450 Kg/12'</p> 

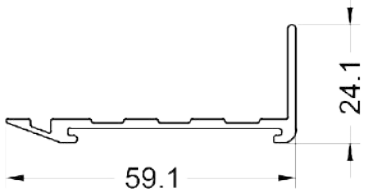
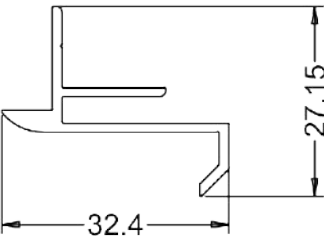
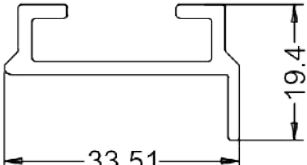
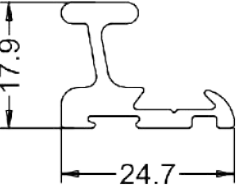
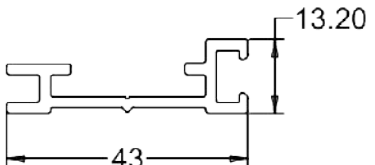
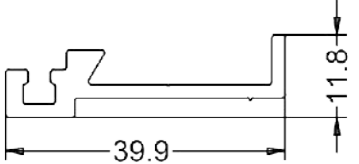
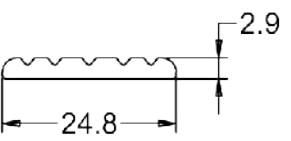
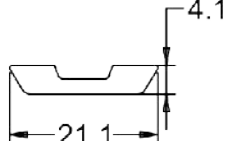
BUS BODY SECTION

<p>SEC NO. :- 3836 W.T:- 0.900 Kg/12'</p> 	<p>SEC NO. :- 3837/14058 W.T:- 4.315 Kg/12'</p> 
<p>SEC NO. :- 3838/14063 W.T:- 0.862 Kg/12'</p> 	<p>SEC NO. :- 3839 W.T:- 3.270 Kg/12'</p> 
<p>SEC NO. :- 3840/14062 W.T:- 0.360 Kg/12'</p> 	<p>SEC NO. :- 3841/14064 W.T:- 0.630 Kg/12'</p> 
<p>SEC NO. :- 3842 W.T:- 1.282 Kg/12'</p> 	<p>SEC NO. :- 3843 W.T:- 1.865 Kg/12'</p> 

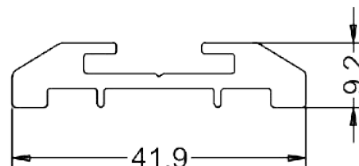
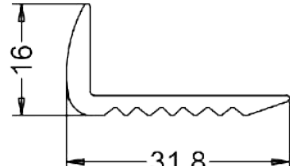
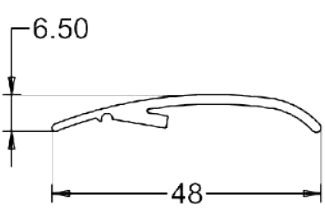
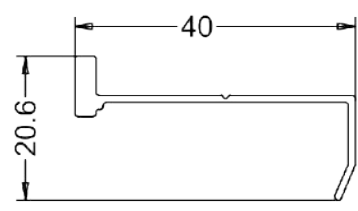
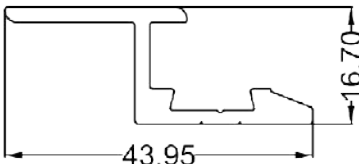
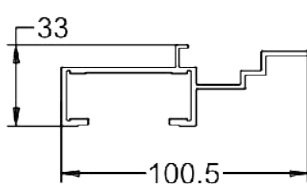
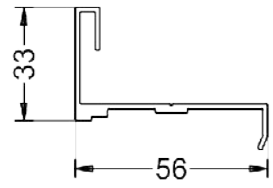
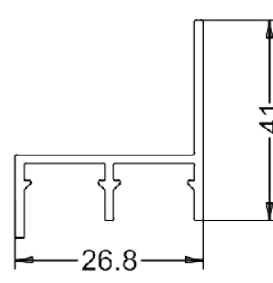
BUS BODY SECTION

<p>SEC NO. :- 3844 W.T:- 2.140 Kg/12'</p> 	<p>SEC NO. :- 3845 W.T:- 0.800 Kg/12'</p> 
<p>SEC NO. :- 3846 W.T:- 1.580 Kg/12'</p> 	<p>SEC NO. :- 3847 W.T:- 2.850 Kg/12'</p> 
<p>SEC NO. :- 3848 W.T:- 2.660 Kg/12'</p> 	<p>SEC NO. :- 3849 W.T:- 1.980 Kg/12'</p> 
<p>SEC NO. :- 3850 W.T:- 1.817 Kg/12'</p> 	<p>SEC NO. :- 3851 W.T:- 1.570 Kg/12'</p> 

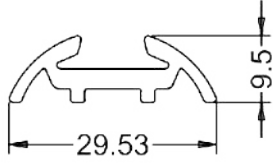
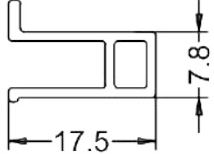
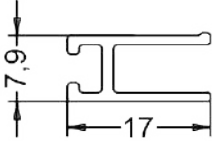
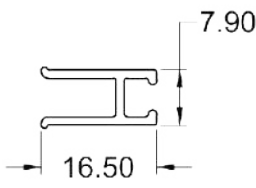
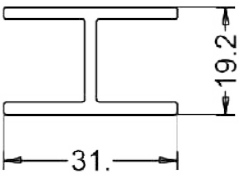
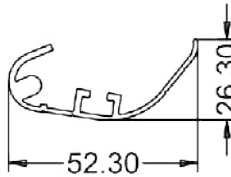
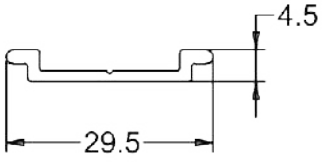
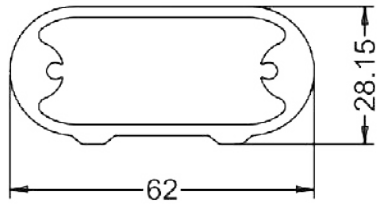
BUS BODY SECTION

<p>SEC NO. :- 3852 W.T:- 1.450 Kg/12'</p> 	<p>SEC NO. :- 3853 W.T:- 4.100 Kg/12'</p> 
<p>SEC NO. :- 3854 W.T:- 1.300 Kg/12'</p> 	<p>SEC NO. :- 3855 W.T:- 1.350 Kg/12'</p> 
<p>SEC NO. :- 3856 W.T:- 1.600 Kg/12'</p> 	<p>SEC NO. :- 3857 W.T:- 1.350 Kg/12'</p> 
<p>SEC NO. :- 3858 W.T:- 0.640 Kg/12'</p> 	<p>SEC NO. :- 3859 W.T:- 0.635 Kg/12'</p> 

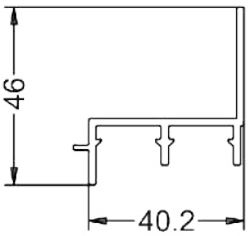
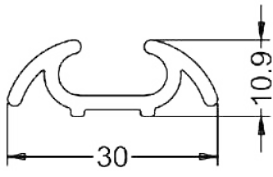
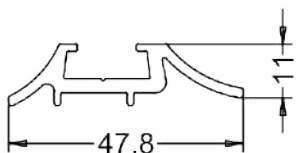
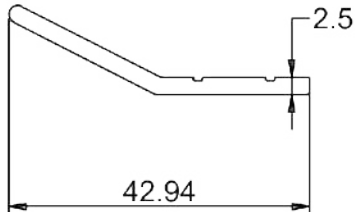
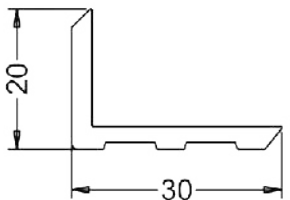
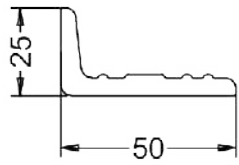
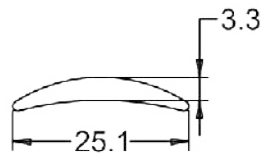
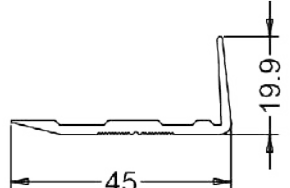
BUS BODY SECTION

<p>SEC NO. :- 3860 W.T:- 1.950 Kg/12'</p> 	<p>SEC NO. :- 3861 W.T:- 1.050 Kg/12'</p> 
<p>SEC NO. :- 3862 W.T:- 0.980 Kg/12'</p> 	<p>SEC NO. :- 3863 W.T:- 0.770 Kg/12'</p> 
<p>SEC NO. :- 3864 W.T:- 1.575 Kg/12'</p> 	<p>SEC NO. :- 3865 W.T:- 3.975 Kg/12'</p> 
<p>SEC NO. :- 3866 W.T:- 1.900 Kg/12'</p> 	<p>SEC NO. :- 3867 W.T:- 1.920 Kg/12'</p> 

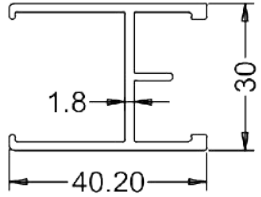
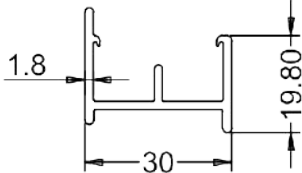
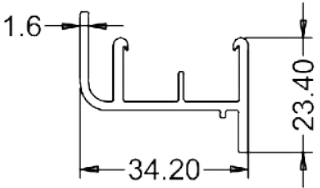
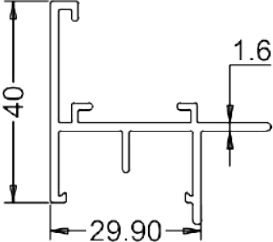
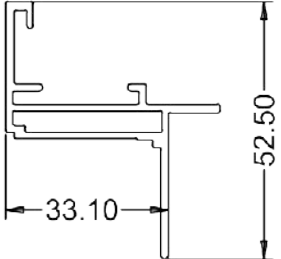
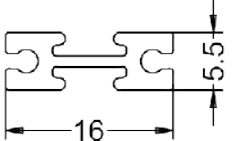
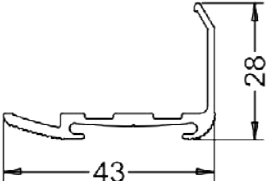
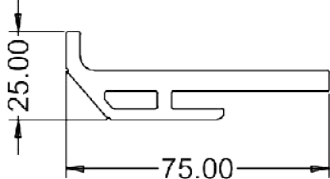
BUS BODY SECTION

<p>SEC NO. :- 3868 W.T:- 1.100 Kg/12'</p> 	<p>SEC NO. :- 3869 W.T:- 0.560 Kg/12'</p> 
<p>SEC NO. :- 3870 W.T:- 0.480 Kg/12'</p> 	<p>SEC NO. :- 3870 A W.T:- 0.470 Kg/12'</p> 
<p>SEC NO. :- 3871 W.T:- 1.650 Kg/12'</p> 	<p>SEC NO. :- 3872 W.T:- 1.875 Kg/12'</p> 
<p>SEC NO. :- 3873 W.T:- 0.557 Kg/12'</p> 	<p>SEC NO. :- 3874 W.T:- 5.050 Kg/12'</p> 

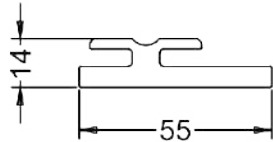
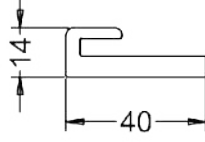
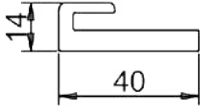
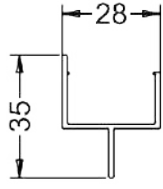
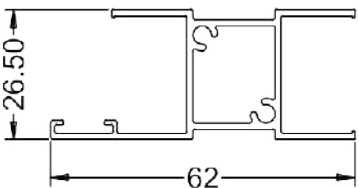
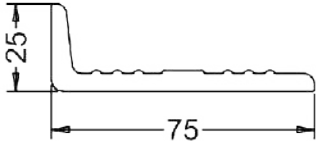
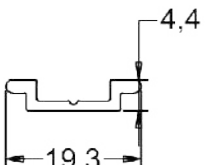
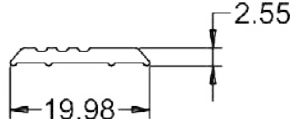
BUS BODY SECTION

<p>SEC NO. :- 3875 W.T:- 2.050 Kg/12'</p> 	<p>SEC NO. :- 3876 W.T:- 1.050 Kg/12'</p> 
<p>SEC NO. :- 3877 W.T:- 1.790 Kg/12'</p> 	<p>SEC NO. :- 3878 W.T:- 1.100 Kg/12'</p> 
<p>SEC NO. :- 3879 W.T:- 1.230 Kg/12'</p> 	<p>SEC NO. :- 3880 W.T:- 3.600 Kg/12'</p> 
<p>SEC NO. :- 3881 W.T:- 0.658 Kg/12'</p> 	<p>SEC NO. :- 3882 W.T:- 1.180 Kg/12'</p> 

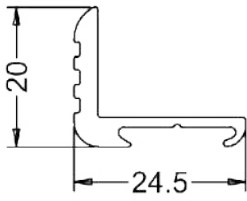
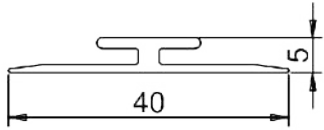
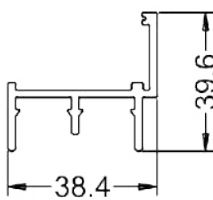
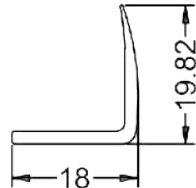
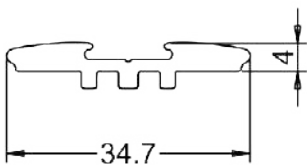
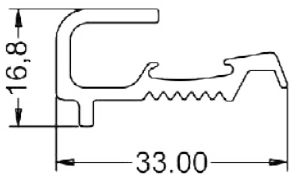
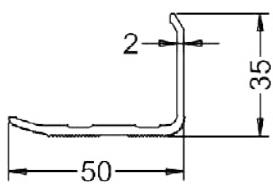
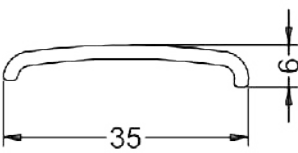
BUS BODY SECTION

<p>SEC NO. :- 3883 W.T:- 2.130 Kg/12'</p> 	<p>SEC NO. :- 3884 W.T:- 1.350 Kg/12'</p> 
<p>SEC NO. :- 3885 B W.T:- 1.630 Kg/12'</p> 	<p>SEC NO. :- 3886 B W.T:- 2.050 Kg/12'</p> 
<p>SEC NO. :- 3887 W.T:- 2.450 Kg/12'</p> 	<p>SEC NO. :- 3888 W.T:- 0.510 Kg/12'</p> 
<p>SEC NO. :- 3889 W.T:- 1.350 Kg/12'</p> 	<p>SEC NO. :- 3890 W.T:- 6.185 Kg/12'</p> 

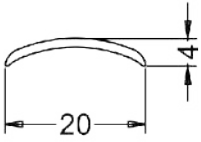
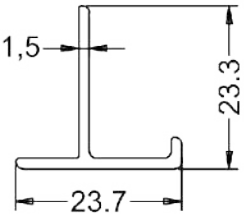
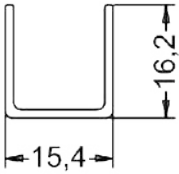
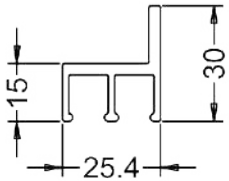
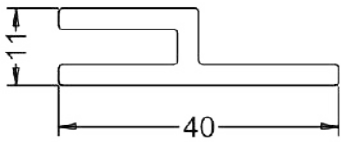
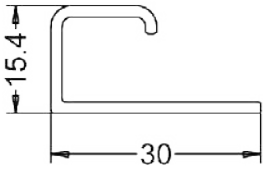
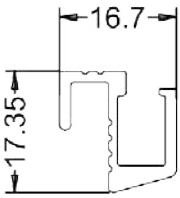
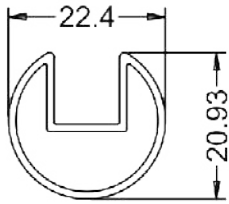
BUS BODY SECTION

<p>SEC NO. :- 3891 W.T:- 4.480 Kg/12'</p> 	<p>SEC NO. :- 3892 W.T:- 3.025 Kg/12'</p> 
<p>SEC NO. :- 3892 W.T:- 3.025 Kg/12'</p> 	<p>SEC NO. :- 3893 W.T:- 1.058 Kg/12'</p> 
<p>SEC NO. :- 3894 W.T:- 2.276 Kg/12'</p> 	<p>SEC NO. :- 3895 W.T:- 4.910 Kg/12'</p> 
<p>SEC NO. :- 3896 W.T:- 0.372 Kg/12'</p> 	<p>SEC NO. :- 3897 W.T:- 0.375 Kg/12'</p> 

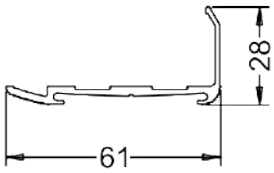
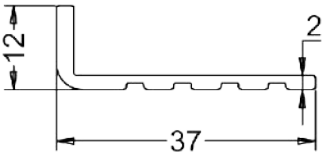
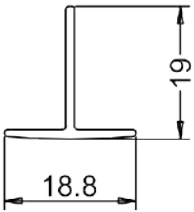
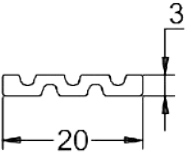
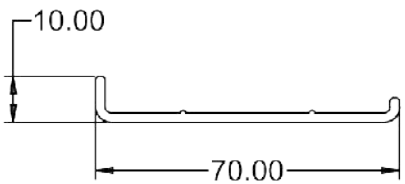
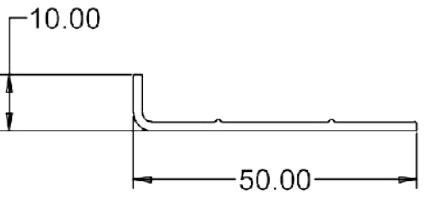
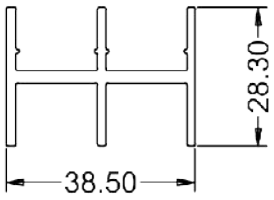
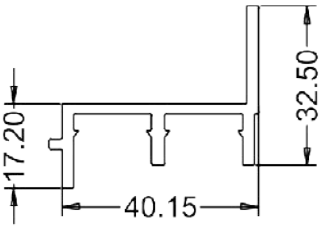
BUS BODY SECTION

<p>SEC NO. :- 3898 W.T:- 0.989 Kg/12'</p> 	<p>SEC NO. :- 3899 W.T:- 0.720 Kg/12'</p> 
<p>SEC NO. :- 3900 W.T:- 2.457 Kg/12'</p> 	<p>SEC NO. :- 3901 W.T:- 0.580 Kg/12'</p> 
<p>SEC NO. :- 3902 W.T:- 1.200 Kg/12'</p> 	<p>SEC NO. :- 3903 W.T:- 1.345 Kg/12'</p> 
<p>SEC NO. :- 3904 W.T:- 1.869 Kg/12'</p> 	<p>SEC NO. :- 3905 W.T:- 0.742 Kg/12'</p> 

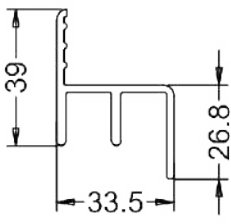
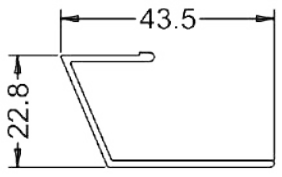
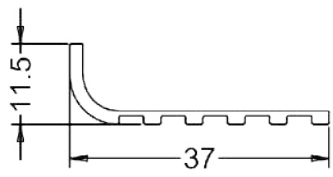
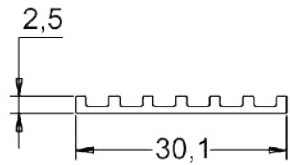
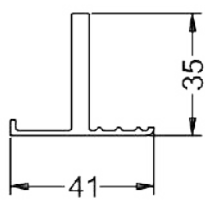
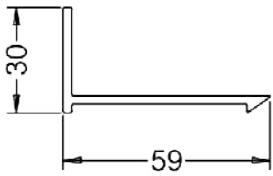
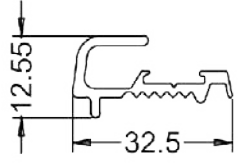
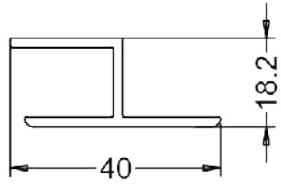
BUS BODY SECTION

<p>SEC NO. :- 3906 W.T:- 0.260 Kg/12'</p> 	<p>SEC NO. :- 3907 W.T:- 0.713 Kg/12'</p> 
<p>SEC NO. :- 3908 W.T:- 0.537 Kg/12'</p> 	<p>SEC NO. :- 3909 W.T:- 1.829 Kg/12'</p> 
<p>SEC NO. :- 3910 W.T:- 1.924 Kg/12'</p> 	<p>SEC NO. :- 3911 W.T:- 0.912 Kg/12'</p> 
<p>SEC NO. :- 3912 W.T:- 0.850 Kg/12'</p> 	<p>SEC NO. :- 3913 W.T:- 1.850 Kg/12'</p> 

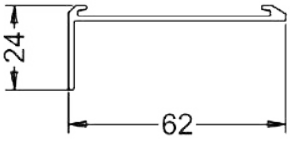
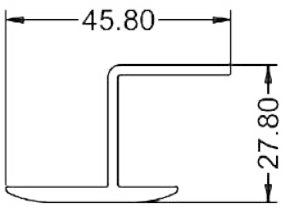
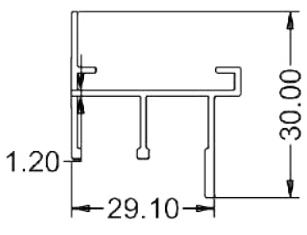
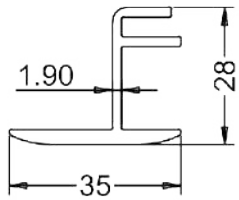
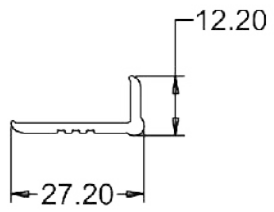
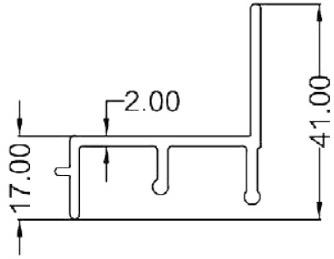
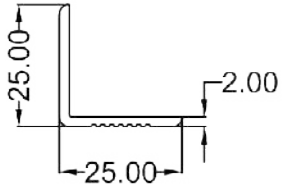
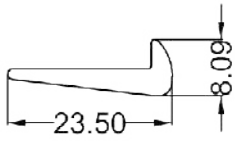
BUS BODY SECTION

<p>SEC NO. :- 3914 W.T:- 1.740 Kg/12'</p> 	<p>SEC NO. :- 3915 W.T:- 0.848 Kg/12'</p> 
<p>SEC NO. :- 3916 W.T:- 0.448 Kg/12'</p> 	<p>SEC NO. :- BM-01/ 3917 W.T:- 0.440 Kg/12'</p> 
<p>SEC NO. :- 3914 W.T:- 1.265 Kg/12'</p> 	<p>SEC NO. :- 3919 W.T:- 0.912 Kg/12'</p> 
<p>SEC NO. :- 3920 W.T:- 2.350 Kg/12'</p> 	<p>SEC NO. :- 3921 W.T:- 2.250 Kg/12'</p> 

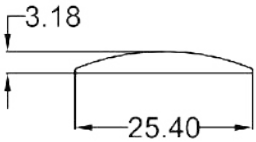
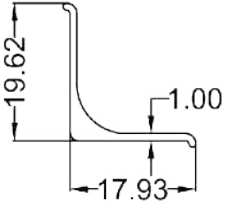
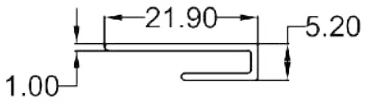
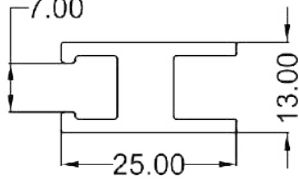
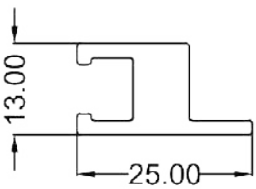
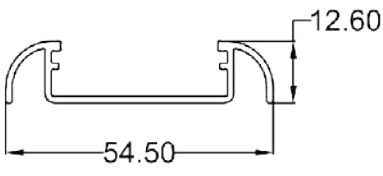
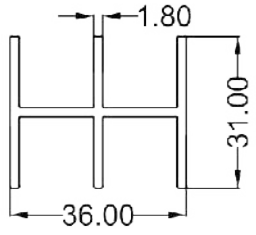
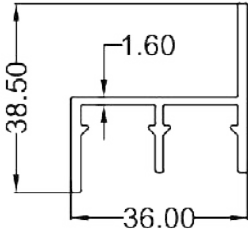
BUS BODY SECTION

<p>SEC NO. :- 3922 W.T:- 2.475 Kg/12'</p> 	<p>SEC NO. :- 3923 W.T:- 0.975 Kg/12'</p> 
<p>SEC NO. :- 3924 W.T:- 0.618 Kg/12'</p> 	<p>SEC NO. :- 3925 W.T:- 0.454 Kg/12'</p> 
<p>SEC NO. :- 3926 W.T:- 2.393 Kg/12'</p> 	<p>SEC NO. :- 3927/ 14069 W.T:- 2.072 Kg/12'</p> 
<p>SEC NO. :- 3928 W.T:- 1.260 Kg/12'</p> 	<p>SEC NO. :- 3929 W.T:- 1.473 Kg/12'</p> 

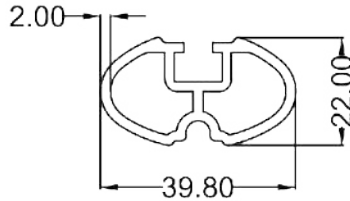
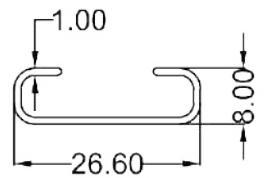
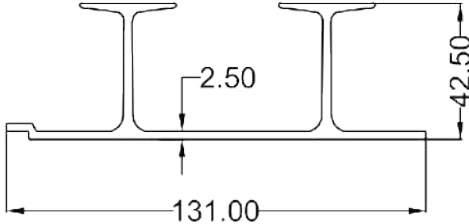
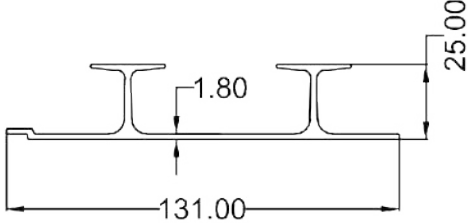
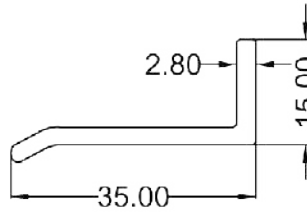
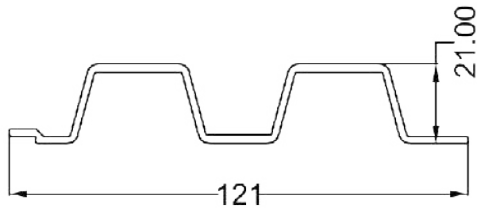
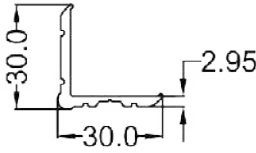
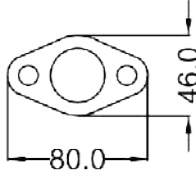
BUS BODY SECTION

<p>SEC NO. :- 3930 W.T:- 1.371 Kg/12'</p> 	<p>SEC NO. :- 3931 W.T:- 1.940 Kg/12'</p> 
<p>SEC NO. :- 3932 W.T:- 1.400 Kg/12'</p> 	<p>SEC NO. :- 3933 W.T:- 1.820 Kg/12'</p> 
<p>SEC NO. :- 3934 W.T:- 0.730 Kg/12'</p> 	<p>SEC NO. :- 3935 W.T:- 2.100 Kg/12'</p> 
<p>SEC NO. :- 3936 W.T:- 0.890 Kg/12'</p> 	<p>SEC NO. :- 3937 W.T:- 0.718 Kg/12'</p> 

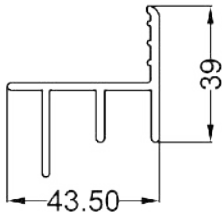
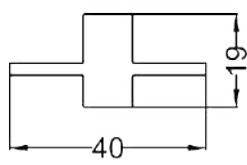
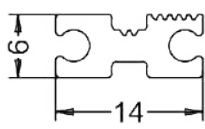
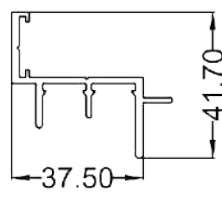
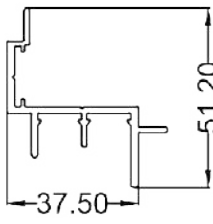
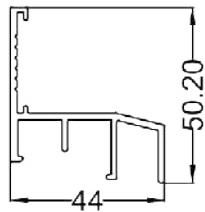
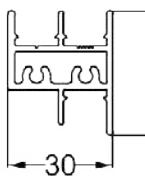
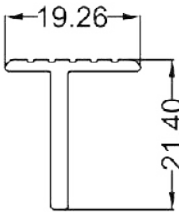
BUS BODY SECTION

<p>SEC NO. :- 3938 W.T:- 0.590 Kg/12'</p> 	<p>SEC NO. :- 3939 W.T:- 0.470 Kg/12'</p> 
<p>SEC NO. :- 3940 W.T:- 0.354 Kg/12'</p> 	<p>SEC NO. :- 3941 W.T:- 1.737 Kg/12'</p> 
<p>SEC NO. :- 3942 W.T:- 1.560 Kg/12'</p> 	<p>SEC NO. :- 3948 W.T:- 1.280 Kg/12'</p> 
<p>SEC NO. :- 3949 W.T:- 2.250 Kg/12'</p> 	<p>SEC NO. :- 3950 W.T:- 1.860 Kg/12'</p> 

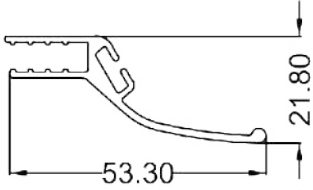
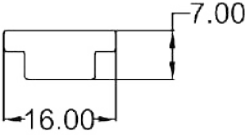
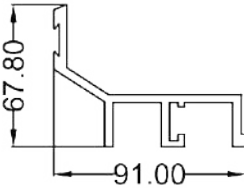
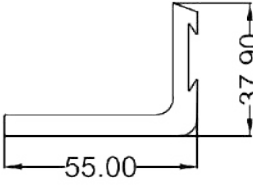
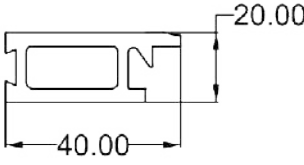
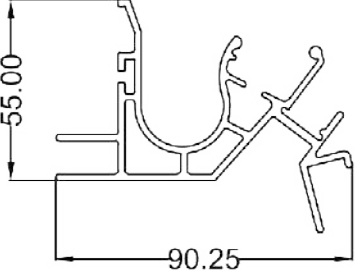
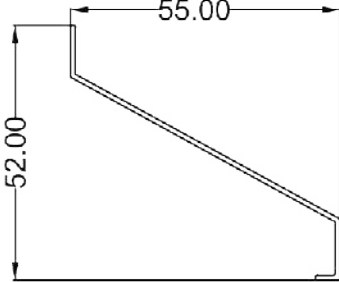
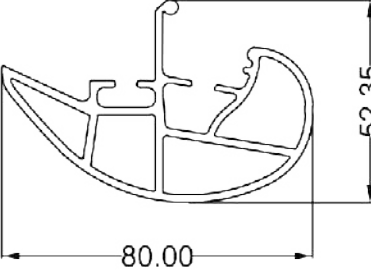
BUS BODY SECTION

<p>SEC NO. :- 3951 W.T:- 2.450 Kg/12'</p> 	<p>SEC NO. :- 3952 W.T:- 0.470 Kg/12'</p> 
<p>SEC NO. :- 3953 W.T:- 6.820 Kg/12'</p> 	<p>SEC NO. :- 3954 W.T:- 4.380 Kg/12'</p> 
<p>SEC NO. :- 3955 W.T:- 1.220 Kg/12'</p> 	<p>SEC NO. :- 3956 W.T:- 3.500 Kg/12'</p> 
<p>SEC NO. :- 3957 W.T:- 1.425 Kg/12'</p> 	<p>SEC NO. :- 3958 W.T:- 15.80 Kg/12'</p> 

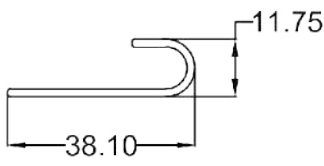
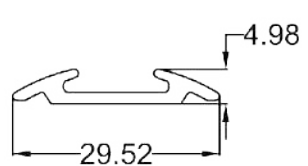
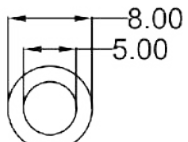
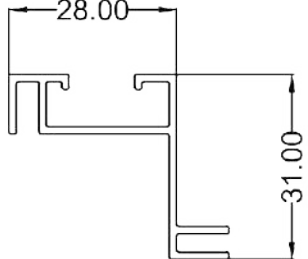
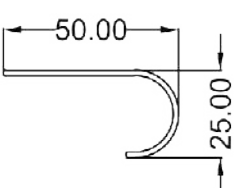
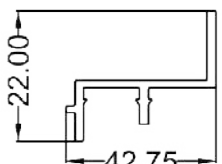
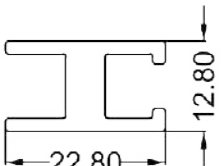
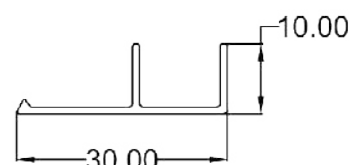
BUS BODY SECTION

SEC NO. :- 3959 W.T:- 2.636 Kg/12' 	SEC NO. :- 3960 W.T:- 2.617 Kg/12' 
SEC NO. :- 3961 W.T:- 0.561 Kg/12' 	SEC NO. :- 3962 W.T:- 2.117 Kg/12' 
SEC NO. :- 3963 W.T:- 2.280 Kg/12' 	SEC NO. :- 3964 W.T:- 2.440 Kg/12' 
SEC NO. :- 3965 W.T:- 2.670 Kg/12' 	SEC NO. :- 3966 W.T:- 0.775 Kg/12' 

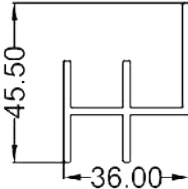
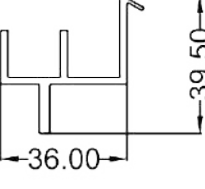
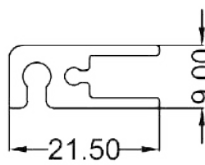
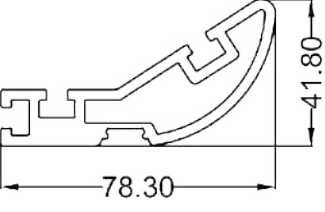
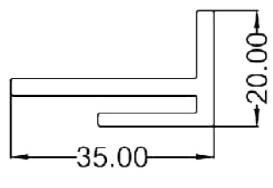
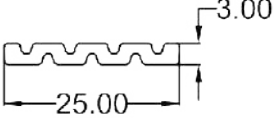
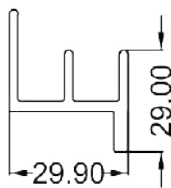
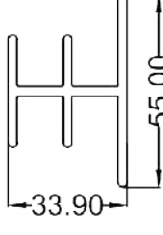
BUS BODY SECTION

<p>SEC NO. :- 3967 W.T:- 1.480 Kg/12'</p> 	<p>SEC NO. :- 3968 W.T:- 0.880 Kg/12'</p> 
<p>SEC NO. :- 3969 W.T:- 7.920 Kg/12'</p> 	<p>SEC NO. :- 3970 W.T:- 5.000 Kg/12'</p> 
<p>SEC NO. :- 3971 W.T:- 4.530 Kg/12'</p> 	<p>SEC NO. :- 3972 W.T:- 7.220 Kg/12'</p> 
<p>SEC NO. :- 3973 W.T:- 0.868 Kg/12'</p> 	<p>SEC NO. :- 3974 W.T:- 6.450 Kg/12'</p> 

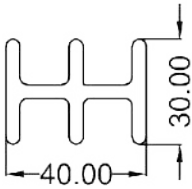
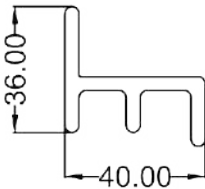
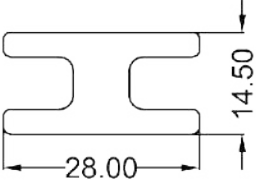
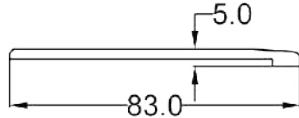
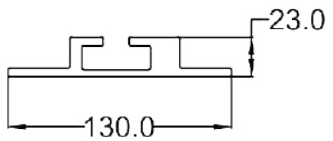
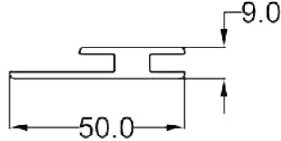
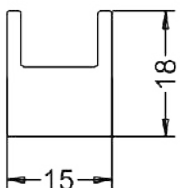
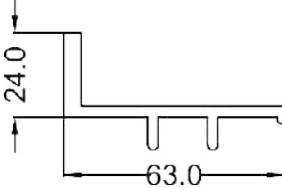
BUS BODY SECTION

<p>SEC NO. :- 3975 W.T:- 0.868 Kg/12'</p> 	<p>SEC NO. :- 3976 W.T:- 0.668 Kg/12'</p> 
<p>SEC NO. :- LW-54159 W.T:- 0.300 Kg/12'</p> 	<p>SEC NO. :- 3985 W.T:- 1.245 Kg/12'</p> 
<p>SEC NO. :- 3986 W.T:- 1.220 Kg/12'</p> 	<p>SEC NO. :-3987 W.T:- 2.000 Kg/12'</p> 
<p>SEC NO. :- 3988 W.T:- 1.370 Kg/12'</p> 	<p>SEC NO. :- 3989 W.T:- 0.480 Kg/12'</p> 

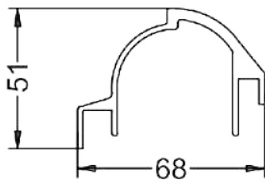
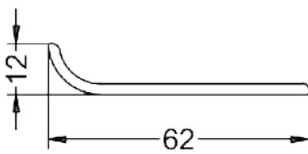
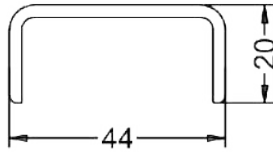
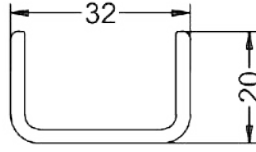
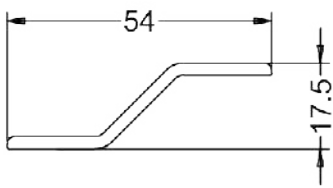
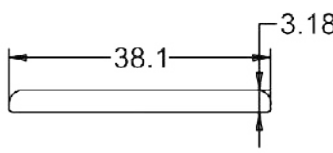
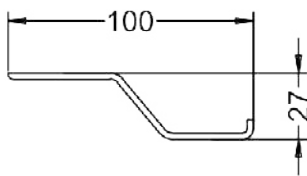
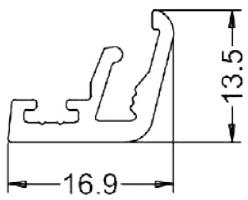
BUS BODY SECTION

SEC NO. :- 3990 W.T:- 2.370 Kg/12' 	SEC NO. :- 3991 W.T:- 2.170 Kg/12' 
SEC NO. :- 3992 W.T:- 1.040 Kg/12' 	SEC NO. :- 3993 W.T:- 7.135 Kg/12' 
SEC NO. :- 3994 W.T:- 1.950 Kg/12' 	SEC NO. :- 4010 W.T:- 0.590 Kg/12' 
SEC NO. :- 4012 W.T:- 2.800 Kg/12' 	SEC NO. :- 4013 W.T:- 3.685 Kg/12' 

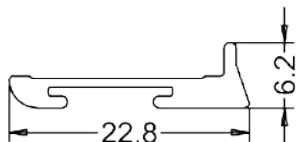
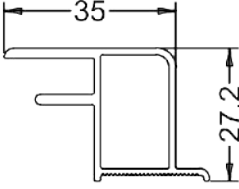
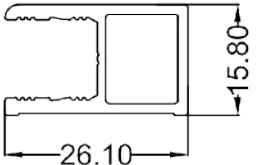
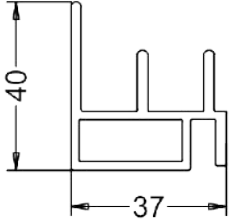
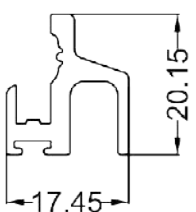
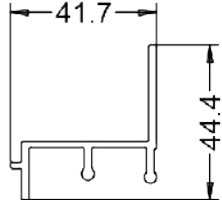
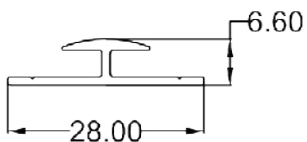
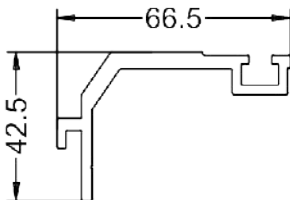
BUS BODY SECTION

<p>SEC NO. :- 4014 AA W.T:- 4.622 Kg/12'</p> 	<p>SEC NO. :- 4015 BB W.T:- 3.910 Kg/12'</p> 
<p>SEC NO. :- 4016 CC W.T:- 2.545 Kg/12'</p> 	<p>SEC NO. :- 4017-LJ 42136 W.T:- 2.520 Kg/12'</p> 
<p>SEC NO. :- 4018-LJ-42150 W.T:- 11.520 Kg/12'</p> 	<p>SEC NO. :- 4019-UN54112 W.T:- 2.056 Kg/12'</p> 
<p>SEC NO. :- 4020 W.T:- 1.800 Kg/12'</p> 	<p>SEC NO. :- 4021 W.T:- 3.485 Kg/12'</p> 

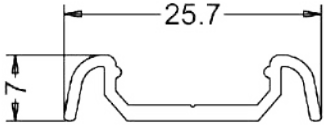
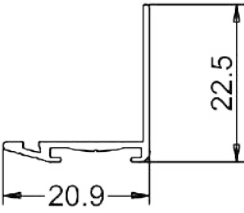
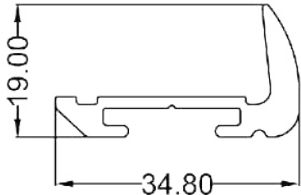
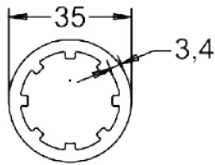
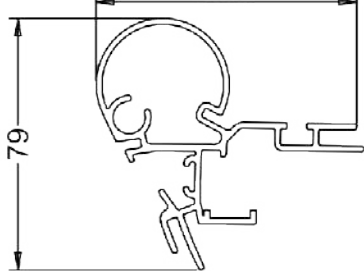
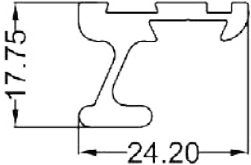
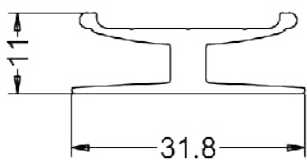
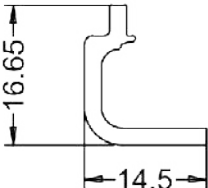
BUS BODY SECTION

<p>SEC NO. :- 4023 W.T:- 4.470 Kg/12'</p> 	<p>SEC NO. :- 4031 W.T:- 1.636 Kg/12'</p> 
<p>SEC NO. :- 4032 W.T:- 1.860 Kg/12'</p> 	<p>SEC NO. :- 4033 W.T:- 1.565 Kg/12'</p> 
<p>SEC NO. :- 4034 W.T:- 1.470 Kg/12'</p> 	<p>SEC NO. :- 4035 W.T:- 1.180 Kg/12'</p> 
<p>SEC NO. :- 4036 W.T:- 2.830 Kg/12'</p> 	<p>SEC NO. :- 4037 W.T:- 0.670 Kg/12'</p> 

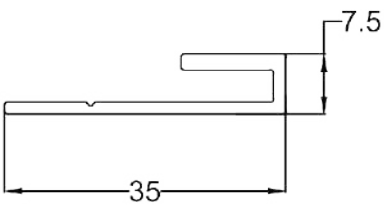
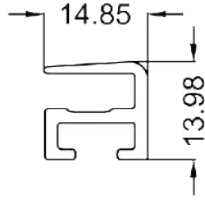
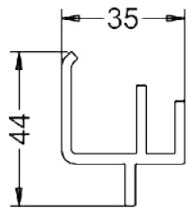
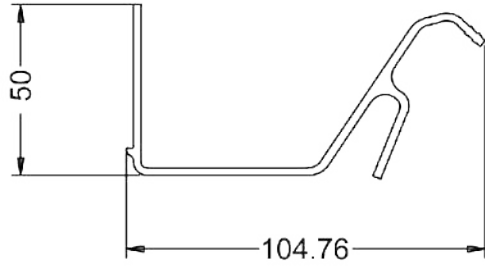
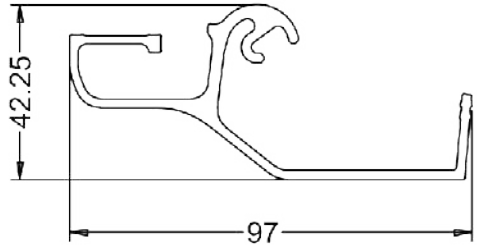
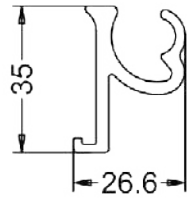
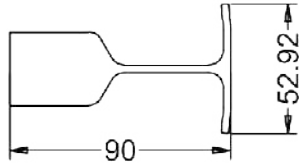
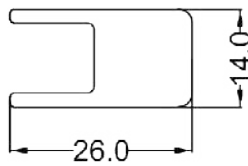
BUS BODY SECTION

<p>SEC NO. :- 4038 W.T:- 0.460 Kg/12'</p> 	<p>SEC NO. :- 4039 W.T:- 1.800 Kg/12'</p> 
<p>SEC NO. :- 4040 W.T:- 1.225 Kg/12'</p> 	<p>SEC NO. :- 4041 W.T:- 3.300 Kg/12'</p> 
<p>SEC NO. :- 4042 W.T:- 1.179 Kg/12'</p> 	<p>SEC NO. :- 4043 W.T:- 2.101 Kg/12'</p> 
<p>SEC NO. :- 4044 W.T:- 0.525 Kg/12'</p> 	<p>SEC NO. :- 4045 W.T:- 4.400 Kg/12'</p> 

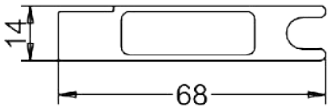
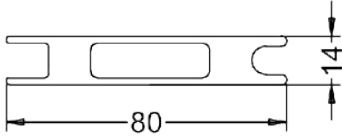
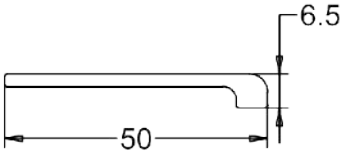
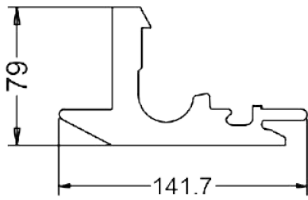
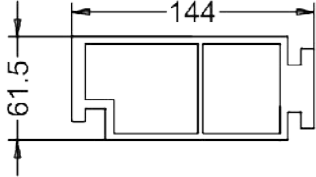
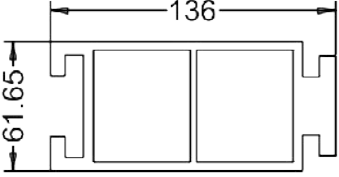
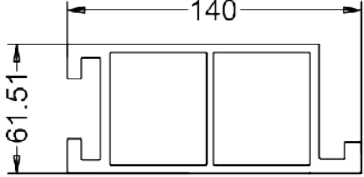
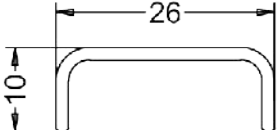
BUS BODY SECTION

<p>SEC NO. :- 4046 W.T:- 0.600 Kg/12'</p> 	<p>SEC NO. :- 4047 W.T:- 1.880 Kg/12'</p> 
<p>SEC NO. :- 4048 W.T:- 1.540 Kg/12'</p> 	<p>SEC NO. :- 4049 W.T:- 3.805 Kg/12'</p> 
<p>SEC NO. :- 4050 W.T:- 6.441 Kg/12'</p> 	<p>SEC NO. :- 4051 W.T:- 1.297 Kg/12'</p> 
<p>SEC NO. :- 4052 W.T:- 1.159 Kg/12'</p> 	<p>SEC NO. :- 4053 W.T:- 0.604 Kg/12'</p> 

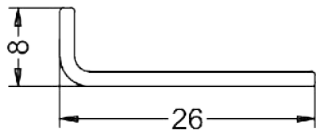
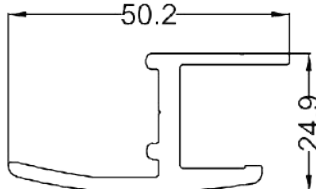
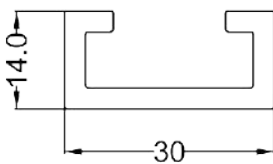

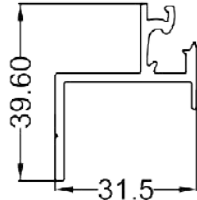
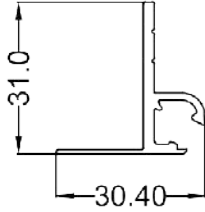
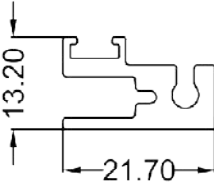
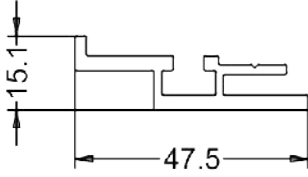
BUS BODY SECTION

<p>SEC NO. :- 4054 W.T:- 0.830 Kg/12'</p> 	<p>SEC NO. :- 4055 W.T:- 0.809 Kg/12'</p> 
<p>SEC NO. :- 4056 W.T:- 3.063 Kg/12'</p> 	<p>SEC NO. :- 4057 W.T:- 4.890 Kg/12'</p> 
<p>SEC NO. :- 4058 W.T:- 5.247 Kg/12'</p> 	<p>SEC NO. :- 4059 W.T:- 2.446 Kg/12'</p> 
<p>SEC NO. :- 4060 W.T:- 5.601 Kg/12'</p> 	<p>SEC NO. :- 4062 W.T:- 2.396 Kg/12'</p> 

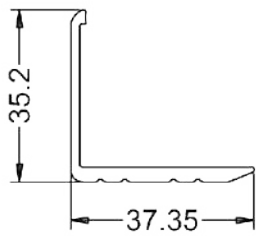
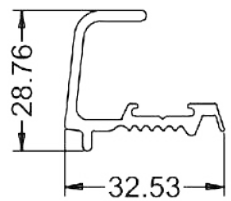
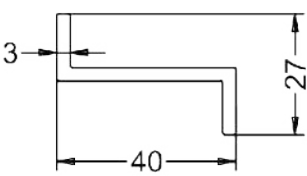
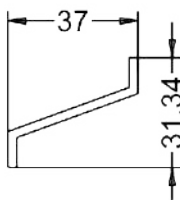
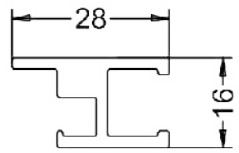
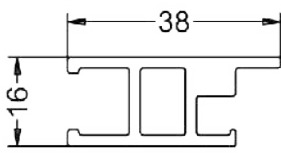
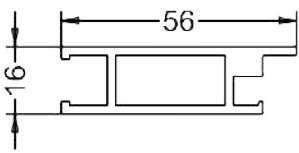
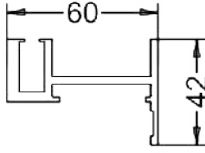
BUS BODY SECTION

<p>SEC NO. :- 4063 W.T:- 4.795 Kg/12'</p> 	<p>SEC NO. :- 4064 W.T:- 5.813 Kg/12'</p> 
<p>SEC NO. :- 4065 W.T:- 1.458 Kg/12'</p> 	<p>SEC NO. :- 4066 W.T:- 31.912 Kg/12'</p> 
<p>SEC NO. :- 4067 W.T:- 24.334 Kg/12'</p> 	<p>SEC NO. :- 4068 W.T:- 23.912 Kg/12'</p> 
<p>SEC NO. :- 4069 W.T:- 20.051 Kg/12'</p> 	<p>SEC NO. :- 4071 W.T:- 0.594 Kg/12'</p> 

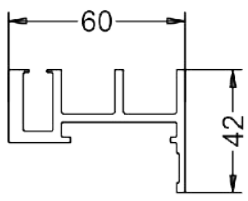
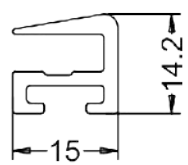
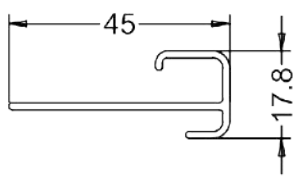
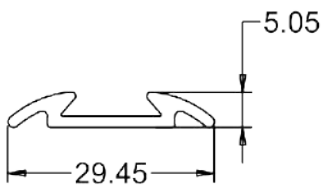
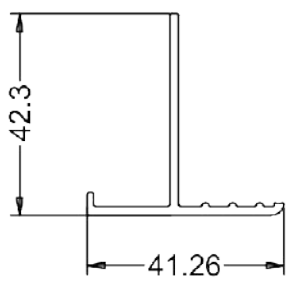
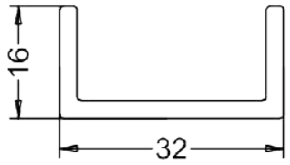
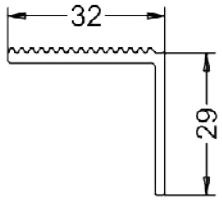
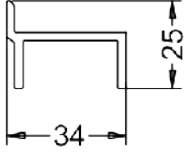
BUS BODY SECTION

SEC NO. :- 4072 W.T:- 0.466 Kg/12' 	SEC NO. :- 4074 W.T:- 2.634 Kg/12' 
SEC NO. :- 4075 W.T:- 1.770 Kg/12' 	SEC NO. :- 4076 W.T:- 0.706 Kg/12' 
SEC NO. :- 4077 W.T:- 1.684 Kg/12' 	SEC NO. :- 4078 W.T:- 1.174 Kg/12' 
SEC NO. :- 4079 W.T:- 1.317 Kg/12' 	SEC NO. :- 4080 W.T:- 2.141 Kg/12' 

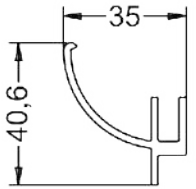
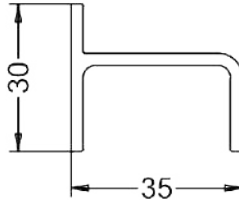
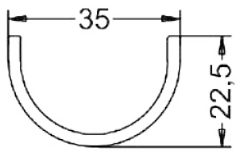
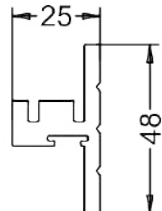
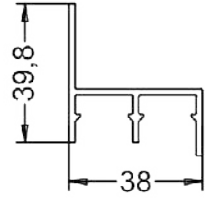
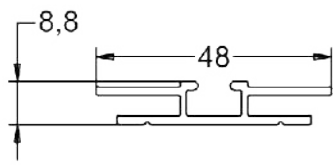
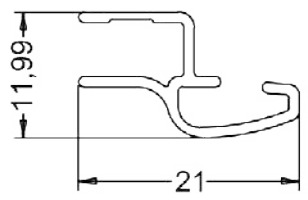
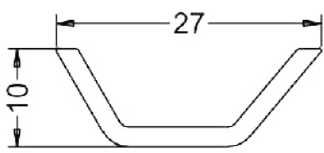
BUS BODY SECTION

<p>SEC NO. :- 4081 W.T:- 1.634 Kg/12'</p> 	<p>SEC NO. :- 4082 W.T:- 1.690 Kg/12'</p> 
<p>SEC NO. :- 4083 W.T:- 1.895 Kg/12'</p> 	<p>SEC NO. :- 4084 W.T:- 1.370 Kg/12'</p> 
<p>SEC NO. :- 4085 W.T:- 1.579 Kg/12'</p> 	<p>SEC NO. :- 4086 W.T:- 2.213 Kg/12'</p> 
<p>SEC NO. :- 4087 W.T:- 2.925 Kg/12'</p> 	<p>SEC NO. :- 4088 W.T:- 4.811 Kg/12'</p> 

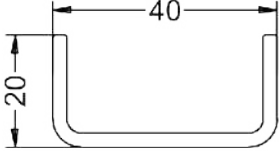
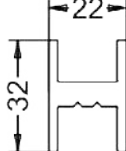
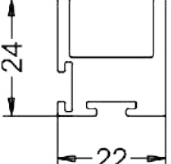
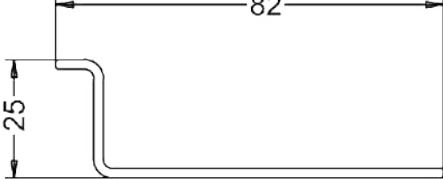
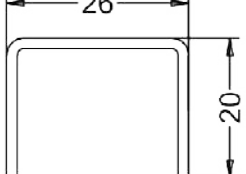
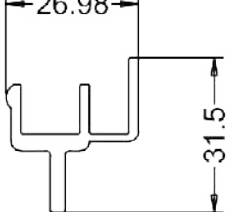
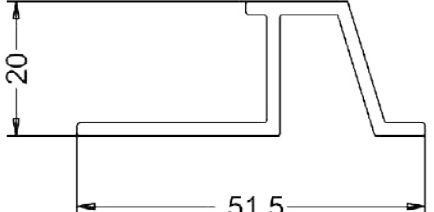
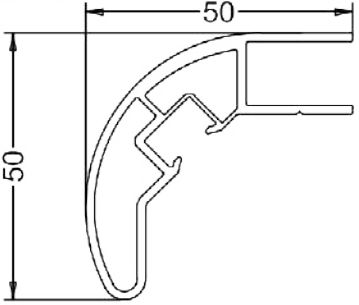
BUS BODY SECTION

<p>SEC NO. :- 4089 W.T:- 5.225 Kg/12'</p> 	<p>SEC NO. :- 4090 W.T:- 0.895 Kg/12'</p> 
<p>SEC NO. :- 4091 W.T:- 1.176 Kg/12'</p> 	<p>SEC NO. :- 4092 W.T:- 0.686 Kg/12'</p> 
<p>SEC NO. :- 4093 W.T:- 1.127 Kg/12'</p> 	<p>SEC NO. :- 4094 W.T:- 1.455 Kg/12'</p> 
<p>SEC NO. :- 4095 W.T:- 1.318 Kg/12'</p> 	<p>SEC NO. :- 4096 W.T:- 1.668 Kg/12'</p> 

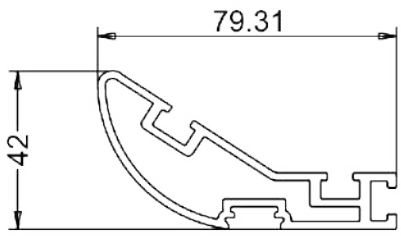
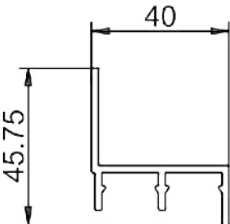
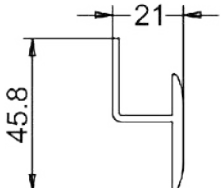
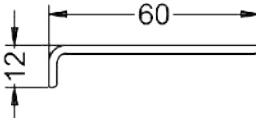
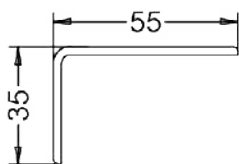
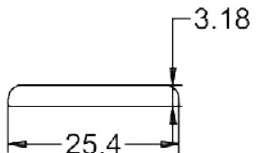
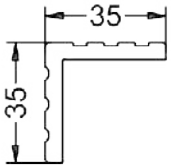
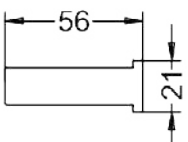
BUS BODY SECTION

<p>SEC NO. :- 4097 W.T:- 1.892 Kg/12'</p> 	<p>SEC NO. :- 4098 W.T:- 1.948 Kg/12'</p> 
<p>SEC NO. :- 4099 W.T:- 1.506 Kg/12'</p> 	<p>SEC NO. :- 4309 W.T:- 4.092 Kg/12'</p> 
<p>SEC NO. :- 4311 W.T:- 1.871 Kg/12'</p> 	<p>SEC NO. :- 4312 W.T:- 1.548 Kg/12'</p> 
<p>SEC NO. :- 4313 W.T:- 0.471 Kg/12'</p> 	<p>SEC NO. :- 4316 W.T:- 0.670 Kg/12'</p> 

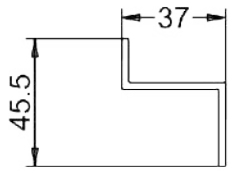
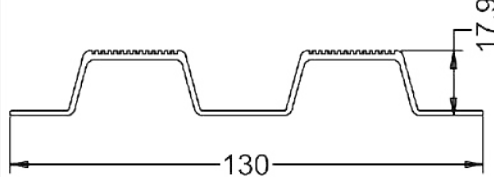
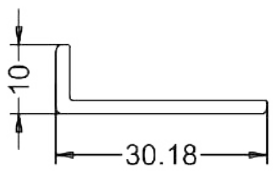
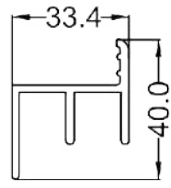
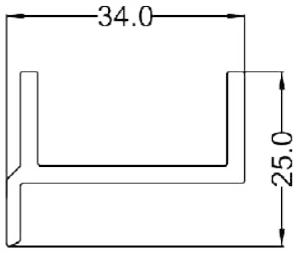
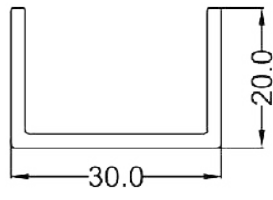
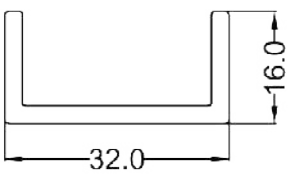
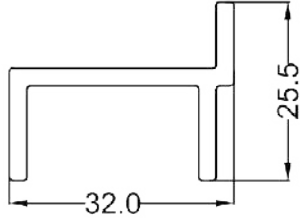
BUS BODY SECTION

<p>SEC NO. :- 4318 W.T:- 1.771 Kg/12'</p> 	<p>SEC NO. :- 4319 W.T:- 2.724 Kg/12'</p> 
<p>SEC NO. :- 4320 W.T:- 2.726 Kg/12'</p> 	<p>SEC NO. :- 4321 W.T:- 2.022 Kg/12'</p> 
<p>SEC NO. :- 4322 W.T:- 0.910 Kg/12'</p> 	<p>SEC NO. :- 4323 W.T:- 1.780 Kg/12'</p> 
<p>SEC NO. :- 4324 W.T:- 1.694 Kg/12'</p> 	<p>SEC NO. :- 4325 W.T:- 3.028 Kg/12'</p> 

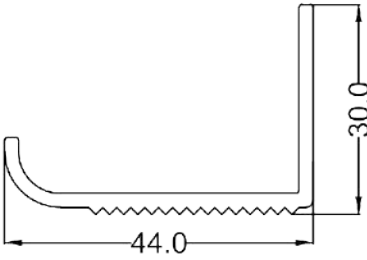
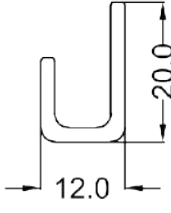
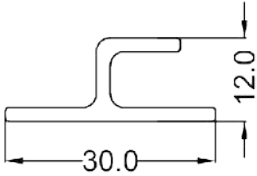
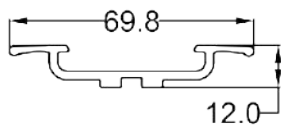
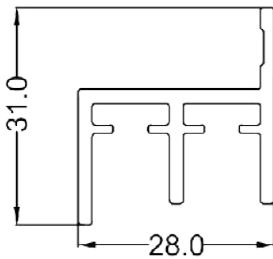
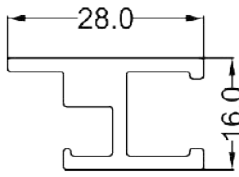
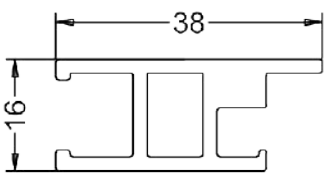
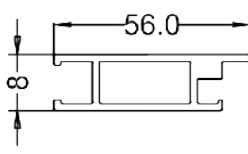
BUS BODY SECTION

<p>SEC NO. :- 4326 W.T:- 5.096 Kg/12'</p> 	<p>SEC NO. :- 4327 W.T:- 2.139 Kg/12'</p> 
<p>SEC NO. :- 4328 W.T:- 1.785 Kg/12'</p> 	<p>SEC NO. :- 4329 W.T:- 1.114 Kg/12'</p> 
<p>SEC NO. :- 4330 W.T:- 2.111 Kg/12'</p> 	<p>SEC NO. :- 4331 W.T:- 0.780 Kg/12'</p> 
<p>SEC NO. :- 4333 W.T:- 2.999 Kg/12'</p> 	<p>SEC NO. :- 4334 W.T:- 8.536 Kg/12'</p> 

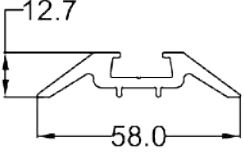
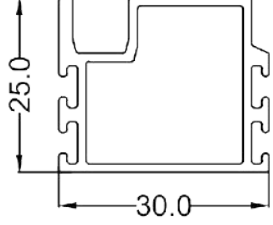
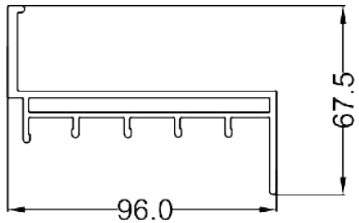
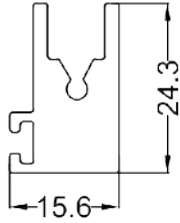
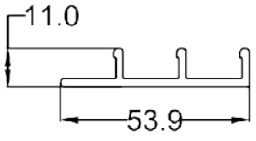
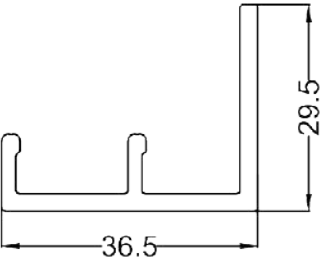
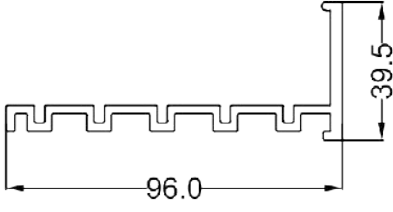
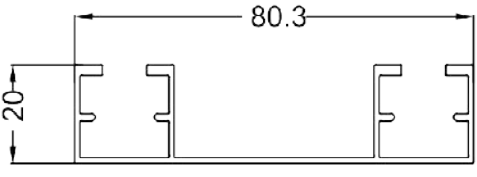
BUS BODY SECTION

<p>SEC NO. :- 4335 W.T:- 1.975 Kg/12'</p> 	<p>SEC NO. :- 4337 W.T:- 3.451 Kg/12'</p> 
<p>SEC NO. :- 4338 W.T:- 1.471 Kg/12'</p> 	<p>SEC NO. :- 4340 W.T:- 2.195 Kg/12'</p> 
<p>SEC NO. :- JS 4340 W.T:- 1.657 Kg/12'</p> 	<p>SEC NO. :- 4341 W.T:- 1.302 Kg/12'</p> 
<p>SEC NO. :- 4342 W.T:- 1.453 Kg/12'</p> 	<p>SEC NO. :- 4343 W.T:- 1.690 Kg/12'</p> 

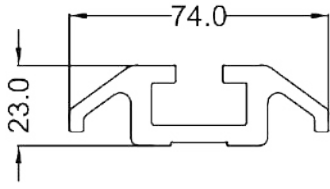
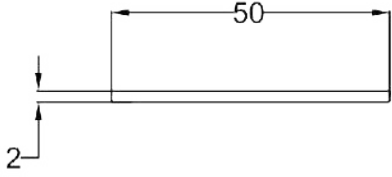
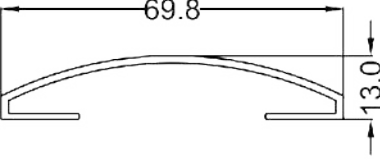
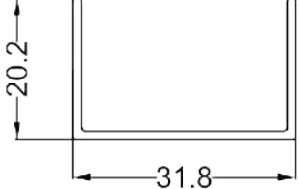
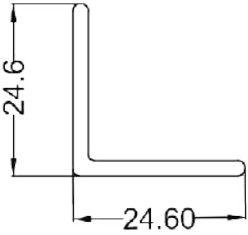
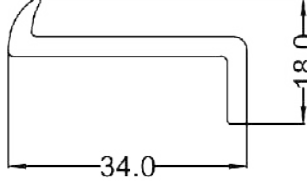
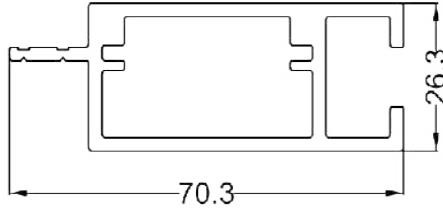
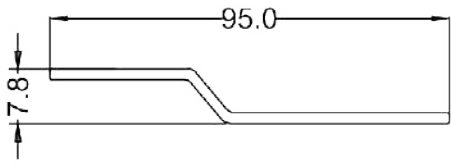
BUS BODY SECTION

<p>SEC NO. :- 4344 W.T:- 1.647 Kg/12'</p> 	<p>SEC NO. :- 4350 W.T:- 0.786 Kg/12'</p> 
<p>SEC NO. :- 4351 W.T:- 0.999 Kg/12'</p> 	<p>SEC NO. :- 4352 W.T:- 2.221 Kg/12'</p> 
<p>SEC NO. :- 4353 W.T:- 1.808 Kg/12'</p> 	<p>SEC NO. :- 4355 W.T:- 1.577 Kg/12'</p> 
<p>SEC NO. :- 4356 W.T:- 2.210 Kg/12'</p> 	<p>SEC NO. :- 4357 W.T:- 2.924 Kg/12'</p> 

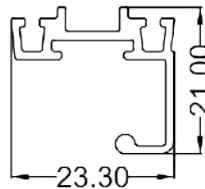
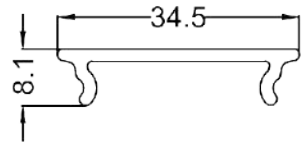
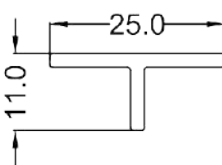
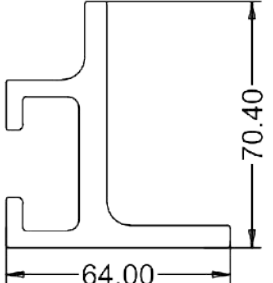
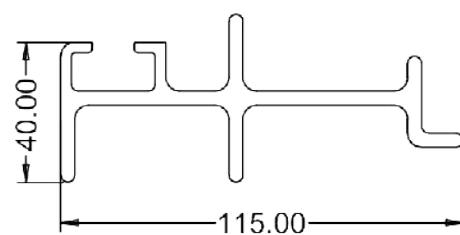
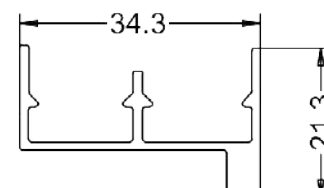
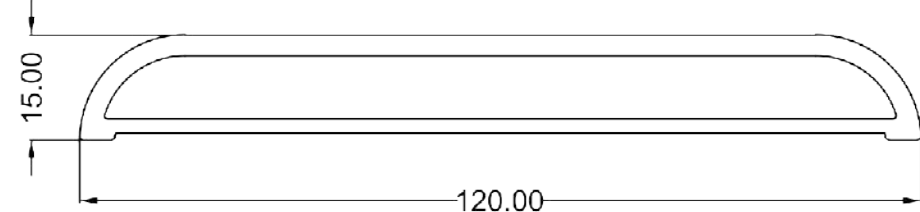
BUS BODY SECTION

<p>SEC NO. :- 4358 W.T:- 2.141 Kg/12'</p> 	<p>SEC NO. :- 4367 W.T:- 1.687 Kg/12'</p> 
<p>SEC NO. :- 4368 W.T:-11.195 Kg/12'</p> 	<p>SEC NO. :- 4369 W.T:- 2.247 Kg/12'</p> 
<p>SEC NO. :- 4372 W.T:- 1.862 Kg/12'</p> 	<p>SEC NO. :- 4373 W.T:- 1.928 Kg/12'</p> 
<p>SEC NO. :- 4375 W.T:- 4.864 Kg/12'</p> 	<p>SEC NO. :- 4376 W.T:- 2.236 Kg/12'</p> 

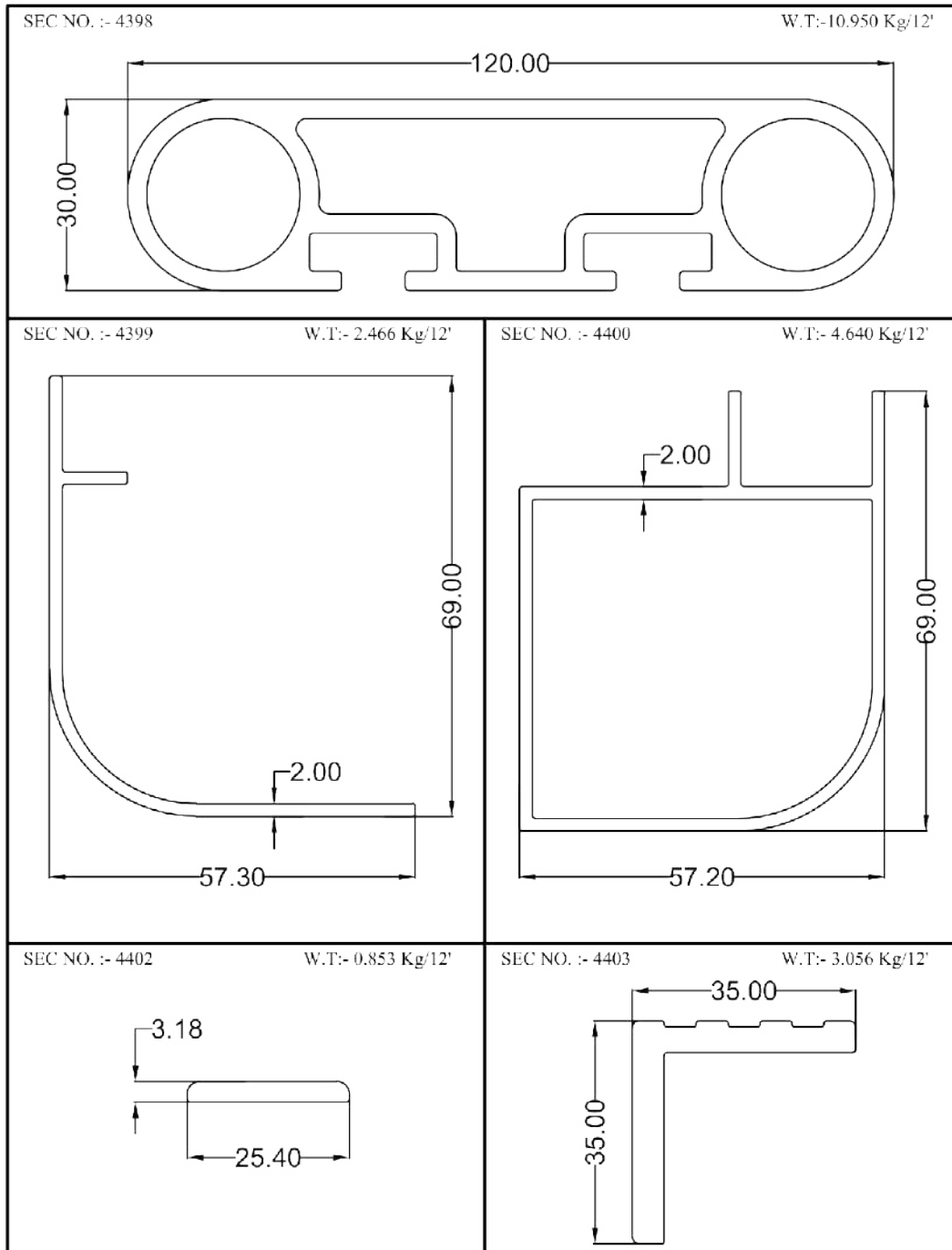
BUS BODY SECTION

<p>SEC NO. :- 4377 W.T:- 6.888 Kg/12'</p> 	<p>SEC NO. :- 4378 W.T:- 1.021 Kg/12'</p> 
<p>SEC NO. :- 4382 W.T:- 1.625 Kg/12'</p> 	<p>SEC NO. :- 4384 W.T:- 0.823 Kg/12'</p> 
<p>SEC NO. :- 4385 W.T:- 0.252 Kg/12'</p> 	<p>SEC NO. :- 4386 W.T:- 1.324 Kg/12'</p> 
<p>SEC NO. :- 4388 W.T:- 4.790 Kg/12'</p> 	<p>SEC NO. :- 4387 W.T:- 2.463 Kg/12'</p> 

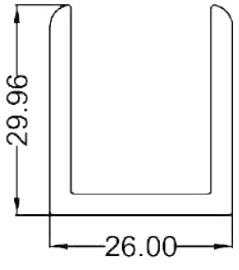
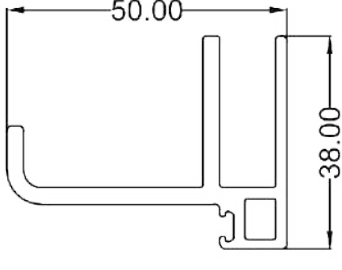
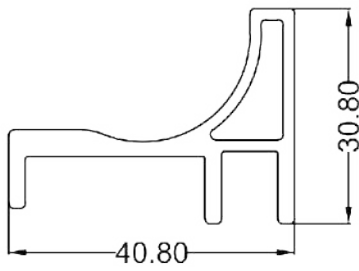
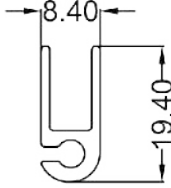
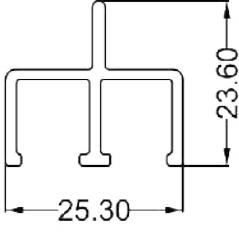
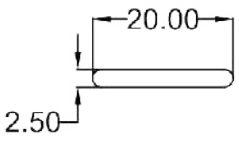
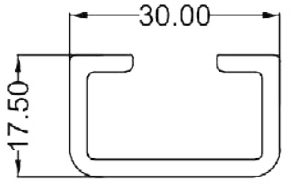
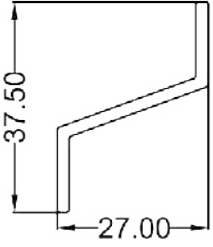
BUS BODY SECTION

<p>SEC NO. :- 4389 W.T:- 1.300 Kg/12'</p> 	<p>SEC NO. :- 4390 W.T:- 0.373 Kg/12'</p> 
<p>SEC NO. :- 4391 W.T:- 0.925 Kg/12'</p> 	<p>SEC NO. :- 4393 W.T:- 4.106 Kg/12'</p> 
<p>SEC NO. :- 4394 W.T:- 9.351 Kg/12'</p> 	<p>SEC NO. :- 4395 W.T:- 1.262 Kg/12'</p> 
<p>SEC NO. :- 4396 W.T:- 6.211 Kg/12'</p> 	

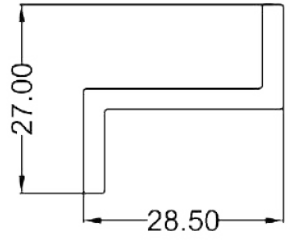

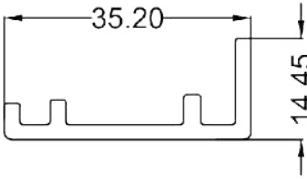
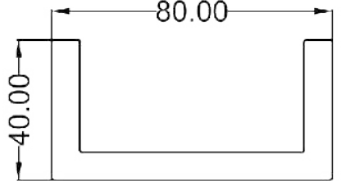
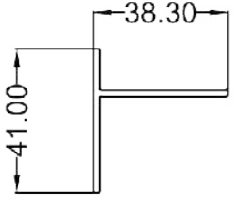
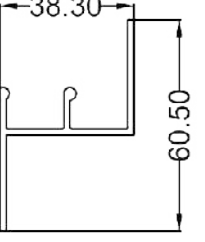
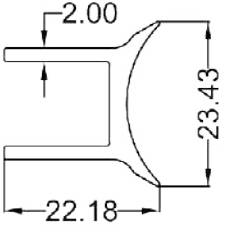
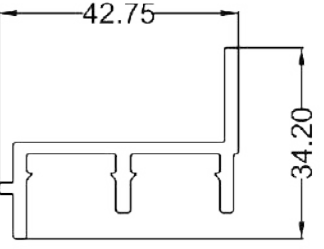
BUS BODY SECTION



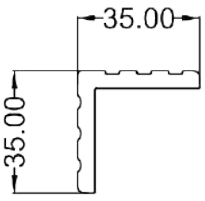
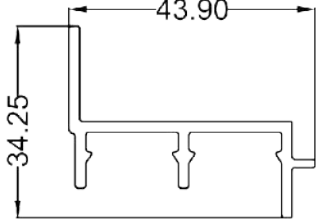
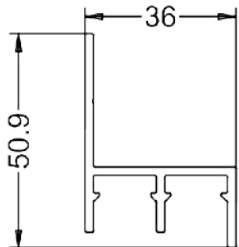
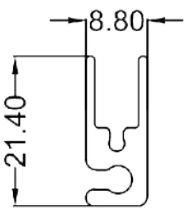
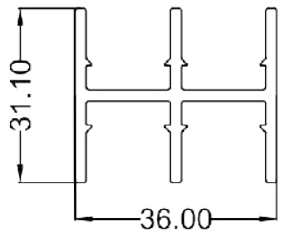
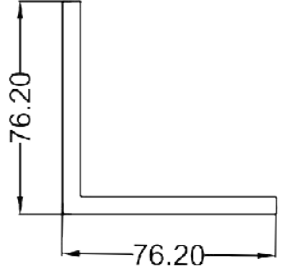
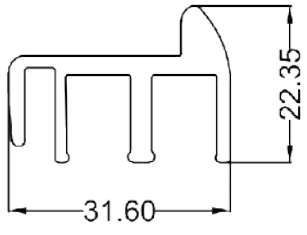
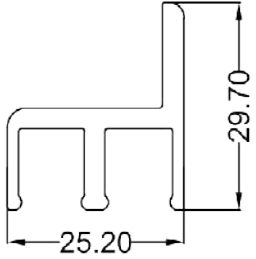
BUS BODY SECTION

<p>SEC NO. :- 4404 W.T:- 2.331 Kg/12'</p> 	<p>SEC NO. :- 4405 W.T:- 3.513 Kg/12'</p> 
<p>SEC NO. :- 4406 W.T:- 3.784 Kg/12'</p> 	<p>SEC NO. :- 4407 W.T:- 0.662 Kg/12'</p> 
<p>SEC NO. :- 4408 W.T:- 1.174 Kg/12'</p> 	<p>SEC NO. :- 4409 W.T:- 0.479 Kg/12'</p> 
<p>SEC NO. :- 4410 W.T:- 1.734 Kg/12'</p> 	<p>SEC NO. :- 4411 W.T:- 1.189 Kg/12'</p> 

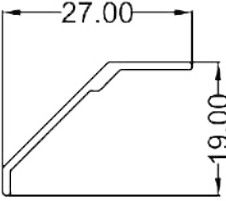
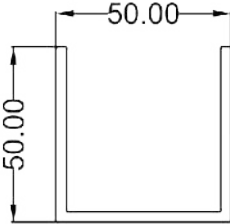
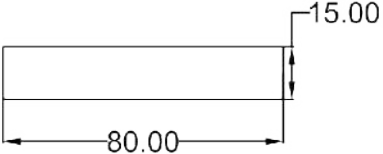
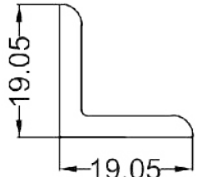
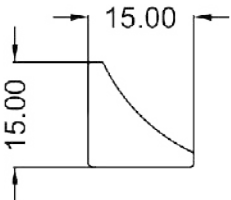
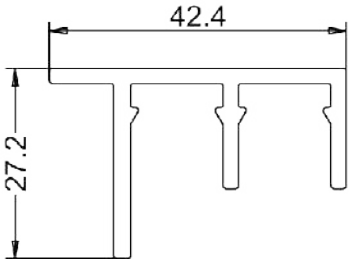

BUS BODY SECTION

<p>SEC NO. :- 4412 W.T:- 1.551 Kg/12'</p> 	<p>SEC NO. :- 4413 W.T:- 1.072 Kg/12'</p> 
<p>SEC NO. :- 4414 W.T:- 1.251 Kg/12'</p> 	<p>SEC NO. :- 4415 W.T:- 11.378 Kg/12'</p> 
<p>SEC NO. :- 4416 W.T:- 1.376 Kg/12'</p> 	<p>SEC NO. :- 4417 W.T:- 2.214 Kg/12'</p> 
<p>SEC NO. :- 4419 W.T:- 1.248 Kg/12'</p> 	<p>SEC NO. :- 4420 W.T:- 2.177 Kg/12'</p> 

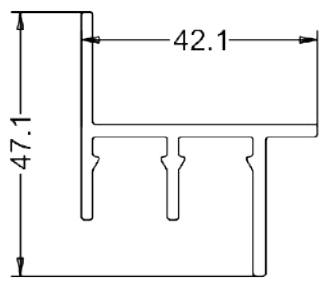
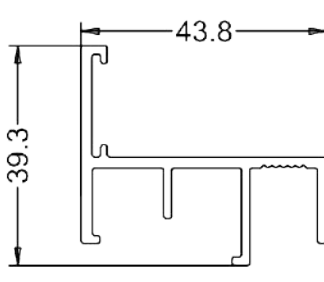
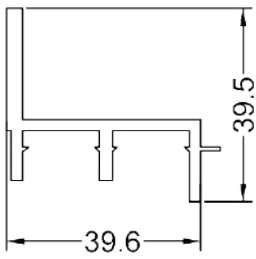
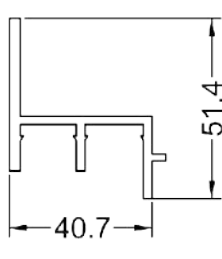
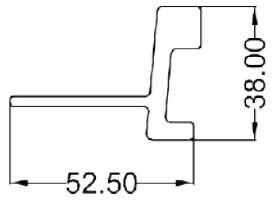
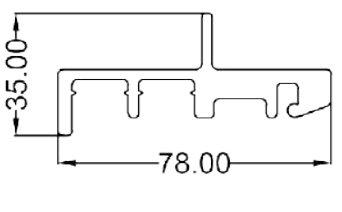
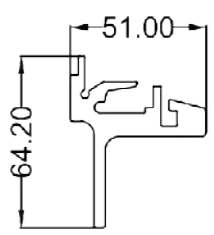
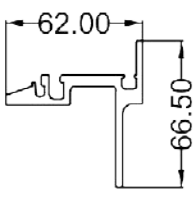
BUS BODY SECTION

<p>SEC NO. :- 4421 W.T:- 2.990 Kg/12'</p> 	<p>SEC NO. :- 4422 W.T:- 1.840 Kg/12'</p> 
<p>SEC NO. :- 8018 W.T:- 4.000 Kg/12'</p> 	<p>SEC NO. :- 4424 W.T:- 0.955 Kg/12'</p> 
<p>SEC NO. :- 4425 W.T:- 2.496 Kg/12'</p> 	<p>SEC NO. :- 4427 W.T:- 9.091 Kg/12'</p> 
<p>SEC NO. :- 4428 W.T:- 2.141 Kg/12'</p> 	<p>SEC NO. :- 4429 W.T:- 1.881 Kg/12'</p> 

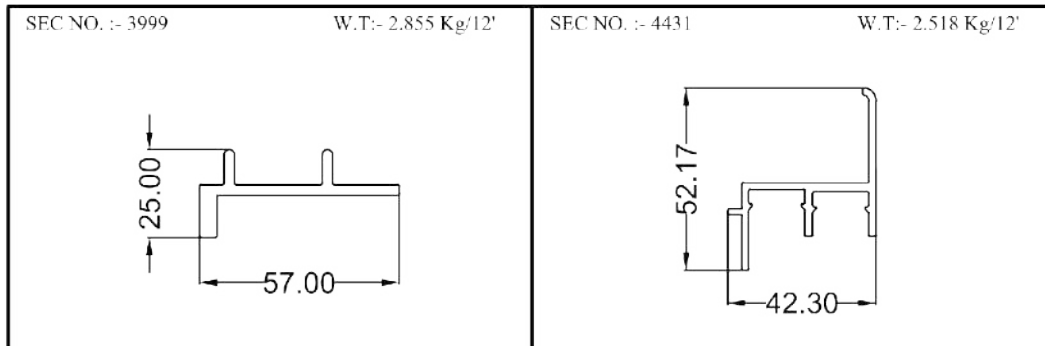
BUS BODY SECTION

<p>SEC NO. :- 4430 W.T:- 0.428 Kg/12'</p> 	<p>SEC NO. :- 4432 W.T:- 4.267 Kg/12'</p> 
<p>SEC NO. :- 4433 W.T:-11.854 Kg/12'</p> 	<p>SEC NO. :- 4434 W.T:- 1.057 Kg/12'</p> 
<p>SEC NO. :- 4435 W.T:- 1.189 Kg/12'</p> 	<p>SEC NO. :- SITA1003 W.T:- 2.225 Kg/12'</p> 
<p>SEC NO. :- 4436 W.T:- 5.219 Kg/12'</p> 	

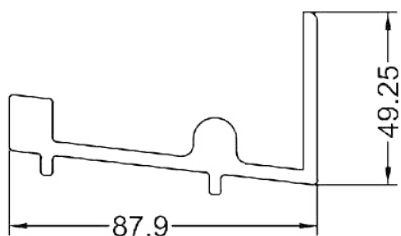
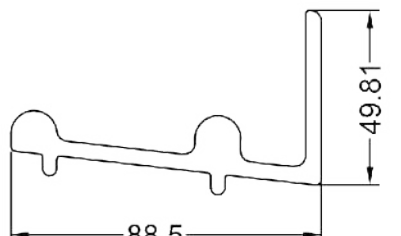
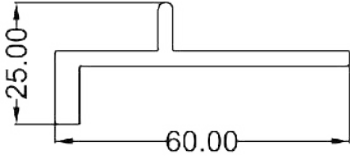
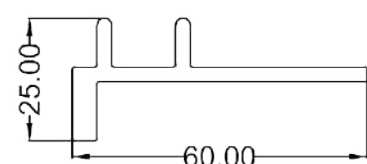
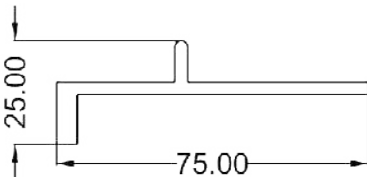
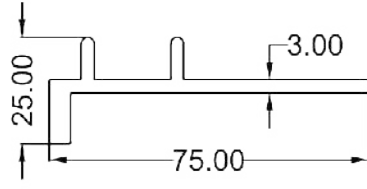
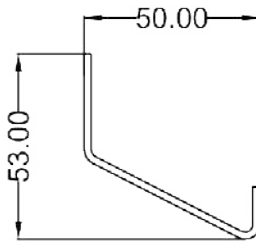
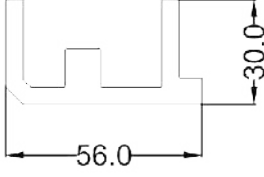
BUS BODY SECTION

SEC NO. :- SITA1004 W.T:- 2.525 Kg/12' 	SEC NO. :- SITA1005 W.T:- 2.221 Kg/12' 
SEC NO. :- 8001 W.T:- 2.400 Kg/12' 	SEC NO. :- 8002 W.T:- 3.100 Kg/12' 
SEC NO. :- 3995/LJ54111 W.T:- 4.400 Kg/12' 	SEC NO. :- 3996 W.T:- 6.530 Kg/12' 
SEC NO. :- 3997 W.T:- 7.770 Kg/12' 	SEC NO. :- 3998 W.T:- 5.860 Kg/12' 

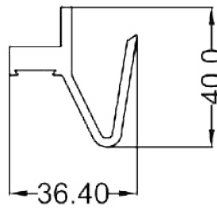
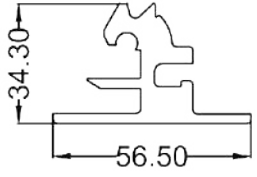
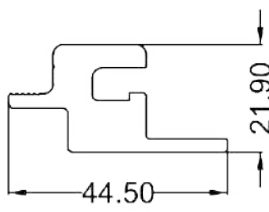
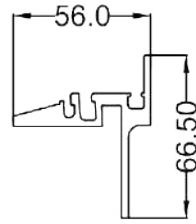
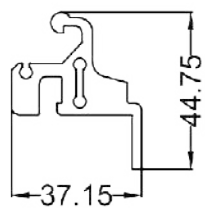
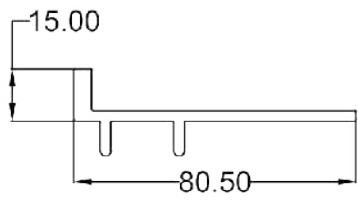
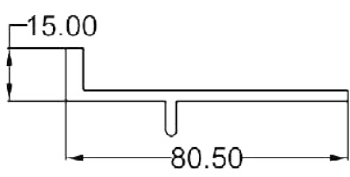
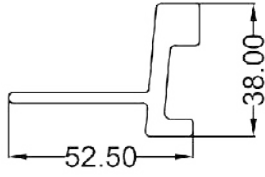
BUS BODY SECTION



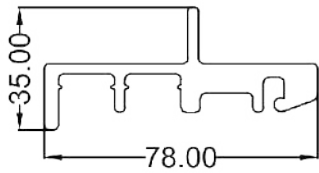
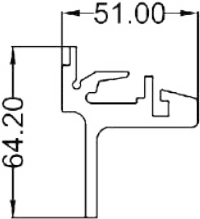
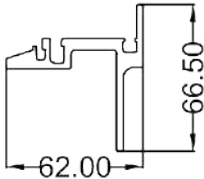
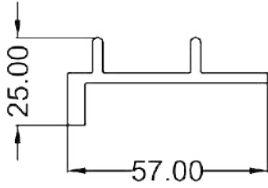
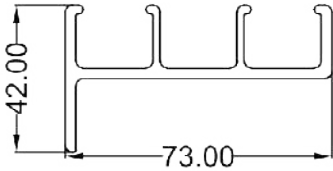
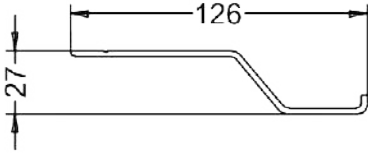
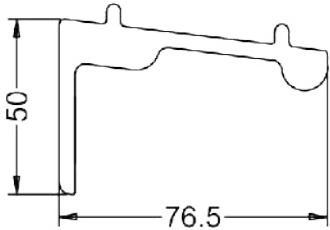
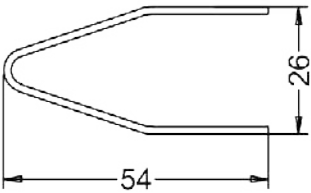
RAILWAY

<p>SEC NO. :- 3830 W.T:- 8.350 Kg/12'</p> 	<p>SEC NO. :- 3831 W.T:- 8.630 Kg/12'</p> 
<p>SEC NO. :- 3943 W.T:- 2.657 Kg/12'</p> 	<p>SEC NO. :- 3944 W.T:- 2.945 Kg/12'</p> 
<p>SEC NO. :- 3945 W.T:- 3.100 Kg/12'</p> 	<p>SEC NO. :- 3946 W.T:- 3.390 Kg/12'</p> 
<p>SEC NO. :- 3947 W.T:- 1.890 Kg/12'</p> 	<p>SEC NO. :- 3977-LW54144 W.T:- 6.380 Kg/12'</p> 

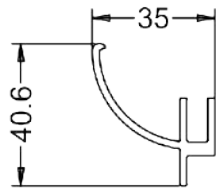
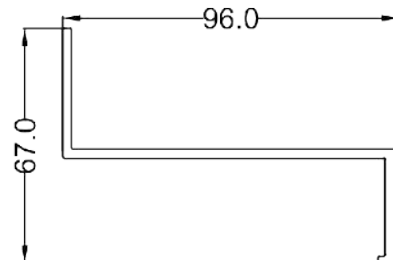
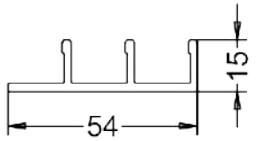

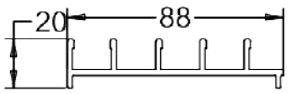
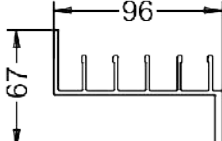
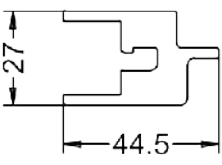
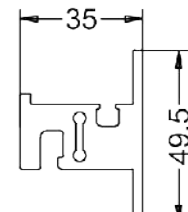
RAILWAY

<p>SEC NO. :- 3978-LW54158 W.T:- 2.970 Kg/12'</p> 	<p>SEC NO. :- 3979-LW54157 W.T:- 5.730 Kg/12'</p> 
<p>SEC NO. :- 3980-LW54155 W.T:- 3.900 Kg/12'</p> 	<p>SEC NO. :- 3981-LW54145 W.T:- 5.700 Kg/12'</p> 
<p>SEC NO. :- 3982-LW54156 W.T:- 4.690 Kg/12'</p> 	<p>SEC NO. :- 3983 W.T:- 3.550 Kg/12'</p> 
<p>SEC NO. :- 3984 W.T:- 3.265 Kg/12'</p> 	<p>SEC NO. :- 3995/LJ54111 W.T:- 4.400 Kg/12'</p> 

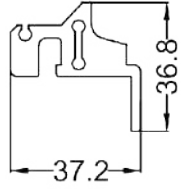
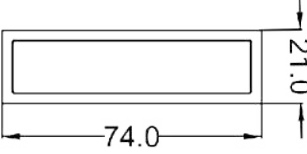
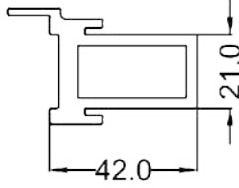
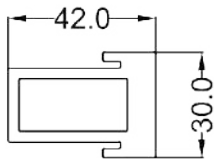
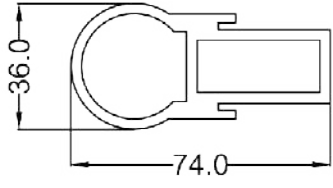
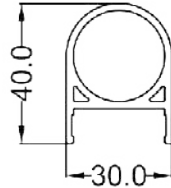
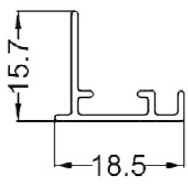
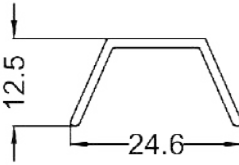
RAILWAY

<p>SEC NO. :- 3996 W.T:- 6.530 Kg/12'</p> 	<p>SEC NO. :- 3997 W.T:- 7.770 Kg/12'</p> 
<p>SEC NO. :- 3998 W.T:- 5.860 Kg/12'</p> 	<p>SEC NO. :- 3999 W.T:- 2.855 Kg/12'</p> 
<p>SEC NO. :- 4011 T 5-3-504 W.T:- 4.835 Kg/12'</p> 	<p>SEC NO. :- 4022 W.T:- 3.480 Kg/12'</p> 
<p>SEC NO. :- 4061 W.T:- 8.385 Kg/12'</p> 	<p>SEC NO. :- 4070 W.T:- 1.682 Kg/12'</p> 

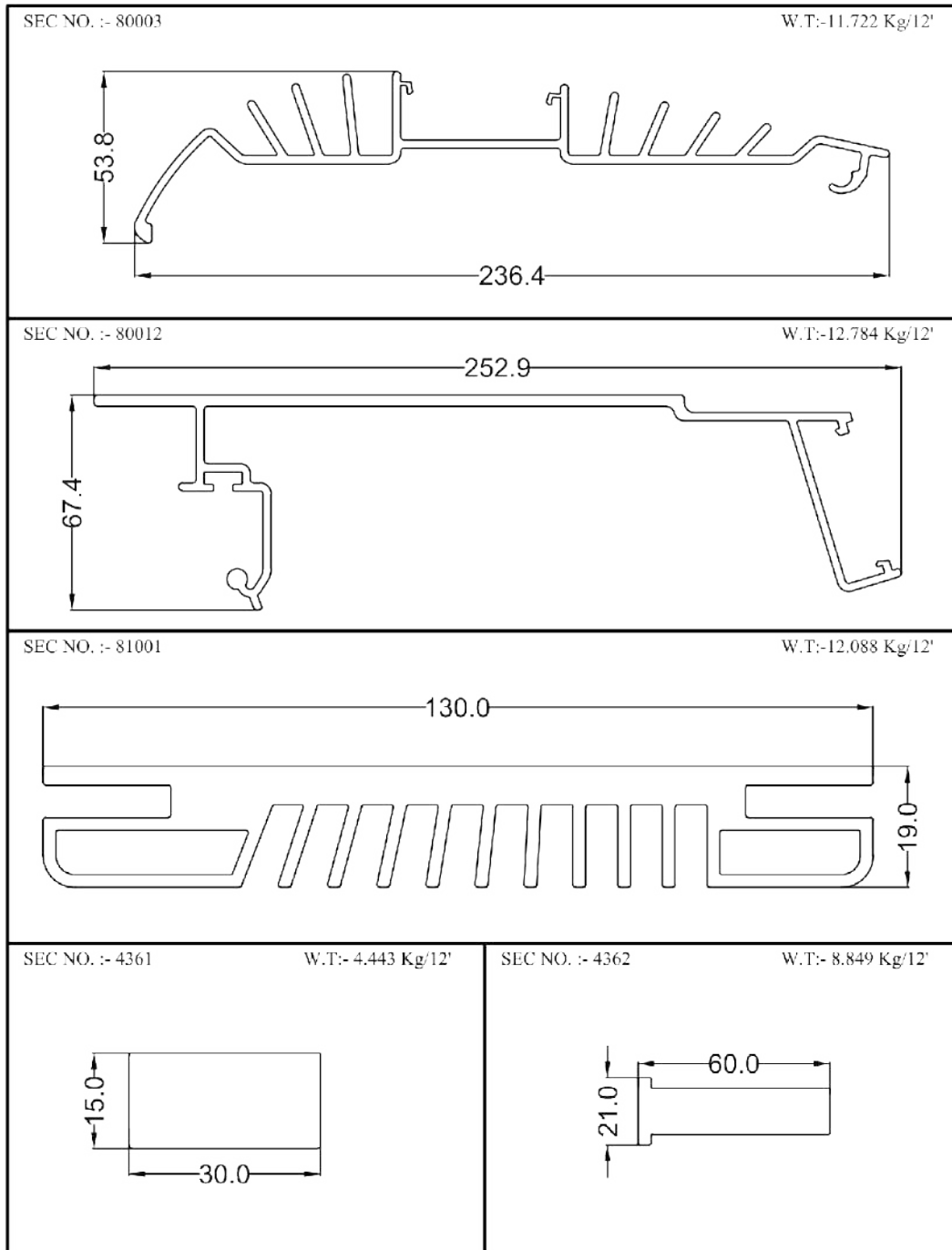
RAILWAY

<p>SEC NO. :- 4097 W.T:- 1.892 Kg/12'</p> 	<p>SEC NO. :- 4301 W.T:- 4.448 Kg/12'</p> 
<p>SEC NO. :- 4304 W.T:- 2.132 Kg/12'</p> 	<p>SEC NO. :- 4305 W.T:- 3.702 Kg/12'</p> 
<p>SEC NO. :- 4305 W.T:- 3.702 Kg/12'</p> 	<p>SEC NO. :- 4310 W.T:- 6.521 Kg/12'</p> 
<p>SEC NO. :- 4317 W.T:- 5.383 Kg/12'</p> 	<p>SEC NO. :- 4336 W.T:- 5.964 Kg/12'</p> 

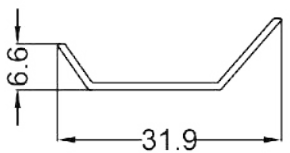
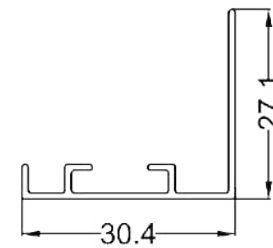
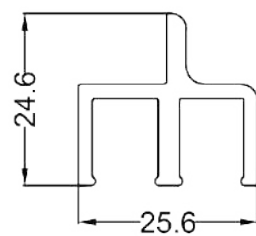
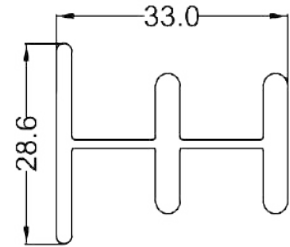
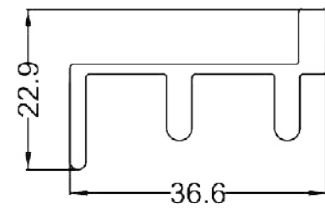
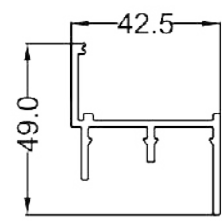
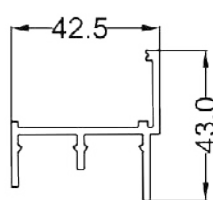
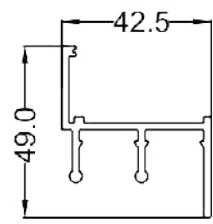
RAILWAY

<p>SEC NO. :- 4339 W.T:- 4.198 Kg/12'</p> 	<p>SEC NO. :- 4345 W.T:- 1.440 Kg/12'</p> 
<p>SEC NO. :- 4346 W.T:- 5.069 Kg/12'</p> 	<p>SEC NO. :- 4347 W.T:- 5.252 Kg/12'</p> 
<p>SEC NO. :- 4348 W.T:- 7.019 Kg/12'</p> 	<p>SEC NO. :- 4349 W.T:- 2.799 Kg/12'</p> 
<p>SEC NO. :- 4359 W.T:- 0.387 Kg/12'</p> 	<p>SEC NO. :- 4360 W.T:- 0.497 Kg/12'</p> 

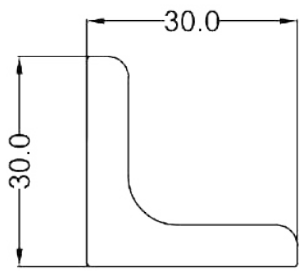
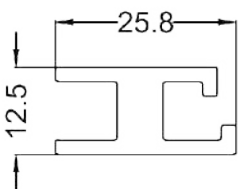
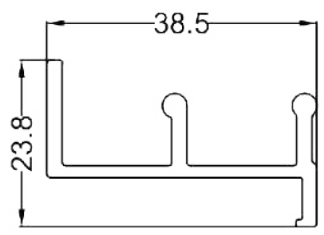
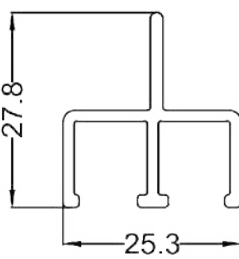
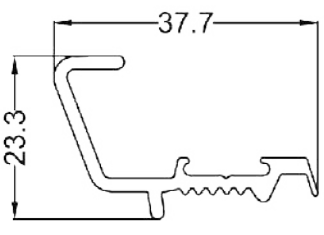
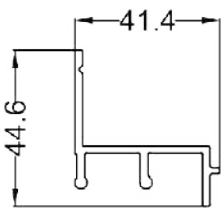
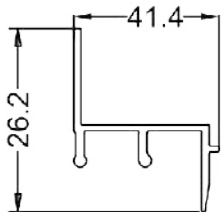
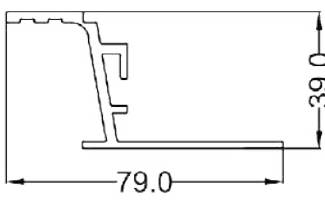
RAILWAY



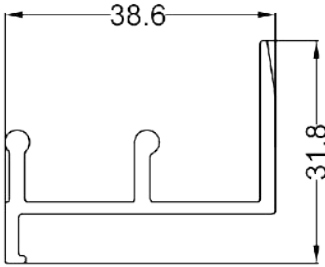
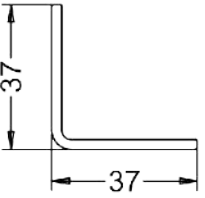
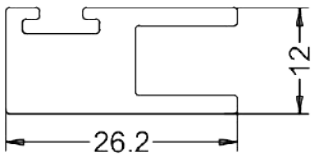
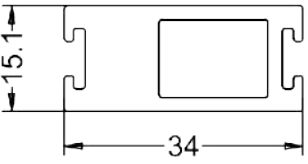
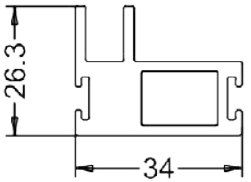
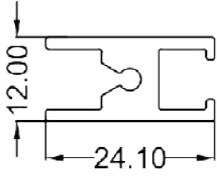
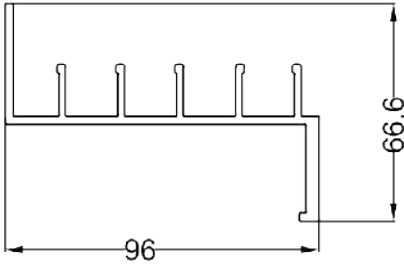
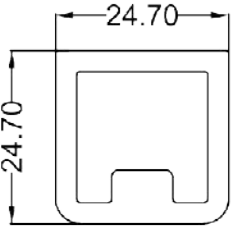
RAILWAY

<p>SEC NO. :- 4363 W.T:- 0.380 Kg/12'</p> 	<p>SEC NO. :- 4364 W.T:- 0.662 Kg/12'</p> 
<p>SEC NO. :- 4365 W.T:- 1.654 Kg/12'</p> 	<p>SEC NO. :- RSPAL29 W.T:- 2.192 Kg/12'</p> 
<p>SEC NO. :- RSPAL30 W.T:- 1.767 Kg/12'</p> 	<p>SEC NO. :- RSPAL31 W.T:- 2.451 Kg/12'</p> 
<p>SEC NO. :- RSPAL32 W.T:- 2.330 Kg/12'</p> 	<p>SEC NO. :- RSPAL33 W.T:- 2.600 Kg/12'</p> 

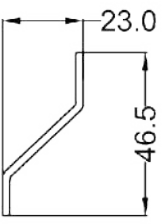
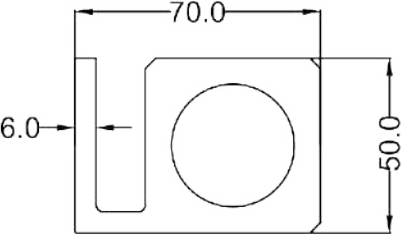
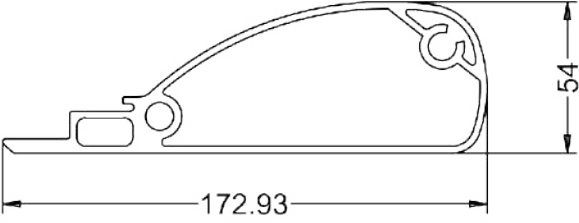
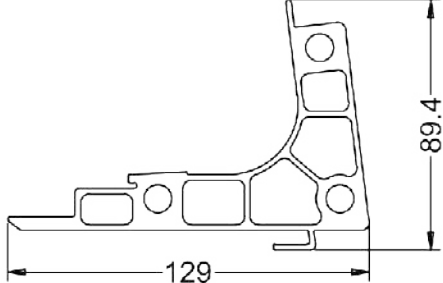
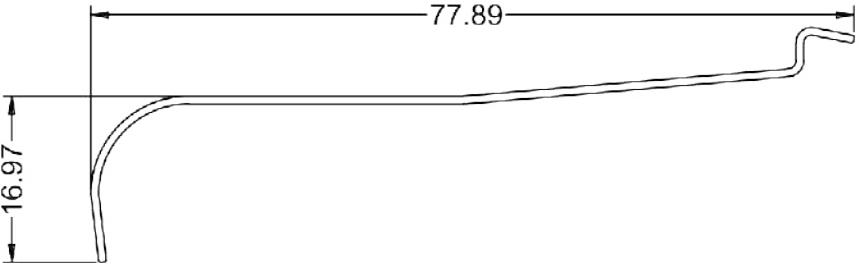
RAILWAY

<p>SEC NO. :- RSPAL34 W.T:- 3.218 Kg/12'</p> 	<p>SEC NO. :- RSPAL35 W.T:- 1.632 Kg/12'</p> 
<p>SEC NO. :- RSPAL36 W.T:- 1.617 Kg/12'</p> 	<p>SEC NO. :- RSPAL37 W.T:- 1.251 Kg/12'</p> 
<p>SEC NO. :- RSPAL39 W.T:- 1.310 Kg/12'</p> 	<p>SEC NO. :- RSPAL40 W.T:- 2.170 Kg/12'</p> 
<p>SEC NO. :- RSPAL41 W.T:- 2.250 Kg/12'</p> 	<p>SEC NO. :- RSPAL42 W.T:- 3.198 Kg/12'</p> 

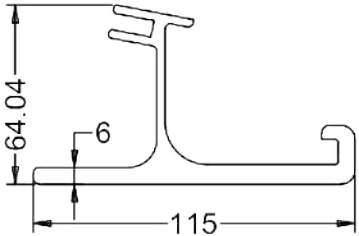
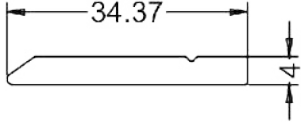
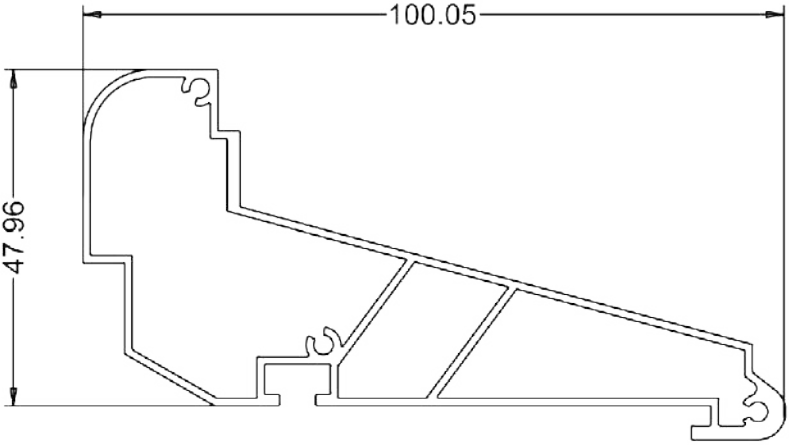
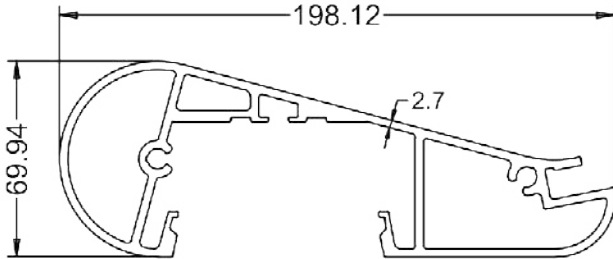
RAILWAY

<p>SEC NO. :- RSPAL43 W.T:- 1.745 Kg/12'</p> 	<p>SEC NO. :- 4027 W.T:- 1.725 Kg/12'</p> 
<p>SEC NO. :- 4306 W.T:- 2.007 Kg/12'</p> 	<p>SEC NO. :- 4307 W.T:- 2.972 Kg/12'</p> 
<p>SEC NO. :- 4308 W.T:- 3.448 Kg/12'</p> 	<p>SEC NO. :- 4370 W.T:- 1.372 Kg/12'</p> 
<p>SEC NO. :- 4371 W.T:- 6.086 Kg/12'</p> 	<p>SEC NO. :- 4374 W.T:- 2.913 Kg/12'</p> 

RAILWAY

SEC NO. :- 4380 W.T:- 1.127 Kg/12' 	SEC NO. :- 4392 W.T:- 18.870 Kg/12' 
SEC NO. :- TT-8001 W.T:- 13.293 Kg/12' 	
SEC NO. :- TT-8002 W.T:- 15.214 Kg/12' 	
SEC NO. :- TT-8003 W.T:- 4.611 Kg/12' 	

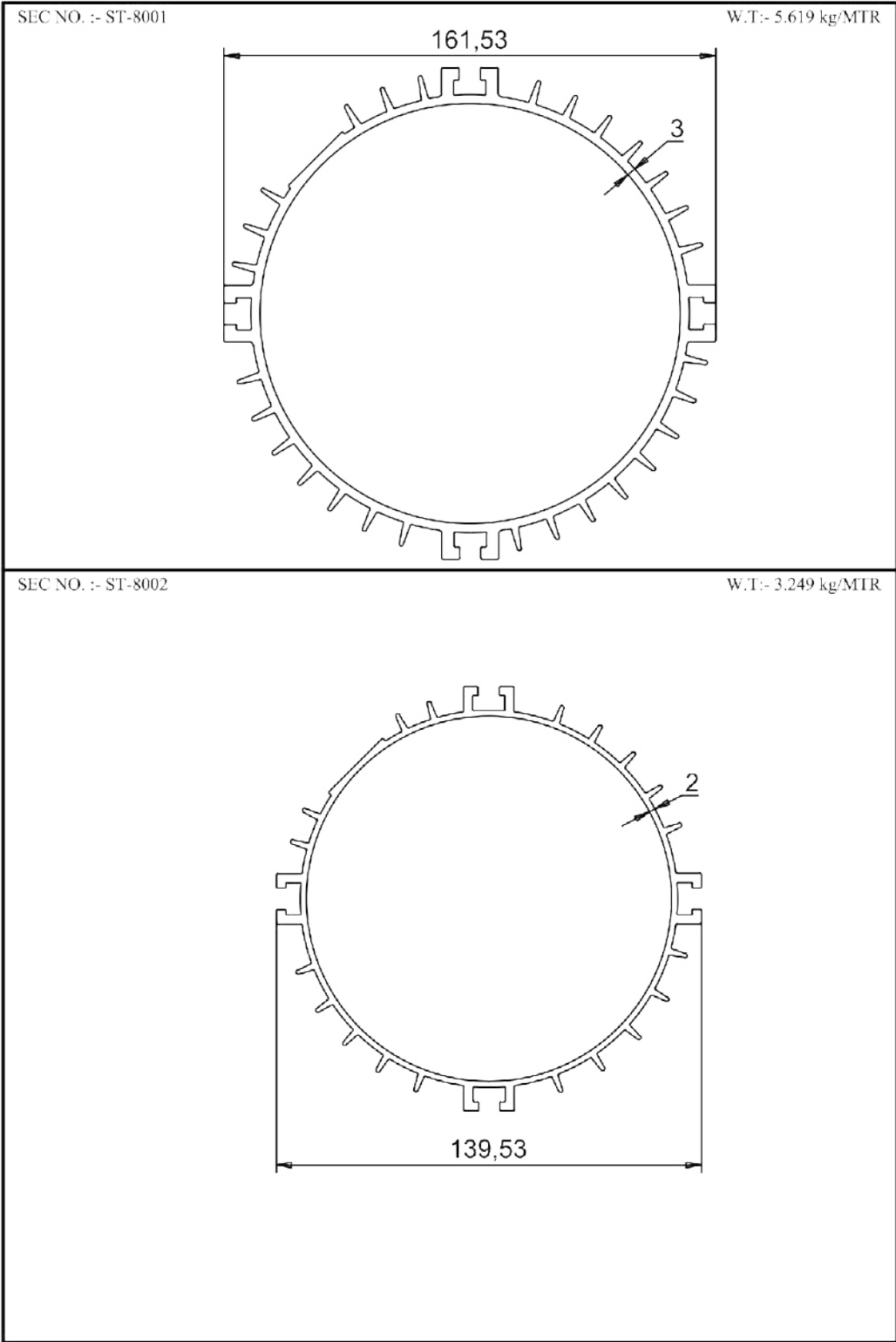
RAILWAY

<p>SEC NO. :- TT-1001</p> <p>W.T:- 12.191 Kg/12'</p> 	<p>SEC NO. :- TT-1002</p> <p>W.T:- 2.023 Kg/12'</p> 
<p>SEC NO. :- TT-8004</p> <p>W.T:- 25.876 Kg/12'</p> 	
<p>SEC NO. :- TT-8005</p> <p>W.T:- 21.279 Kg/12'</p> 	

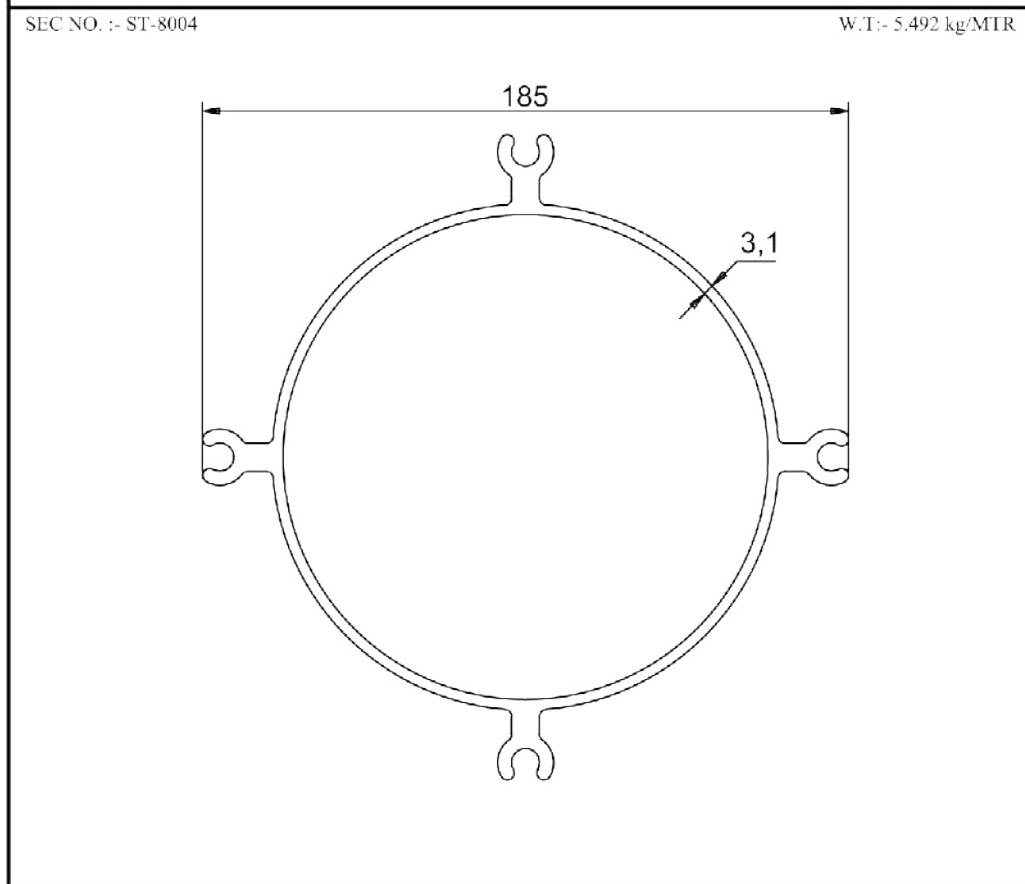
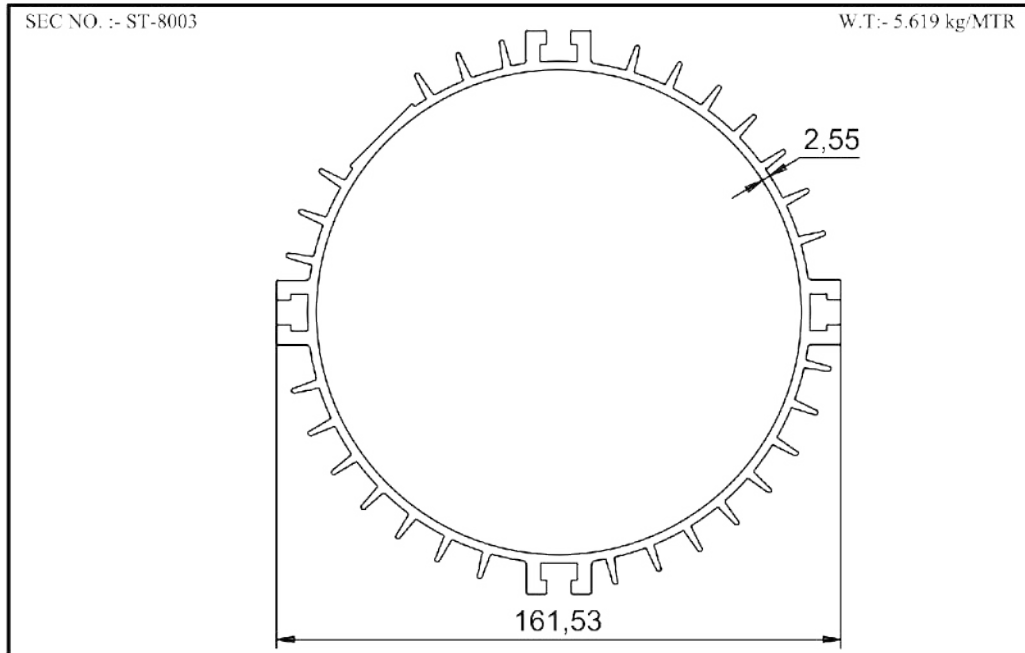
Industrial & Mechanical Applications



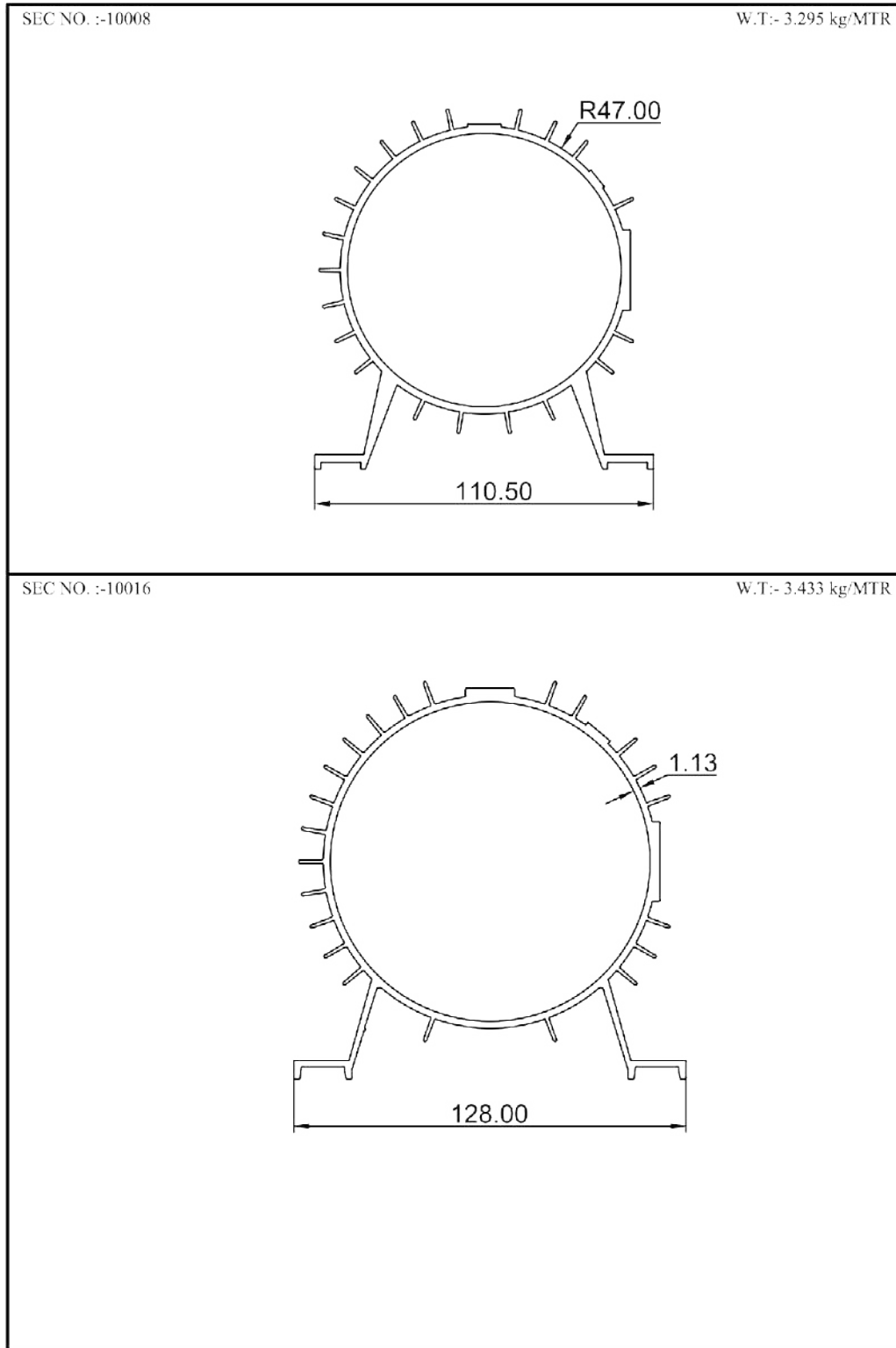
PUMP MOTOR BODY



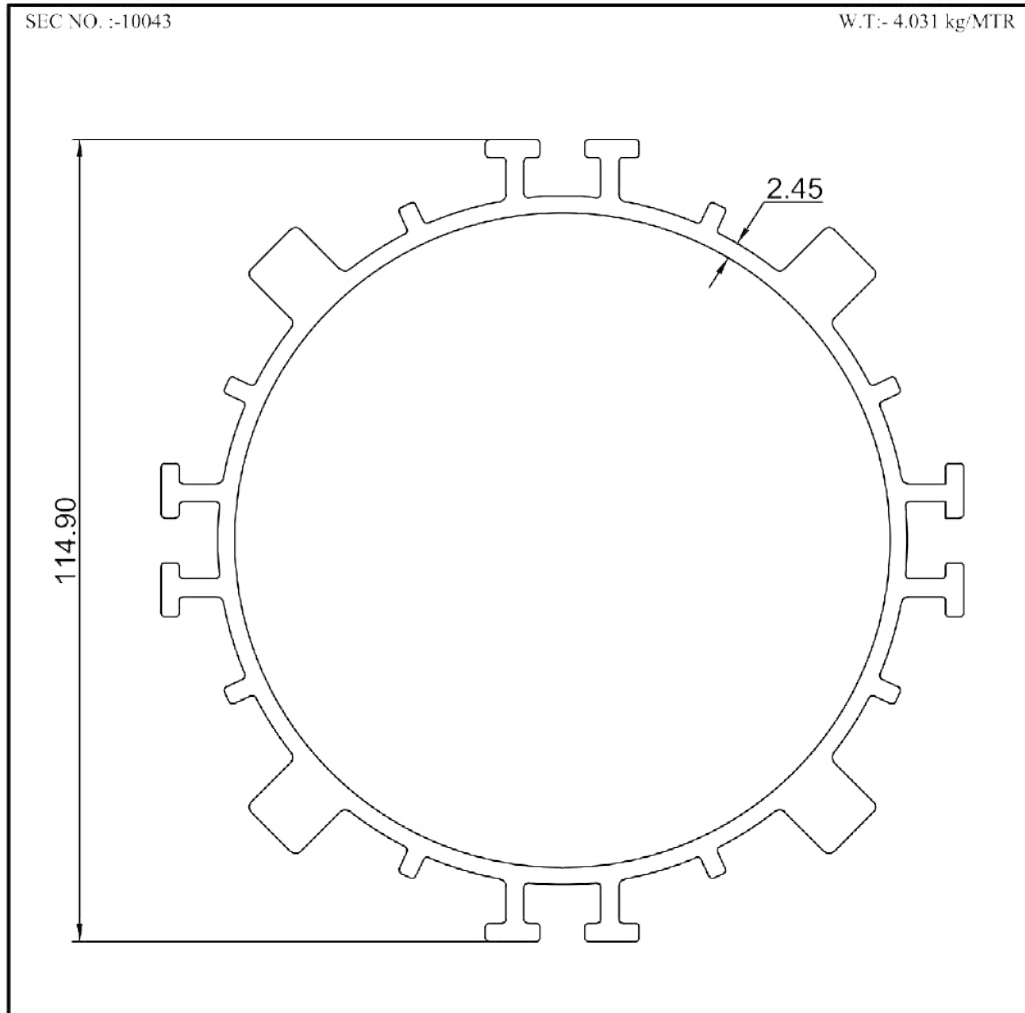
PUMP MOTOR BODY



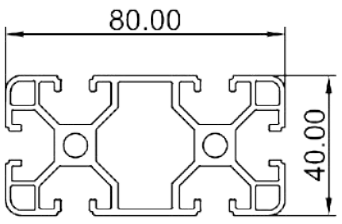
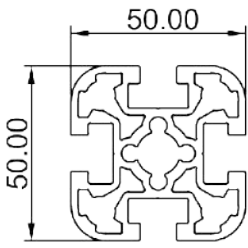
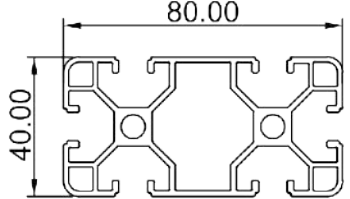
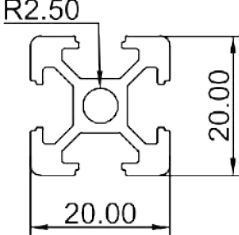
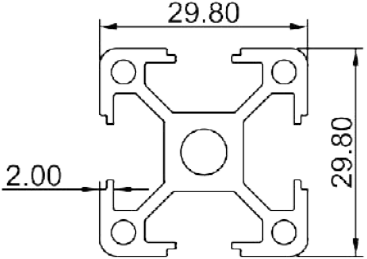
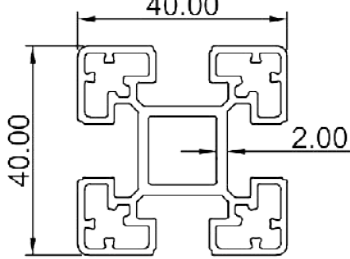
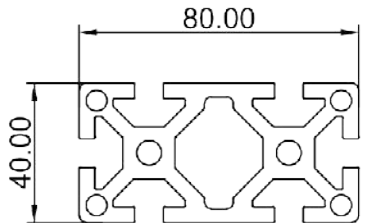
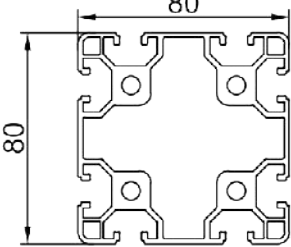
PUMP MOTOR BODY



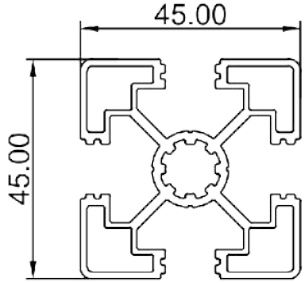
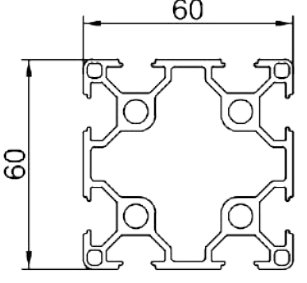
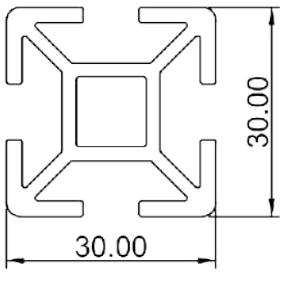
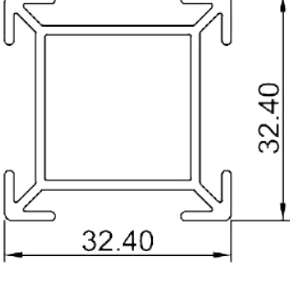
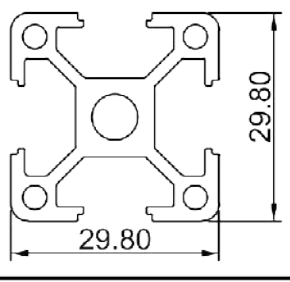
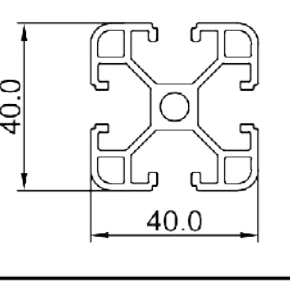
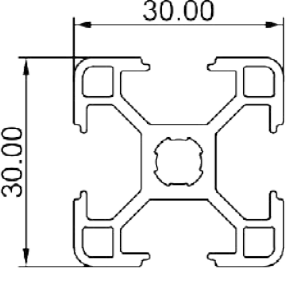
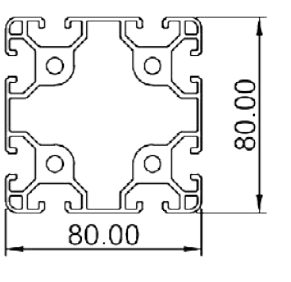
PUMP MOTOR BODY



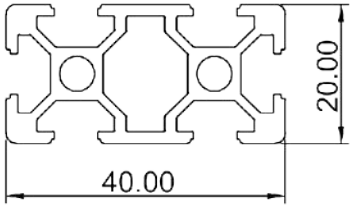
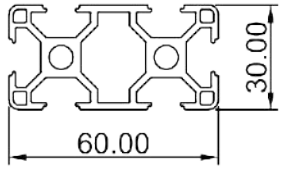
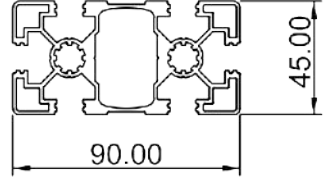
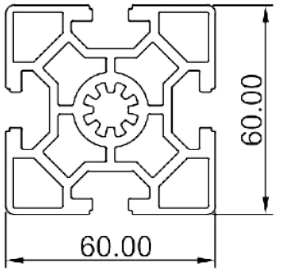
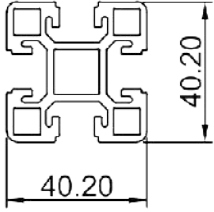
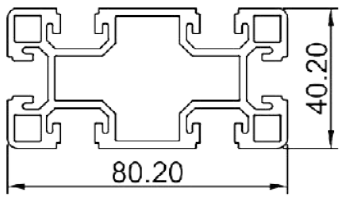
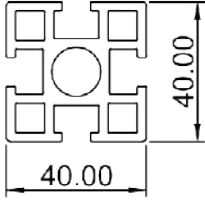
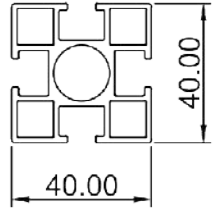
CONVEYOR

<p>SEC NO. :-10014 W.T:- 2.241 kg/MTR</p> 	<p>SEC NO. :-10015 W.T:- 2.461 kg/MTR</p> 
<p>SEC NO. :-10019 W.T:- 1.975 kg/MTR</p> 	<p>SEC NO. :-10009 W.T:- 0.458 kg/MTR</p> 
<p>SEC NO. :-10035 W.T:- 0.850 kg/MTR</p> 	<p>SEC NO. :-10036 W.T:- 1.210 kg/MTR</p> 
<p>SEC NO. :-10027 W.T:- 3.920 kg/MTR</p> 	<p>SEC NO. :-10028 W.T:- 4.196 kg/MTR</p> 

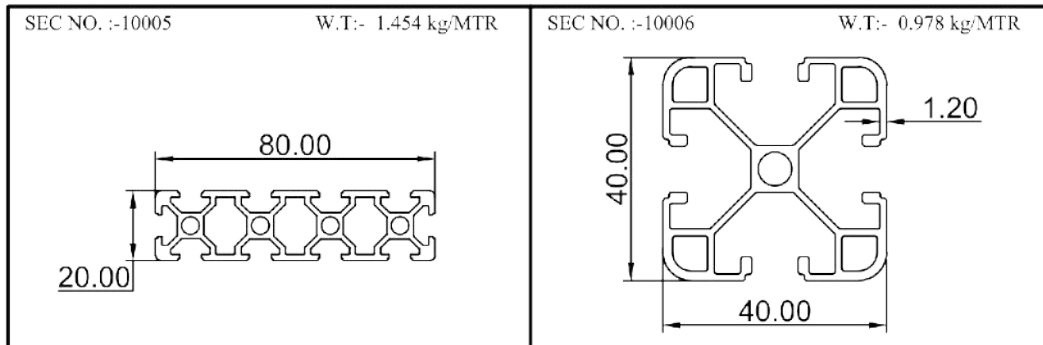
CONVEYOR

<p>SEC NO. :-10029 W.T:- 1.328 kg/MTR</p> 	<p>SEC NO. :-10030 W.T:- 2.230 kg/MTR</p> 
<p>SEC NO. :-GF-175 W.T:- 0.900 kg/MTR</p> 	<p>SEC NO. :-6508 W.T:- 0.560 kg/MTR</p> 
<p>SEC NO. :-6515 W.T:- 0.850 kg/MTR</p> 	<p>SEC NO. :-RSK-3001 W.T:- 1.255 kg/MTR</p> 
<p>SEC NO. :-RSK-3002 W.T:- 0.719 kg/MTR</p> 	<p>SEC NO. :-AV-02 W.T:- 4.405 kg/MTR</p> 

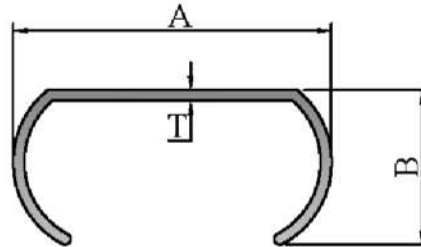
CONVEYOR

<p>SEC NO. :-AV-03 W.T:- 0.760 kg/MTR</p> 	<p>SEC NO. :-AV-04 W.T:- 1.500 kg/MTR</p> 
<p>SEC NO. :-AV-05 W.T:- 2.790 kg/MTR</p> 	<p>SEC NO. :-AV-06 W.T:- 3.530 kg/MTR</p> 
<p>SEC NO. :-AI-40X40 W.T:- 1.320 kg/MTR</p> 	<p>SEC NO. :-AI-80X40 W.T:- 2.480 kg/MTR</p> 
<p>SEC NO. :-ATC-14 W.T:- 1.780 kg/MTR</p> 	<p>SEC NO. :-ATC-32 W.T:- 1.220 kg/MTR</p> 

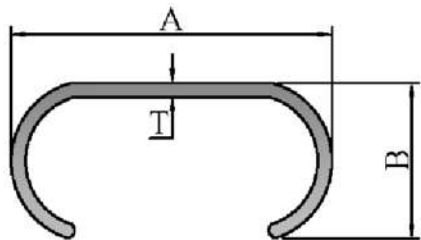
CONVEYOR



LADDER SECTION

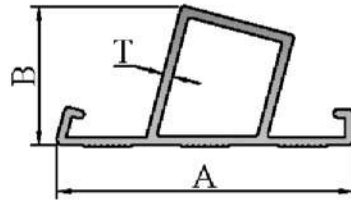


S.NO	SECTION .NO	A	B	T	WT.RANGE(KG/12')
1	1708	66.5	31.5	1	1.950 - 2.100
2	1709	66.5	31.5	1.1	2.200 - 2.300
3	1710	66.5	31.5	1.2	2.400 - 2.500
4	1711	66.5	31.5	1.5	2.900 - 3.050
5	1713	66.5	31.5	2	3.900 - 4.000
6	1714	66.5	31.5	2.5	4.900 - 5.000
7	1716	66.5	31.5	2.8	5.500 - 5.600
8	1717	66.5	31.5	3	5.900 - 6.000
9	1718 (L)	66.5	31.5	3.6	7.350 - 7.500
10	1718 (H)	66.5	31.5	3.8	7.700 - 7.800

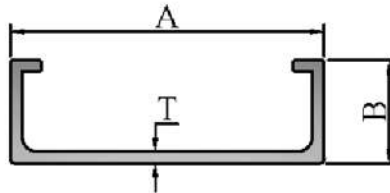


S.NO	SECTION .NO	A	B	T	WT.RANGE(KG/12')
1	1712 (R)	66.50	31.50	1.80	3.400 - 3.500
2	1714 (R)	66.50	31.50	2.50	4.800 - 4.900

LADDER SECTION

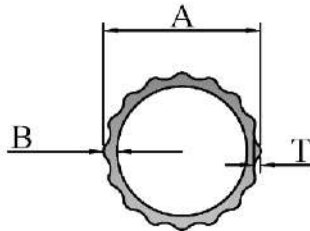


S.NO	SECTION .NO	A	B	T	WT.RANGE(KG/12')
1	1719	65.00	30.00	0.85	1.400 - 1.500
2	1720	65.00	30.00	1.05	1.700 - 1.800
3	1720 A	65.00	30.00	1.15	1.800 - 1.850
4	1725	115.40	29.80	1.50	3.180 - 3.510



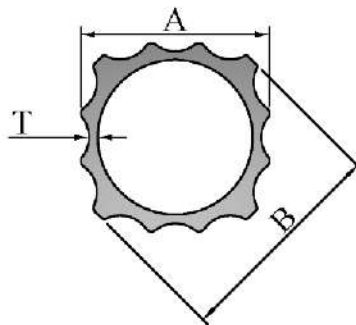
S.NO	SECTION .NO	A	B	T	WT.RANGE(KG/12')
1	1750	88.90	28.60	2.35	6.00 - 6.200

FLUTED TUBE



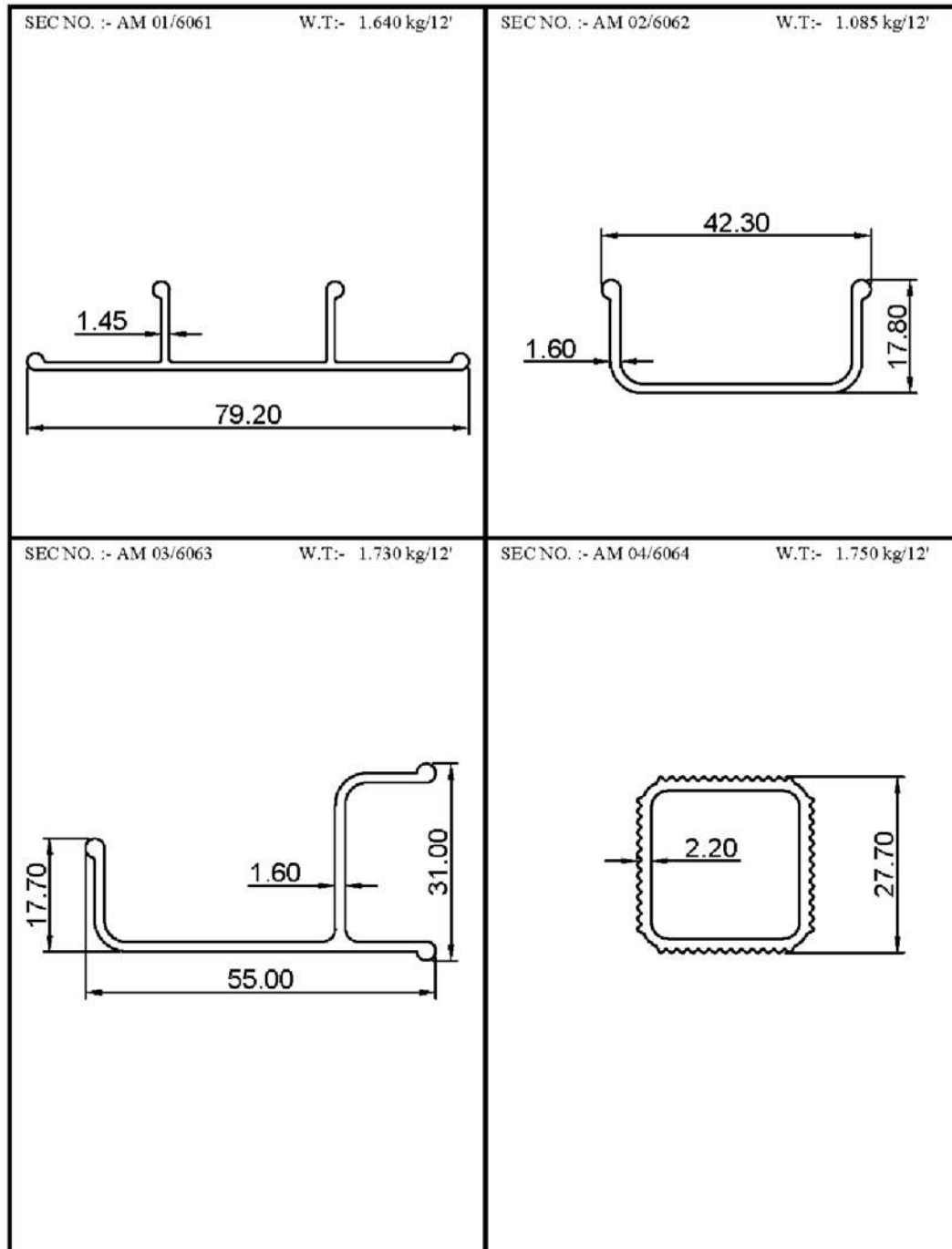
S.NO	SECTION .NO	A	B	T	WT.RANGE(KG/12')
1	1615 L	24.50	1.16	0.55	0.550 - 0.600
2	1615	25.00	1.04	0.64	0.650 - 0.700
3	1616	25.00	1.50	0.80	0.756 - 0.800
4	1617	25.20	1.75	0.85	0.950 - 1.050
5	1618	25.40	1.87	0.90	1.300 - 1.355

SQUARE FLUTED TUBE

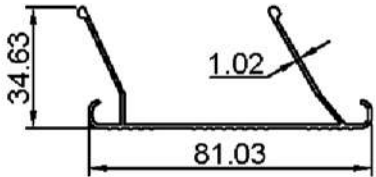
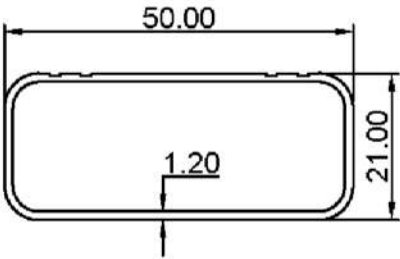
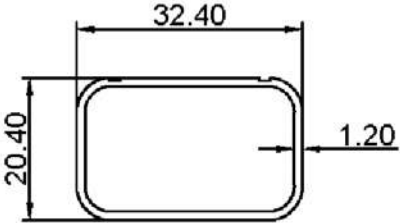
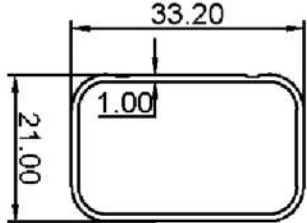
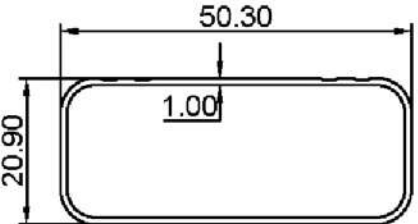
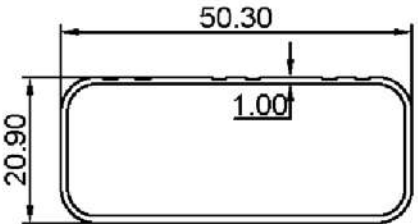


S.NO	SECTION .NO	A	B	T	WT.RANGE(KG/12')
1	1625	27.00	31.00	1.30	1.750 - 1.800

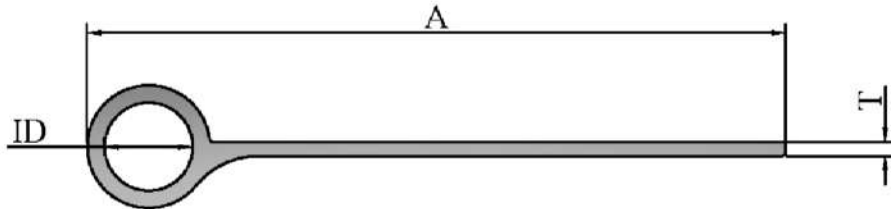
MODULAR LADDER SECTION



MODULAR LADDER SECTION

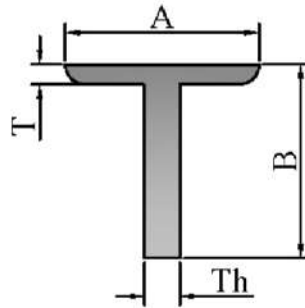
<p>SEC NO. :-AM 1001 W.T:- 1.800 kg/12'</p> 	<p>SEC NO. :- AM 2001 W.T:- 1.513 kg/12'</p> 
<p>SEC NO. :-AM 2002 W.T:- 1.095 kg/12'</p> 	<p>SEC NO. :-AM 2003 W.T:- 0.257 kg/12'</p> 
<p>SEC NO. :- AM 2004 W.T:- 0.346 kg/12'</p> 	<p>SEC NO. :- AM 2005 W.T:- 0.343 kg/12'</p> 

ALDROP PATTA



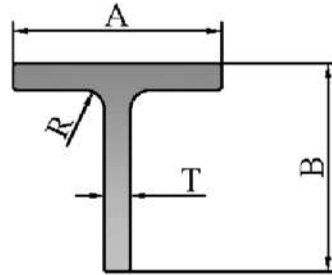
S.NO	SECTION .NO	A	ID	T	WT.RANGE(KG/12')
1	5502	101.00	11.20	1.80	2.150 - 2.300
2	5503	101.00	11.20	2.00	2.400 - 2.550
3	5504	100.00	11.20	2.10	2.600 - 2.750
4	5505	100.30	12.20	2.20	2.800 - 2.950
5	5506	100.50	12.20	2.40	3.000 - 3.150
6	5507	100.50	12.20	2.60	3.200 - 3.300
7	5511	100.00	12.50	3.20	4.050 - 4.250
8	5522 NS	115.50	14.00	2.50	3.400 - 3.550
9	5522	120.00	13.60	2.30	3.400 - 3.600
10	5525	121.00	14.60	2.45	3.950 - 4.150
11	5526	121.00	14.60	2.55	4.100 - 4.300
12	5528	124.00	15.25	2.80	4.450 - 4.650
13	5529	125.00	15.40	2.40	3.800 - 4.000
14	5532	125.00	16.20	3.30	5.700 - 6.000
15	5533	125.00	16.20	3.50	6.100 - 6.300
16	5534	125.00	16.20	3.70	6.400 - 6.700

ALDROP TEE



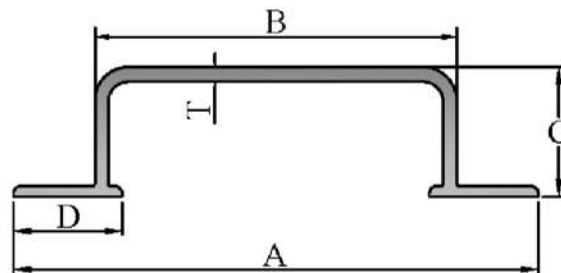
S.NO	SECTION .NO	A	B	T	TH	WT.RANGE(KG/12')
1	1820	30.45	35.00	1.95	4.75	2.100 - 2.200
2	1821	34.00	37.70	2.20	5.00	2.450 - 2.550
3	1822	34.80	35.00	3.10	5.90	2.800 - 2.900
4	1825	34.00	37.80	3.10	6.50	3.050 - 3.150
5	1826 L	39.00	38.00	3.40	6.25	3.150 - 3.250
6	1826	39.00	38.00	3.45	6.40	3.400 - 3.500
7	1827	40.00	38.00	3.50	6.50	3.600 - 3.800
8	1828	40.00	38.00	4.25	7.45	4.050 - 4.100
9	1829	41.70	39.50	4.15	7.00	4.100 - 4.200
10	1830 L	42.00	40.00	4.00	7.90	4.500 - 4.600
11	1830	41.80	42.50	4.30	7.80	4.500 - 4.600

SPECIAL TEE



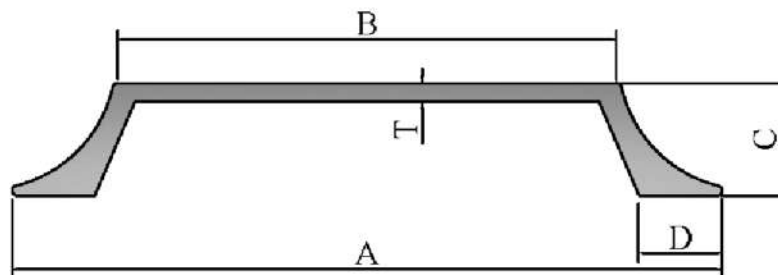
S.NO	SECTION .NO	A	B	T	R	WT.RANGE(KG/12')
1	1801 LL	24.50	22.00	1.50	0.00	0.680 - 0.720
2	1801 A	24.50	22.00	1.60	0.00	0.730 - 0.750
3	1801 L	24.80	22.00	1.65	0.00	0.780 - 0.800
4	1801	23.30	23.30	2.00	1.50	0.900 - 0.950
5	1802	24.00	24.00	2.60	2.00	1.050 - 1.100
6	1804	25.00	25.00	3.20	0.00	1.450 - 1.550
7	1810 L	24.00	28.00	3.30	0.00	1.500 - 1.600
8	1810	24.00	30.00	3.75	0.00	1.800 - 1.900
9	1811	24.00	30.00	4.15	0.00	2.000 - 2.100
10	1815	38.00	38.00	3.00	0.00	2.100 - 2.200

D - HANDLE



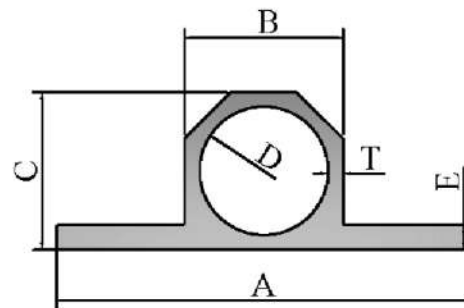
S.NO	SECTION .NO	A	B	C	D	T	WT.RANGE(KG/12')
1	5140 L	95.00	61.00	23.00	23.00	1.80	2.050 - 2.300
2	5140	98.00	61.00	25.40	23.68	2.20	2.700 - 2.900
3	5150	118.00	80.00	30.00	27.00	1.90	2.800 - 2.900
4	5151, KK	124.00	80.10	30.00	26.00	2.90	4.400 - 4.600
5	5151KKH	124.00	80.10	30.00	26.00	3.05	4.800 - 5.000
6	5152	124.00	84.00	30.50	26.25	3.20	5.150 - 5.300
7	5154	125.10	86.20	31.00	26.00	3.50	6.400 - 6.600
8	5252 L	142.00	99.00	30.00	27.50	2.00	3.400 - 3.600
9	5252	142.00	99.00	30.00	27.50	2.10	3.700 - 3.900
10	5253	142.00	98.00	29.50	27.50	0.00	5.500 - 5.700
11	5254	145.40	105.20	30.60	27.00	3.40	6.300 - 6.500
12	5255	145.40	105.20	30.60	27.00	3.60	6.600 - 6.900
13	5255 H	145.40	105.20	30.60	27.00	3.70	7.400 - 7.600

HANDLE

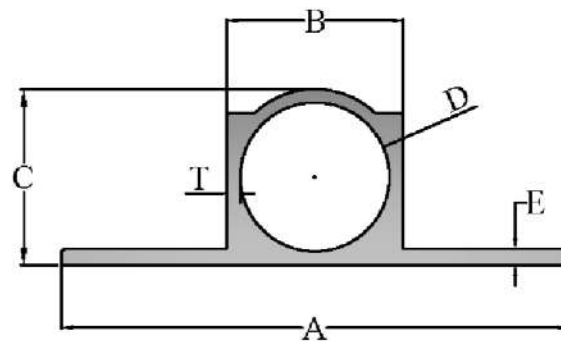


S.NO	SECTION .NO	A	B	C	D	T	WT.RANGE(KG/12')
1	SW-49	145.00	101.90	23.00	17.00	3.80	7.250 - 7.350
2	SW-50	125.50	82.40	23.00	17.00	3.80	6.500 - 6.600

TOWER BOLT

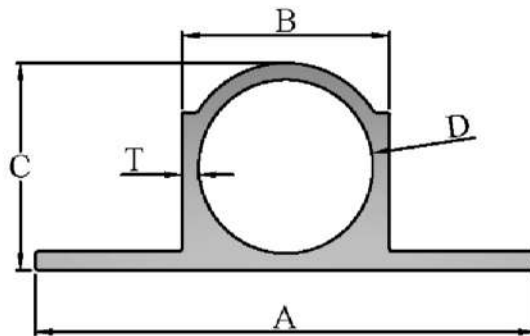


S.NO	SECTION .NO	A	B	C	D	T	WT.RANGE(KG/12')
1	1391 L	30.00	11.70	10.00	0.80	1.30	0.680 - 0.700
2	1391 A	31.50	12.10	10.20	0.95	1.25	0.730 - 0.780
3	1391	35.00	12.30	10.80	0.70	0.80	0.600 - 0.650
4	1393	34.50	13.00	11.60	0.70	0.85	0.750 - 0800
5	1395 I	36.00	14.50	12.50	1.00	2.10	1.180 - 1.220
6	1396	38.00	14.50	11.80	1.35	2.30	1.250 - 1.300
7	1396 H	38.00	15.00	12.50	1.25	2.40	1.300 - 1.350



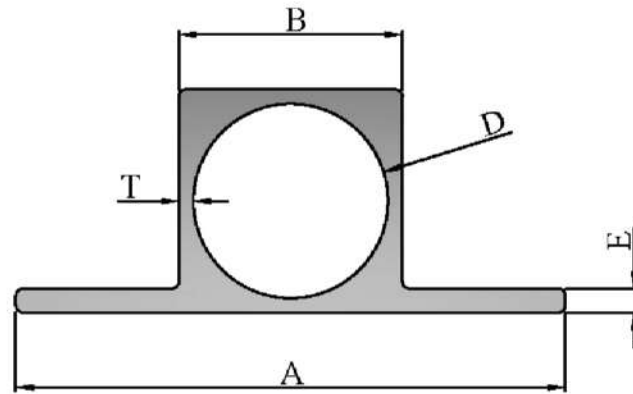
S.NO	SECTION .NO	A	B	C	D	T	WT.RANGE(KG/12')
1	1304	24.00	10.20	8.50	0.85	0.90	0.450 - 0.475
2	1305	24.00	10.50	8.50	1.05	1.50	0.670 - 0.700
3	1370	40.00	13.90	12.00	0.95	1.15	0.950 - 1.000
4	1371	43.50	15.10	12.80	1.15	1.35	1.180 - 1.220

TOWER BOLT

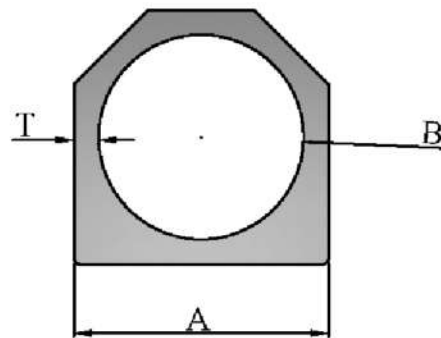


S.NO	SECTION .NO	A	B	C	D	T	WT.RANGE(KG/12')
1	1307	28.50	10.40	9.20	0.60	0.70	0.430 - 0.470
2	1309	30.00	11.60	10.40	0.60	0.75	0.480 - 0.520
3	1311	29.50	11.10	9.50	0.80	0.86	0.550 - 0.600
4	1312	30.00	11.60	10.00	0.80	0.95	0.600 - 0.650
5	1312 A	30.00	11.70	9.70	1.00	1.20	0.700 - 0.725
6	1313	30.50	11.95	10.20	0.87	1.00	0.650 - 0.700
7	1314	31.00	12.10	10.20	0.95	1.10	0.750 - 0.800
8	1315	31.50	12.60	10.50	1.05	1.15	0.800 - 0.850
9	1315 A	31.50	12.80	10.50	1.12	1.27	0.840 - 0.890
10	1321	30.50	11.45	10.50	0.72	0.83	0.550 - 0.600
11	1321 A	31.00	11.50	9.80	0.85	1.30	0.670 - 0.700
12	1322	31.00	12.05	10.30	0.875	1.00	0.650 - 0.700
13	1323	31.50	12.40	10.50	0.95	1.25	0.750 - 0.800
14	1324	31.50	13.30	10.80	1.25	1.50	0.950 - 1.000
15	1350	35.00	12.30	10.80	0.75	0.80	0.600 - 0.650
16	1351	36.00	12.80	11.20	0.80	0.90	0.700 - 0.750
17	1351 A	36.00	13.70	12.10	0.80	0.85	0.700 - 0.750
18	1352	36.00	13.20	11.50	0.85	0.95	0.750 - 0.800
19	1352 A	36.00	13.10	11.60	0.75	1.50	0.800 - 0.850
20	1353 I	36.00	13.80	12.20	0.80	1.65	0.875 - 0.900
21	1353 A	36.00	13.40	11.40	1.00	1.60	0.970 - 0.990
22	1354	36.00	13.90	12.00	0.95	1.55	0.950 - 1.000
23	1355	36.00	14.90	12.50	1.20	1.35	1.050 - 1.100
24	1356	37.00	14.90	12.50	1.20	1.80	1.150 - 1.200
25	1357	37.50	14.40	12.40	1.00	1.50	0.980 - 1.020
26	1358	37.00	15.40	12.20	1.60	2.02	1.400 - 1.450
27	1358 A	37.00	15.40	12.60	1.40	2.38	1.350 - 1.400
28	1359	38.00	15.10	12.50	1.30	1.90	1.250 - 1.300
29	1364	38.00	17.00	12.80	2.00	2.30	1.750 - 1.800
30	1365	38.00	17.30	13.00	2.15	2.35	1.850 - 1.900

TOWER BOLT

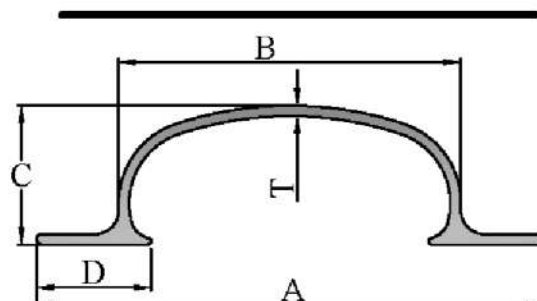


S.NO	SECTION .NO	A	D	B	T	E	WT.RANGE(KG/12')
1	1380L(9.2)	30.00	10.20	11.70	0.75	1.35	0.770 - 0.800
2	1380(9.8)	30.50	10.80	12.55	0.80	1.35	0.850 - 0.900



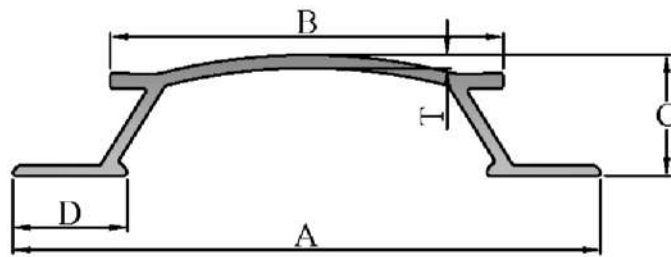
S.NO	SECTION .NO	A	B	T	WT.RANGE(KG/12')
1	1390	13.8	11.1	1.35	0.750 - 0.800

C - HANDLE



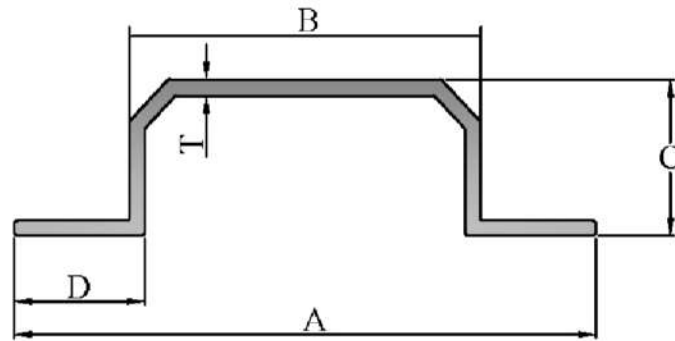
S.NO	SECTION .NO	A	B	C	D	T	WT.RANGE(KG/12')
1	5020	100.80	66.00	28.10	25.00	1.40	2.100 - 2.200
2	5024	101.00	66.00	28.10	25.00	1.90	2.650 - 2.750
3	5025	101.00	66.00	28.10	25.00	2.10	2.800 - 3.000
4	5029	101.00	66.00	28.10	25.00	2.50	3.400 - 3.500
5	5030	101.00	66.00	28.10	25.00	2.70	3.550 - 3.750
6	5100	116.50	81.70	28.50	25.00	1.40	2.000 - 2.250
7	5101	116.50	81.70	28.50	25.00	1.50	2.300 - 2.450
8	5102	118.50	81.80	29.00	25.00	1.70	2.500 - 2.650
9	5103	118.50	81.80	29.00	25.00	1.75	2.700 - 2.850
10	5104	120.00	80.80	32.35	26.50	1.78	2.900 - 3.050
11	5105	121.00	81.70	32.35	27.00	3.55	3.100 - 3.250
12	5106	128.00	84.23	36.50	29.50	1.85	3.500 - 3.700
13	5107	130.00	84.00	35.00	29.50	2.95	3.750 - 3.950
14	5108 F	129.50	84.70	36.20	29.70	3.36	3.850 - 4.000 FULL
15	5109	142.00	99.00	33.50	29.25	1.70	4.000 - 4.200
16	5110	138.20	97.00	35.00	28.00	1.65	4.250 - 4.450
17	5112	142.60	99.00	37.00	29.50	2.43	4.500 - 4.700
18	5113	138.20	97.00	35.00	28.00	2.80	4.750 - 4.950
19	G5120	128.00	85.00	35.00	29.80	2.70	4.950 - 5.150
20	5114	138.20	97.00	35.00	28.00	3.00	5.000 - 5.200
21	5115 F	144.00	99.00	37.00	30.00	3.20	5.000 - 5.200 FULL
22	5116 F	144.60	100.00	38.00	30.50	3.50	5.300 - 5.500 FULL
23	5117	144.60	100.00	38.00	30.50	3.50	5.300 - 5.500
24	5118	144.60	100.00	38.00	30.50	3.50	5.600 - 5.800
25	5119	144.60	100.00	38.00	30.50	3.50	5.850 - 6.100
26	5120 F	144.60	100.00	38.00	30.50	3.50	5.850 - 6.100 FULL
27	G5120F	127.50	84.00	37.00	36.00	3.20	5.850 - 6.100 FULL

PALKI - HANDLE



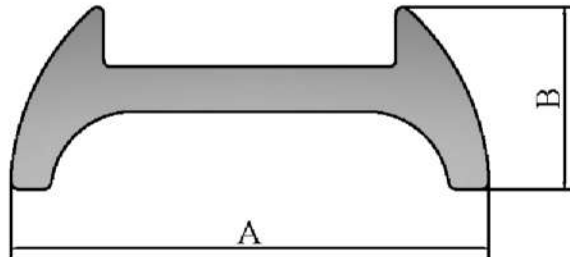
S.NO	SECTION .NO	A	B	C	D	T	WT.RANGE(KG/12')
1	5305	105.00	70.00	21.50	20.40	2.40	3.200 - 3.500
2	5306	101.00	69.00	24.00	20.10	2.30	3.000 - 3.300
3	5325	120.00	84.80	31.60	27.00	3.00	4.400 - 4.700
4	5328	121.00	86.00	32.00	27.00	3.40	5.350 - 5.550
5	5356	146.00	111.30	31.60	27.00	3.30	5.600 - 5.800
6	5358	146.00	110.50	32.50	27.00	3.75	6.400 - 6.700

HANDLE

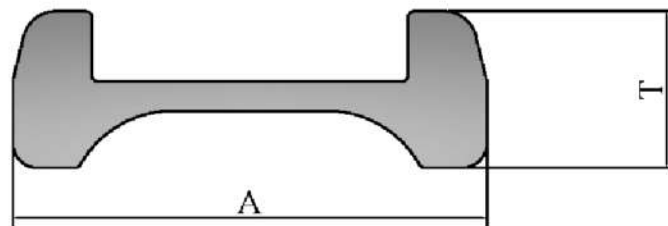


S.NO	SECTION .NO	A	B	C	D	T	WT.RANGE(KG/12')
1	5004	85.20	51.30	22.60	19.00	1.80	1.950 - 2.200
2	5005	85.20	51.30	22.60	19.00	2.00	2.300 - 2.400
3	5010	103.60	70.00	23.45	18.50	1.90	2.500 - 2.600
4	5011	103.60	70.00	23.45	18.50	2.10	2.700 - 3.000

FERRULE SECTION




S.NO	SECTION .NO	A	T	WT.RANGE(KG/12')
1	F-1250	28.80	11.00	1.140 - 1.200
2	F-1251	28.80	11.00	1.300 - 1.350
3	F-1252	30.00	10.50	1.400 - 1.450
4	F-1253	29.00	10.50	1.305 - 1.444



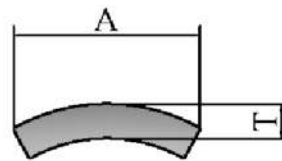
S.NO	SECTION .NO	A	T	WT.RANGE(KG/12')
1	F-1254	29.10	9.60	1.200 - 1.300
2	F-1256	29.00	9.70	1.225 - 1.354

COOKER PATTI



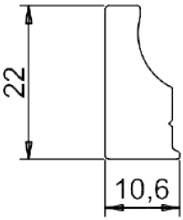
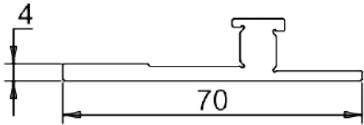
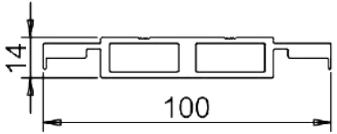
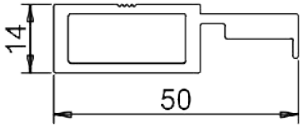
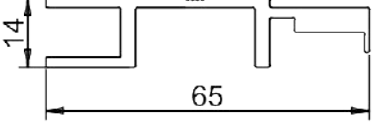
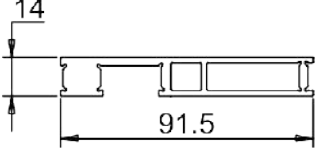
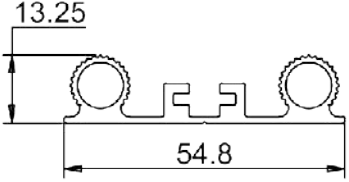

S.NO	SECTION .NO	A	T	WT.RANGE(KG/12')
1	1215	16.75	3.60	0.588 - 0.649
2	1215L	16.80	3.60	0.560 - 0.619

HALF ROUND FLAT BAR

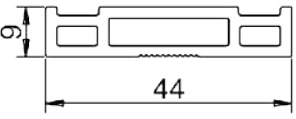
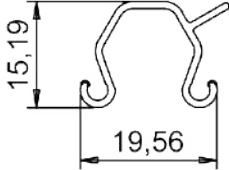
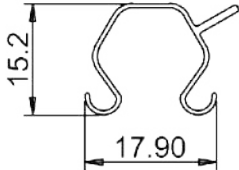
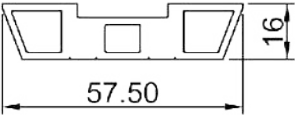
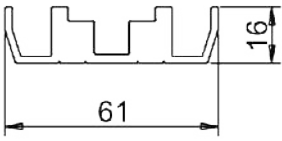
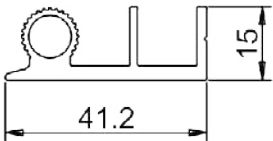
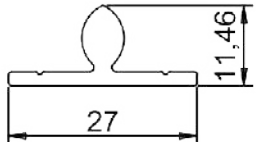
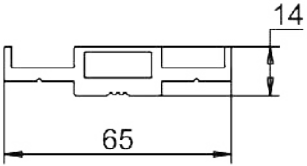


S.NO	SECTION .NO	A	T	WT.RANGE(KG/12')
1	19X4R	18.80	3.6	0.587 - 0.648
2	10044	18.80	3.6	0.604 - 0.667

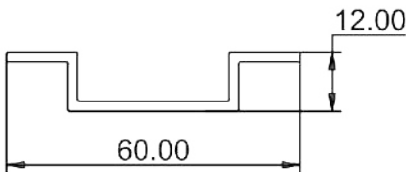
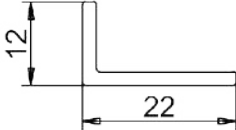
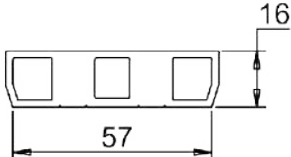
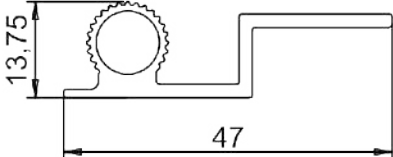
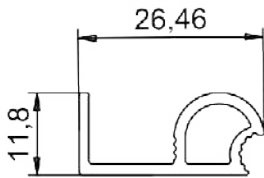
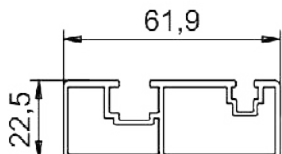
TEXTILE MACHINERY

<p>SEC NO. :-AJ-01 W.T:- 0.440 kg/MTR</p> 	<p>SEC NO. :-AJ-02 W.T:- 0.890 kg/MTR</p> 
<p>SEC NO. :-AJ-03 W.T:- 1.360 kg/MTR</p> 	<p>SEC NO. :-AJ-04 W.T:- 0.700 kg/MTR</p> 
<p>SEC NO. :-AJ-05 W.T:- 0.710 kg/MTR</p> 	<p>SEC NO. :-AJ-06 W.T:- 1.500 kg/MTR</p> 
<p>SEC NO. :-AJ-08 W.T:- 0.510 kg/MTR</p> 	<p>SEC NO. :-AJ-09 W.T:- 0.280 kg/MTR</p> 

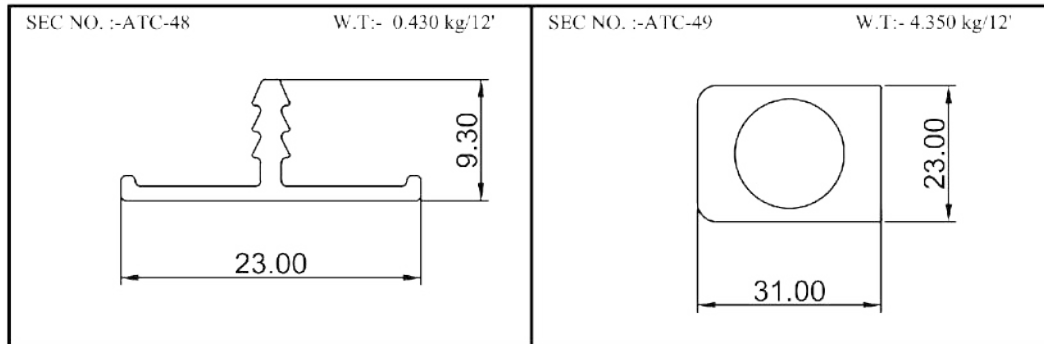
TEXTILE MACHINERY

<p>SEC NO. :-AJ-10 W.T:- 0.580 kg/MTR</p> 	<p>SEC NO. :-AJ-11 W.T:- 0.170 kg/MTR</p> 
<p>SEC NO. :-AJ-12 W.T:- 0.100 kg/MTR</p> 	<p>SEC NO. :-AJ-13 W.T:- 1.360 kg/MTR</p> 
<p>SEC NO. :-AJ-14 W.T:- 1.240 kg/MTR</p> 	<p>SEC NO. :-AJ-15 W.T:- 0.550 kg/MTR</p> 
<p>SEC NO. :-AJ-16 W.T:- 0.260 kg/MTR</p> 	<p>SEC NO. :-AJ-17 W.T:- 1.300 kg/MTR</p> 

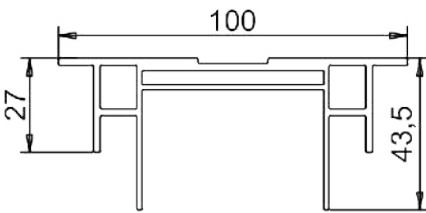
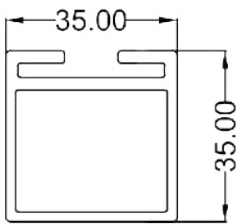
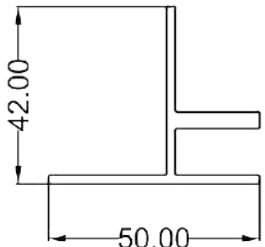
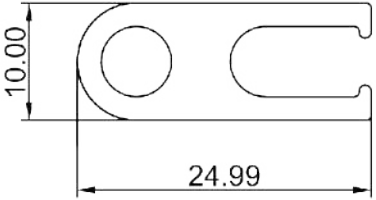
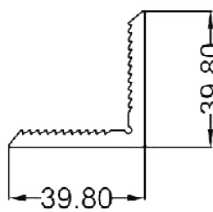
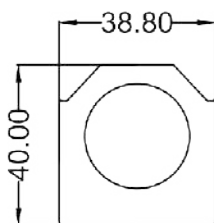
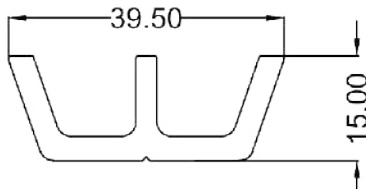
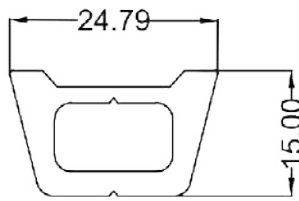
TEXTILE MACHINERY

<p>SEC NO. :-AJ-18 W.T:- 0.440 kg/MTR</p>  <p>A cross-sectional diagram of an L-shaped profile. The total width is 60.00 and the height of the vertical leg is 12.00.</p>	<p>SEC NO. :-AJ-19 W.T:- 0.180 kg/MTR</p>  <p>A cross-sectional diagram of an L-shaped profile. The height of the vertical leg is 12 and the width of the horizontal leg is 22.</p>
<p>SEC NO. :-AJ-20 W.T:- 1.580 kg/MTR</p>  <p>A cross-sectional diagram of a profile with three rectangular cutouts. The total width is 57 and the height of the vertical leg is 16.</p>	<p>SEC NO. :-AJ-21 W.T:- 0.410 kg/MTR</p>  <p>A cross-sectional diagram of a profile with a gear-like circular feature. The height of the vertical leg is 13.75 and the total width is 47.</p>
<p>SEC NO. :-AJ-22 W.T:- 0.070 kg/MTR</p>  <p>A cross-sectional diagram of a profile with a semi-circular feature. The total width is 26.46 and the height of the vertical leg is 11.8.</p>	<p>SEC NO. :-AJ-23 W.T:- 0.240 kg/MTR</p>  <p>A cross-sectional diagram of a profile with a complex internal structure. The total width is 61.9 and the height of the vertical leg is 22.5.</p>

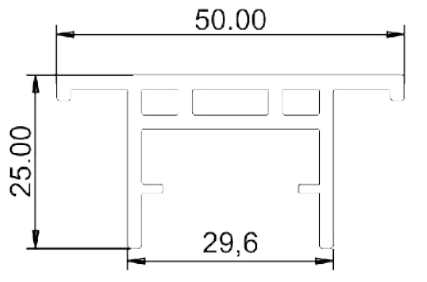
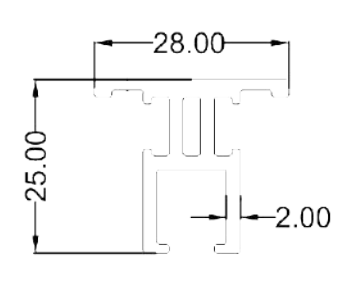
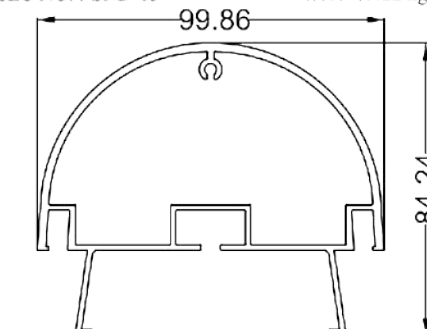


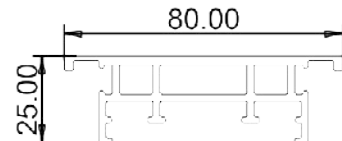
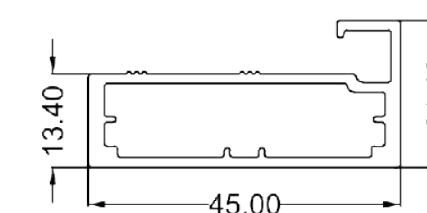
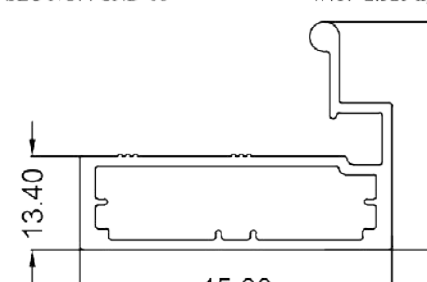
GENERAL MISCELLENEOUS SECTION



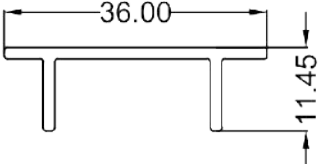
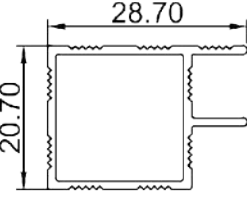
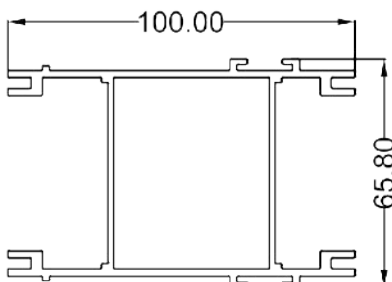
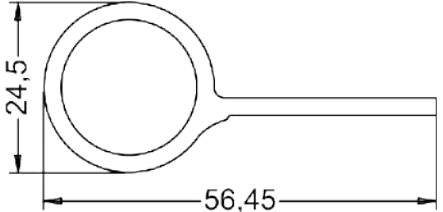
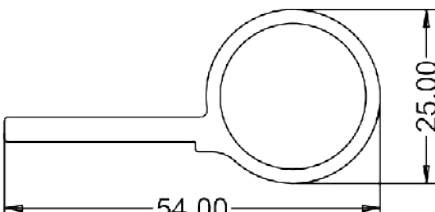
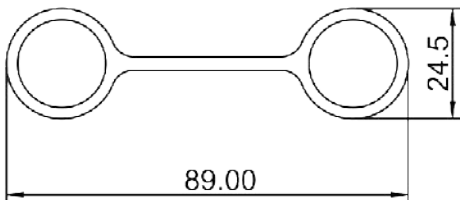
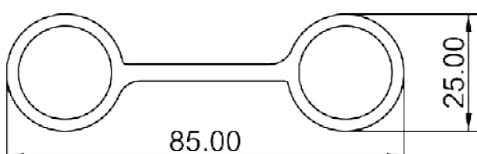
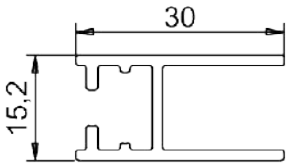
GENERAL MISCELLENEOUS SECTION

<p>SEC NO. :-SND-09 W.T:- 1.600 kg/12'</p> 	<p>SEC NO. :-SM-01 W.T:- 3.279 kg/12'</p> 
<p>SEC NO. :-SM-02 W.T:- 2.570 kg/12'</p> 	<p>SEC NO. :-SM-03 W.T:- 1.040 kg/12'</p> 
<p>SEC NO. :-MA-01 W.T:- 3.189 kg/12'</p> 	<p>SEC NO. :-MA-02 W.T:- 8.982 kg/12'</p> 
<p>SEC NO. :-MA-03 W.T:- 2.258 kg/12'</p> 	<p>SEC NO. :-MA-04 W.T:- 1.726 kg/12'</p> 


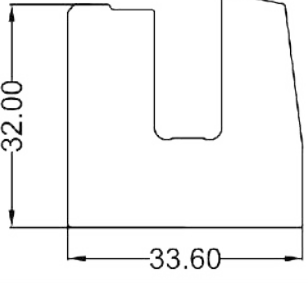
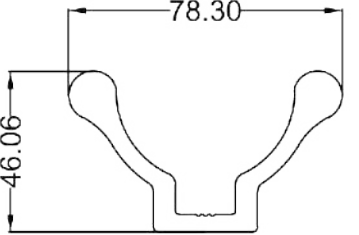
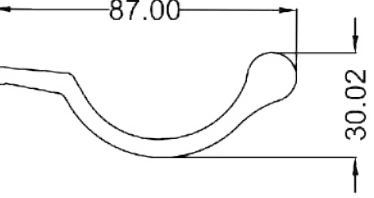
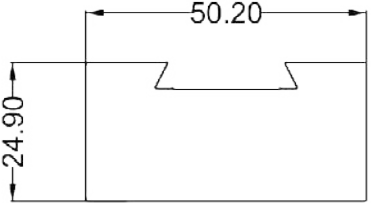
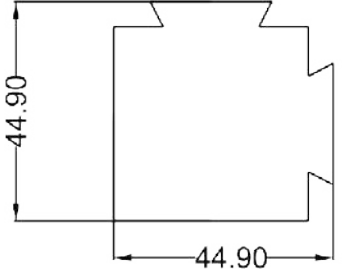
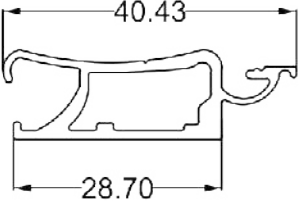
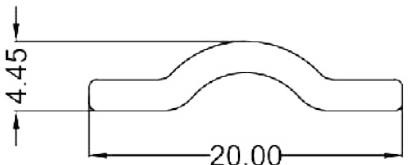
GENERAL MISCELLENEOUS SECTION

<p>SEC NO. :-SND-01R W.T:- 2.694 kg/12'</p> 	<p>SEC NO. :-SND-02 W.T:- 1.782 kg/12'</p> 
<p>SEC NO. :-SND-03 W.T:- 7.422 kg/12'</p> 	<p>SEC NO. :-SND-04 W.T:- 0.837 kg/12'</p> 
<p>SEC NO. :-SND-05 W.T:- 0.648 kg/12'</p> 	<p>SEC NO. :-SND-06 W.T:- 4.670 kg/12'</p> 
<p>SEC NO. :-SND-07 W.T:- 2.075 kg/12'</p> 	<p>SEC NO. :-SND-08 W.T:- 2.325 kg/12'</p> 

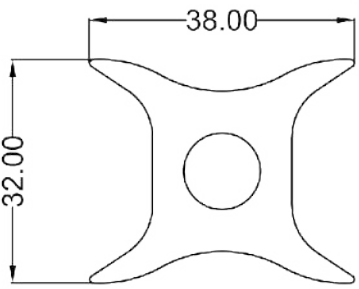
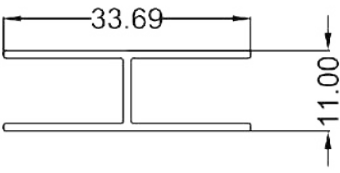
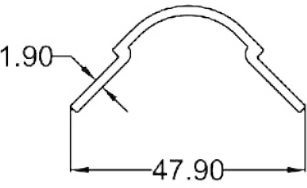
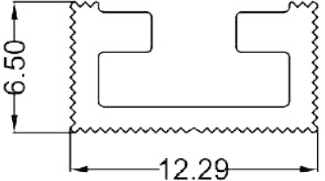
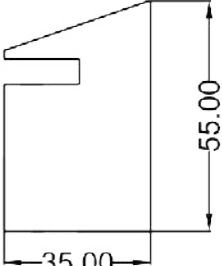
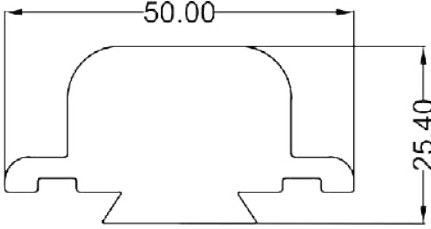
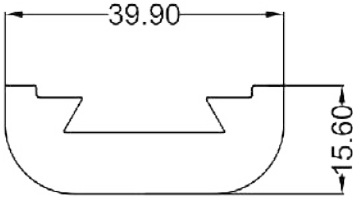
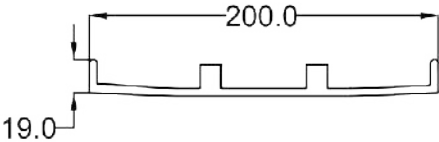
GENERAL MISCELLENEOUS SECTION

<p>SEC NO. :-MA-05 W.T:- 0.879 kg/12'</p> 	<p>SEC NO. :-SR-2009 W.T:- 1.000 kg/12'</p> 
<p>SEC NO. :-SR-2008 W.T:- 7.393 kg/12'</p> 	<p>SEC NO. :-CC-01 W.T:- 2.547 kg/12'</p> 
<p>SEC NO. :- CC-03 W.T:- 2.529 kg/12'</p> 	<p>SEC NO. :- CC-02 W.T:- 4.700 kg/12'</p> 
<p>SEC NO. :- CC-04 W.T:- 4.756 kg/12'</p> 	<p>SEC NO. :- SR-1017 W.T:- 1.215 kg/12'</p> 

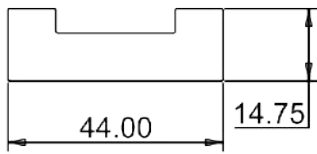
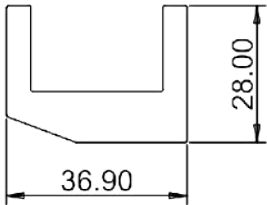
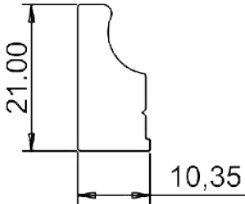

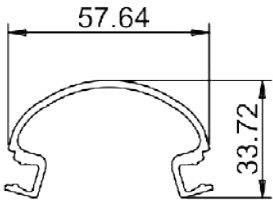
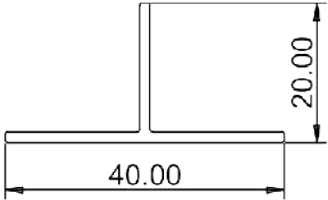
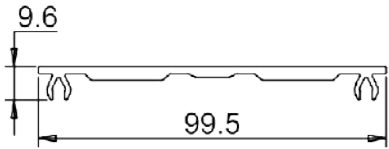
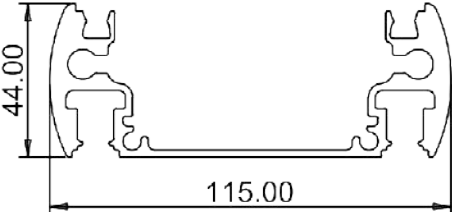
GENERAL MISCELLENEOUS SECTION

<p>SEC NO. :-SR-1018 W.T:- 1.145 kg/12'</p> 	<p>SEC NO. :-VM-01 W.T:- 8.580 kg/12'</p> 
<p>SEC NO. :-VM-02 W.T:- 8.476 kg/12'</p> 	<p>SEC NO. :-VM-03 W.T:- 6.163 kg/12'</p> 
<p>SEC NO. :-VM-04 W.T:- 11.235 kg/12'</p> 	<p>SEC NO. :-VM-05 W.T:- 17.892 kg/12'</p> 
<p>SEC NO. :-VM-06 W.T:- 1.355 kg/12'</p> 	<p>SEC NO. :-VM-07 W.T:- 0.422 kg/12'</p> 

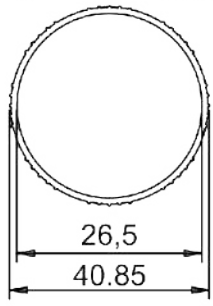
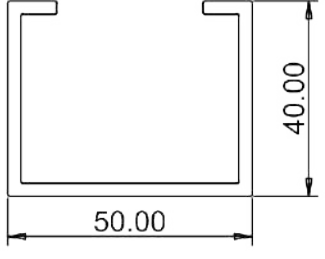
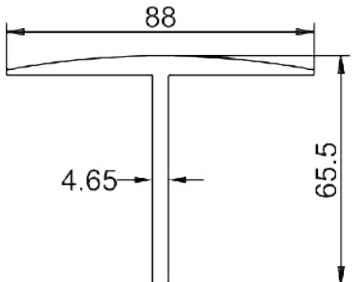
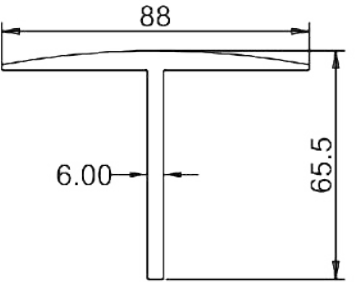
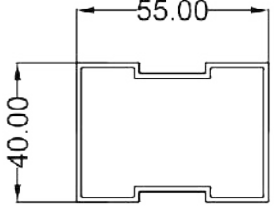

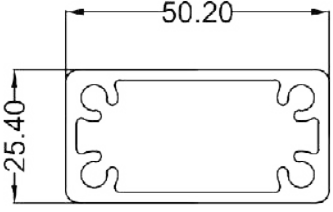
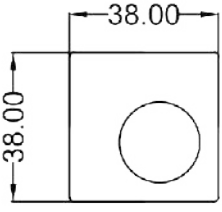
GENERAL MISCELLENEOUS SECTION

<p>SEC NO. :-VM-08 W.T:- 5.290 kg/12'</p> 	<p>SEC NO. :-VM-1001 W.T:- 0.790 kg/12'</p> 
<p>SEC NO. :-VM-1002 W.T:- 1.293 kg/12'</p> 	<p>SEC NO. :-VM-1003 W.T:- 0.374 kg/12'</p> 
<p>SEC NO. :-VM-1004 W.T:- 15.915 kg/12'</p> 	<p>SEC NO. :-VM-1005 W.T:- 7.853 kg/12'</p> 
<p>SEC NO. :-VM-1006 W.T:- 4.168 kg/12'</p> 	<p>SEC NO. :-VM-3001 R01 W.T:- 13.560 kg/12'</p> 


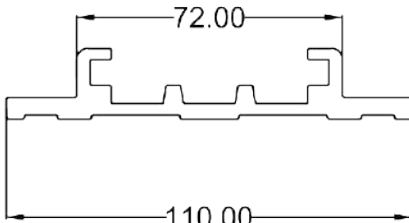
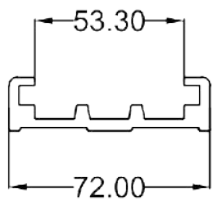
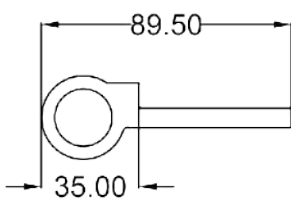
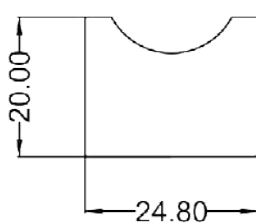

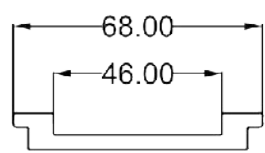
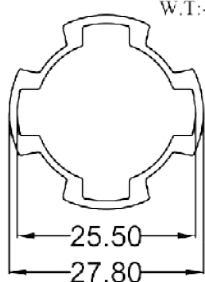
GENERAL MISCELLENEOUS SECTION

<p>SEC NO. :-TONY-04 W.T:- 5.220 kg/12'</p> 	<p>SEC NO. :-TONY-05 W.T:- 5.170 kg/12'</p> 
<p>SEC NO. :-TONY-06 W.T:- 1.580 kg/12'</p> 	<p>SEC NO. :-TONY-07 W.T:- 3.858 kg/12'</p> 
<p>SEC NO. :-TONY-08 W.T:- 2.670 kg/12'</p> 	<p>SEC NO. :-TONY-10 W.T:- 0.865 kg/12'</p> 
<p>SEC NO. :-TONY-11 W.T:- 3.435 kg/12'</p> 	<p>SEC NO. :-TONY-12 W.T:- 9.925 kg/12'</p> 

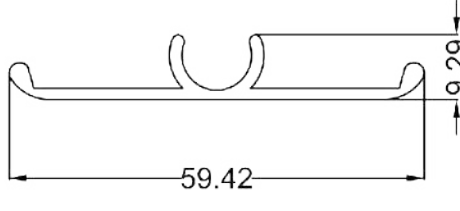
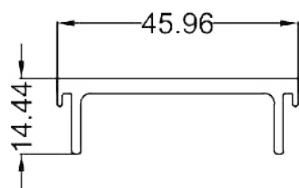
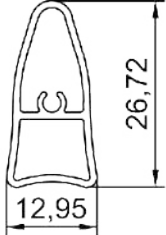
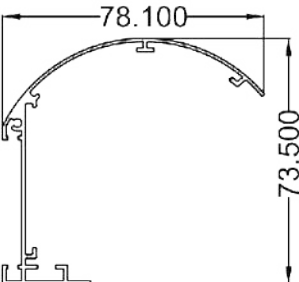
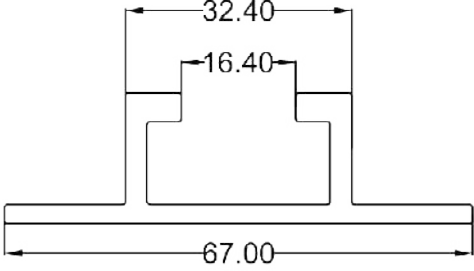
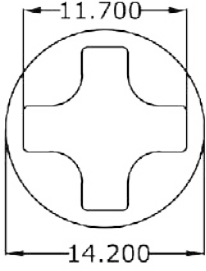
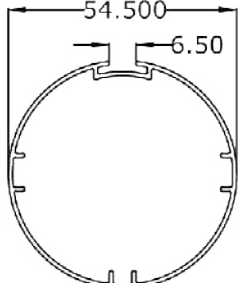
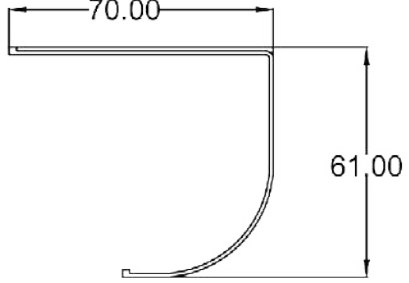
GENERAL MISCELLENEOUS SECTION

<p>SEC NO. :-TONY-13 W.T:- 1.520 kg/12'</p> 	<p>SEC NO. :-TONY-14 W.T:- 3.715 kg/12'</p> 
<p>SEC NO. :-18001 W.T:- 6.450 kg/12'</p> 	<p>SEC NO. :-18002 W.T:- 7.265 kg/12'</p> 
<p>SEC NO. :-TONY-15 W.T:- 2.700 kg/12'</p> 	<p>SEC NO. :-AAI-01 W.T:- 0.473 kg/12'</p> 
<p>SEC NO. :-4001 W.T:- 3.980 kg/12'</p> 	<p>SEC NO. :-4002 W.T:- 10.710 kg/12'</p> 

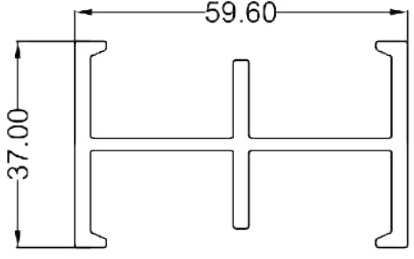
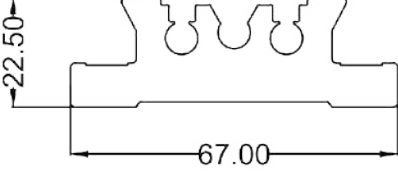
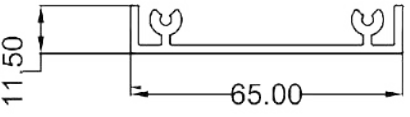
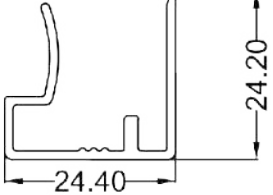
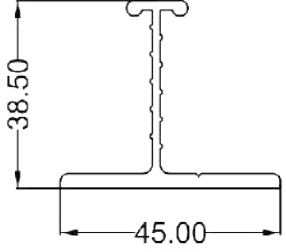
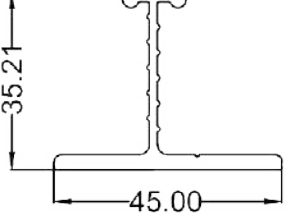
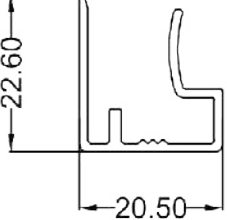
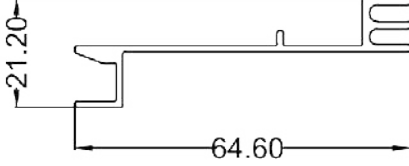
GENERAL MISCELLENEOUS SECTION

<p>SEC NO. :-4003 W.T:- 9.343 kg/12'</p> 	<p>SEC NO. :-4004 W.T:- 6.865 kg/12'</p> 
<p>SEC NO. :-4005 W.T:- 4.845 kg/12'</p> 	<p>SEC NO. :-4006 W.T:- 8.537 kg/12'</p> 
<p>SEC NO. :-4007 W.T:- 4.268 kg/12'</p> 	<p>SEC NO. :- 4008 W.T:- 3.630 kg/12'</p> 
<p>SEC NO. :-4009 W.T:- 3.490 kg/12'</p> 	<p>SEC NO. :-4366 W.T:- 1.310 kg/12'</p> 

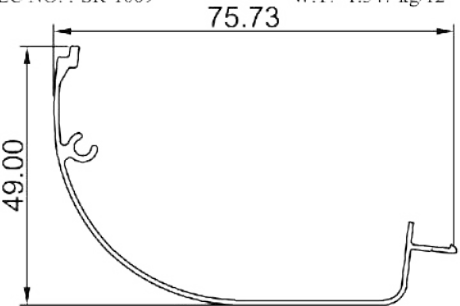
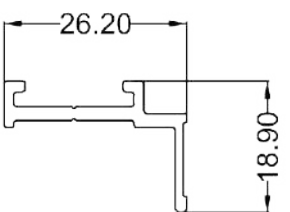
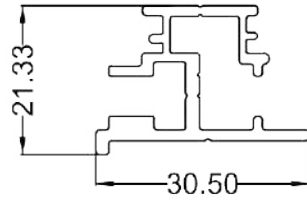
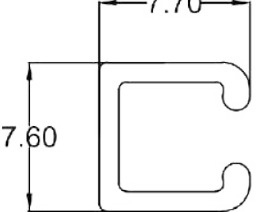
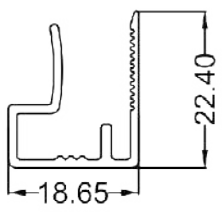
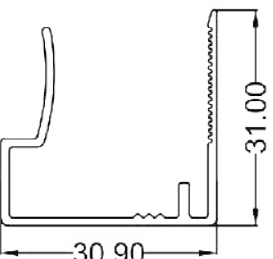
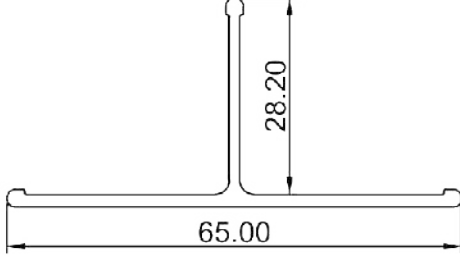
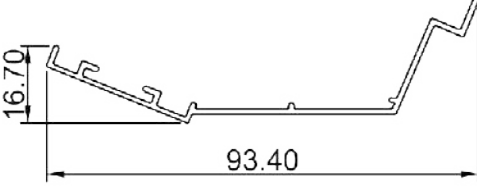
GENERAL MISCELLENEOUS SECTION

<p>SEC NO. :-GCJN-114 W.T:- 1.330 kg/12'</p> 	<p>SEC NO. :-GCJN-15 W.T:- 1.700 kg/12'</p> 
<p>SEC NO. :-GCJN-101 W.T:- 0.991 kg/12'</p> 	<p>SEC NO. :-GCJN-103 W.T:- 2.580 kg/12'</p> 
<p>SEC NO. :-GCJN-104 W.T:- 2.800 kg/12'</p> 	<p>SEC NO. :-GCJN-105 W.T:- 0.870 kg/12'</p> 
<p>SEC NO. :-GCJN-106 W.T:- 1.960 kg/12'</p> 	<p>SEC NO. :-SU-113 W.T:- 1.550 kg/12'</p> 

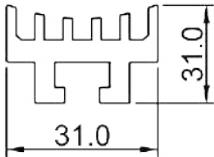
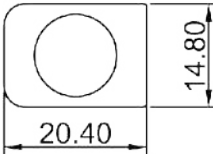
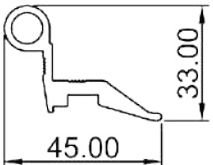
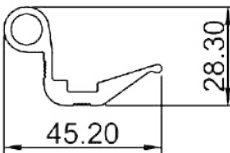
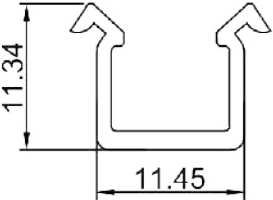
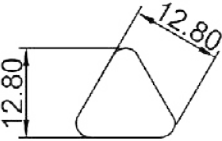
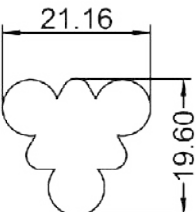
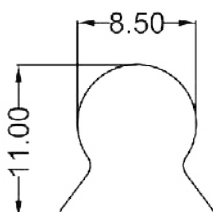
GENERAL MISCELLENEOUS SECTION

<p>SEC NO. :-SR-1001 W.T:- 4.232 kg/12'</p> 	<p>SEC NO. :-SR-1002 W.T:- 8.924 kg/12'</p> 
<p>SEC NO. :-SR-1003 W.T:- 2.325 kg/12'</p> 	<p>SEC NO. :-SR-1004 W.T:- 0.977 kg/12'</p> 
<p>SEC NO. :-SR-1005 W.T:- 2.201 kg/12'</p> 	<p>SEC NO. :-SR-1006 W.T:- 2.149 kg/12'</p> 
<p>SEC NO. :-SR-1007 W.T:- 0.873 kg/12'</p> 	<p>SEC NO. :-SR-1008 W.T:- 0.251 kg/12'</p> 

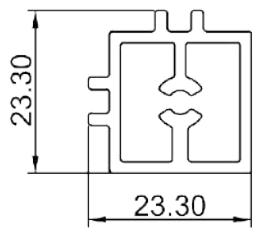
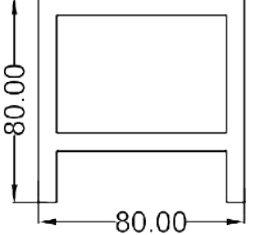
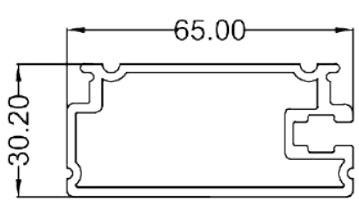
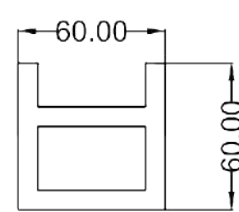
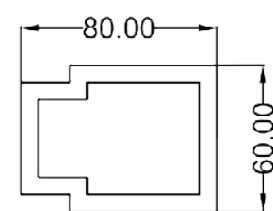
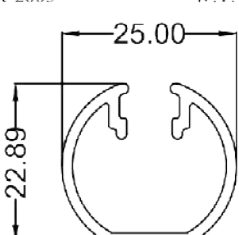
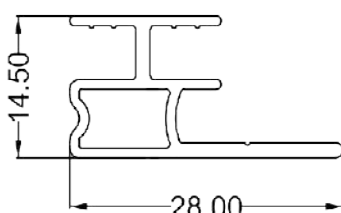
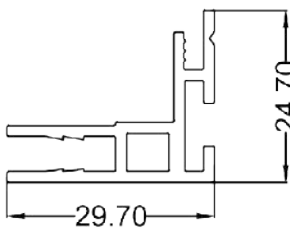
GENERAL MISCELLENEOUS SECTION

<p>SEC NO. :-SR-1009 W.T:- 1.347 kg/12'</p> 	<p>SEC NO. :-SR-1010 W.T:- 0.841 kg/12'</p> 
<p>SEC NO. :-SR-1011 W.T:- 1.495 kg/12'</p> 	<p>SEC NO. :-SR-1012 W.T:- 0.240 kg/12'</p> 
<p>SEC NO. :-SR-1013 W.T:- 0.820 kg/12'</p> 	<p>SEC NO. :-SR-1014 W.T:- 1.130 kg/12'</p> 
<p>SEC NO. :-SR-1015 W.T:- 1.640 kg/12'</p> 	<p>SEC NO. :-AHU.- 175 W.T:- 2.320 kg/12'</p> 

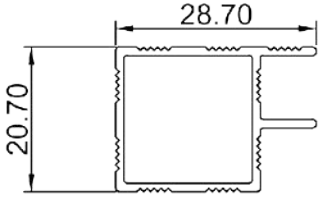
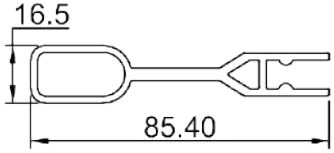
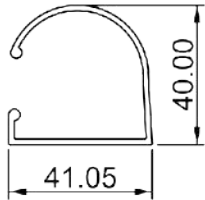
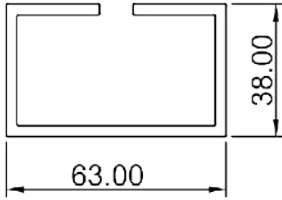
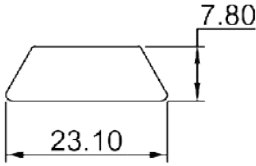
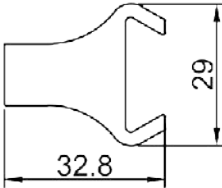
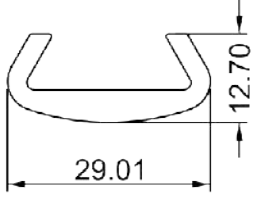
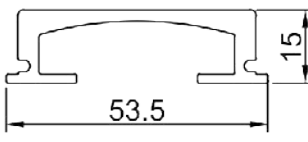
GENERAL MISCELLENEOUS SECTION

<p>SEC NO. :-ATC-50 W.T:- 6.800 kg/12'</p> <div style="text-align: center;">  </div>	<p>SEC NO. :-ATC-51 W.T:- 1.870 kg/12'</p> <div style="text-align: center;">  </div>
<p>SEC NO. :-ATC-52 W.T:- 2.620 kg/12'</p> <div style="text-align: center;">  </div>	<p>SEC NO. :-ATC-53 W.T:- 2.450 kg/12'</p> <div style="text-align: center;">  </div>
<p>SEC NO. :-ATC-54 W.T:- 0.436 kg/12'</p> <div style="text-align: center;">  </div>	<p>SEC NO. :-ATC-55 W.T:- 1.168 kg/12'</p> <div style="text-align: center;">  </div>
<p>SEC NO. :-ATC-56 W.T:- 2.517 kg/12'</p> <div style="text-align: center;">  </div>	<p>SEC NO. :-ATC-57 W.T:- 0.841 kg/12'</p> <div style="text-align: center;">  </div>

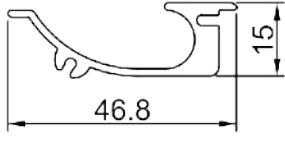
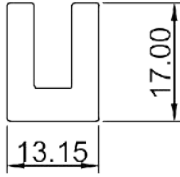
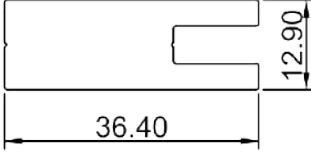
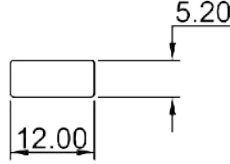
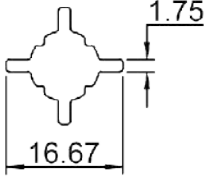
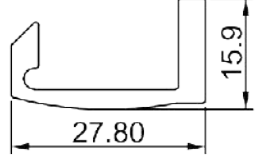
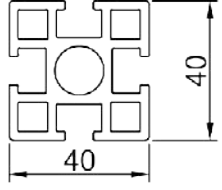
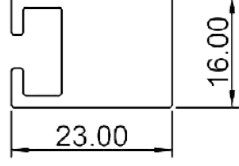
GENERAL MISCELLENEOUS SECTION

<p>SEC NO. :-ATC-58 W.T:- 1.804 kg/12'</p> 	<p>SEC NO. :-SR-2001 W.T:- 20.198 kg/12'</p> 
<p>SEC NO. :-SR-2002 W.T:- 4.546 kg/12'</p> 	<p>SEC NO. :-SR-2003 W.T:- 16.442 kg/12'</p> 
<p>SEC NO. :-SR-2004 W.T:- 17.431 kg/12'</p> 	<p>SEC NO. :-SR-2005 W.T:- 1.194 kg/12'</p> 
<p>SEC NO. :-SR-2006 W.T:- 0.868 kg/12'</p> 	<p>SEC NO. :-SR-2007 W.T:- 1.605 kg/12'</p> 

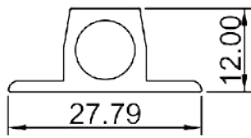
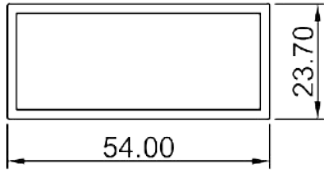
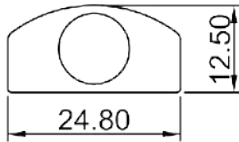
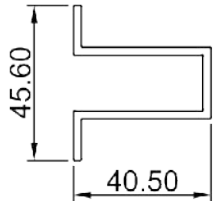
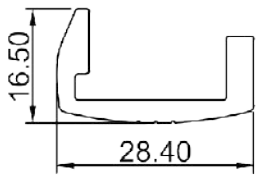
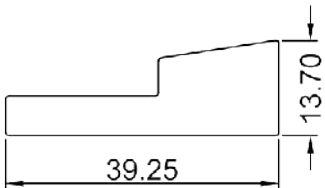
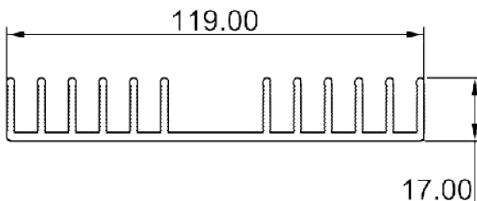
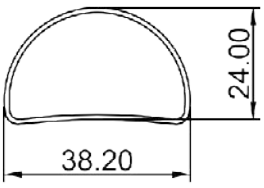
GENERAL MISCELLENEOUS SECTION

<p>SEC NO. :-SR-2009 W.T:- 1.000 kg/12'</p> 	<p>SEC NO. :-ATC-01 W.T:- 3.960 kg/12'</p> 
<p>SEC NO. :-ATC-02 W.T:- 2.050 kg/12'</p> 	<p>SEC NO. :-ATC-03 W.T:- 5.500 kg/12'</p> 
<p>SEC NO. :-ATC-04 W.T:- 1.500 kg/12'</p> 	<p>SEC NO. :-ATC-05 W.T:- 4.470 kg/12'</p> 
<p>SEC NO. :-ATC-06 W.T:- 1.540 kg/12'</p> 	<p>SEC NO. :-ATC-07 W.T:- 2.800 kg/12'</p> 

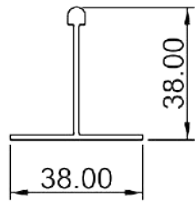
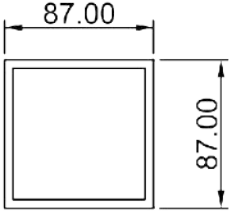
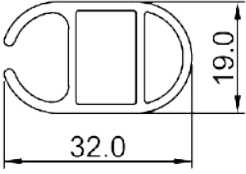
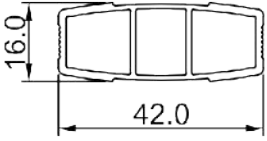
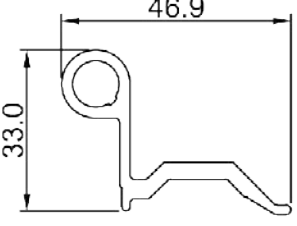
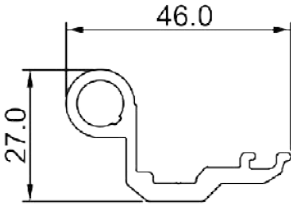
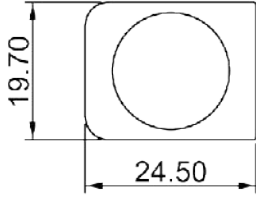
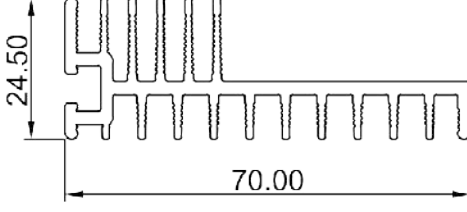
GENERAL MISCELLENEOUS SECTION

<p>SEC NO. :-ATC-08 W.T:- 1.700 kg/12'</p> 	<p>SEC NO. :-ATC-09 W.T:- 1.550 kg/12'</p> 
<p>SEC NO. :-ATC-10 W.T:- 3.980 kg/12'</p> 	<p>SEC NO. :-ATC-11 W.T:- 0.615 kg/12'</p> 
<p>SEC NO. :-ATC-12 W.T:- 0.977 kg/12'</p> 	<p>SEC NO. :-ATC-13 W.T:- 1.400 kg/12'</p> 
<p>SEC NO. :-ATC-14 W.T:- 6.500 kg/12'</p> 	<p>SEC NO. :-ATC-15 W.T:- 2.850 kg/12'</p> 

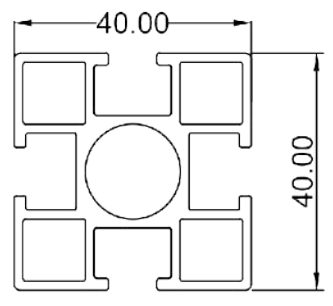
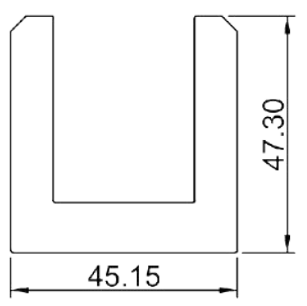

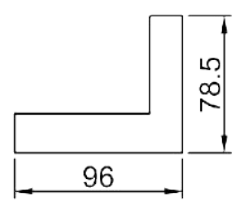
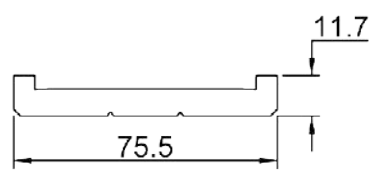
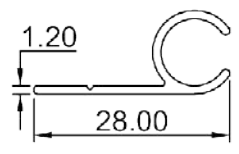
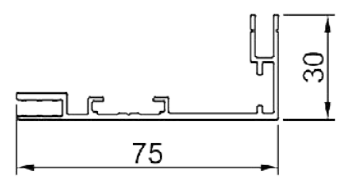
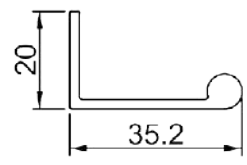
GENERAL MISCELLENEOUS SECTION

<p>SEC NO. :-ATC-16 W.T:- 1.050 kg/12'</p> 	<p>SEC NO. :-ATC-17 W.T:- 1.820 kg/12'</p> 
<p>SEC NO. :-ATC-18 W.T:- 1.920 kg/12'</p> 	<p>SEC NO. :-ATC-19 W.T:- 2.770 kg/12'</p> 
<p>SEC NO. :-ATC-20 W.T:- 1.550 kg/12'</p> 	<p>SEC NO. :-ATC-21 W.T:- 3.365 kg/12'</p> 
<p>SEC NO. :-ATC-22 W.T:- 2.760 kg/12'</p> 	<p>SEC NO. :- ATC-23 W.T:- 1.011 kg/12'</p> 

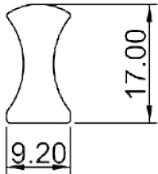
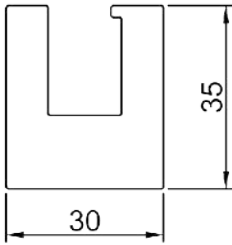
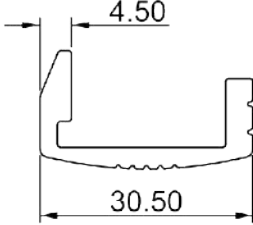
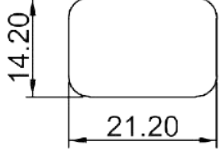
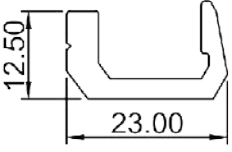
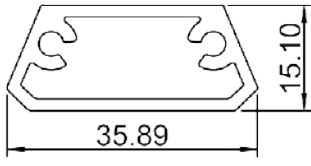
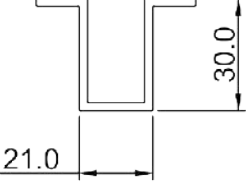
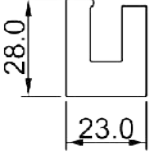
GENERAL MISCELLENEOUS SECTION

<p>SEC NO. :-ATC-24 W.T:- 1.180 kg/12'</p> 	<p>SEC NO. :-ATC-25 W.T:- 9.961 kg/12'</p> 
<p>SEC NO. :-ATC-26 W.T:- 1.700 kg/12'</p> 	<p>SEC NO. :-ATC-27 W.T:- 1.645 kg/12'</p> 
<p>SEC NO. :-ATC-28 W.T:- 2.445 kg/12'</p> 	<p>SEC NO. :-ATC-29 W.T:- 2.415 kg/12'</p> 
<p>SEC NO. :-ATC-30 W.T:- 2.255 kg/12'</p> 	<p>SEC NO. :-ATC-31 W.T:- 4.175 kg/12'</p> 

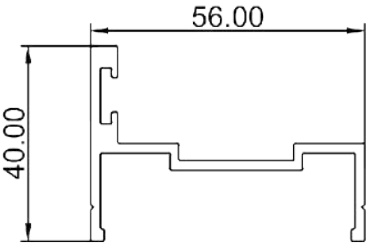
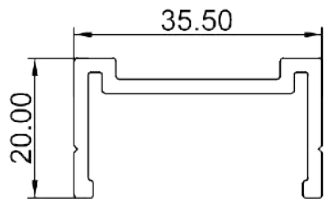
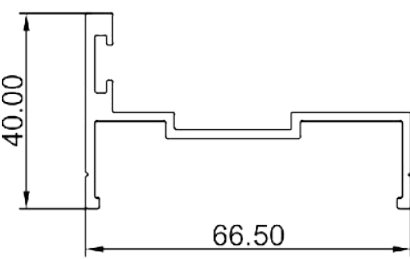
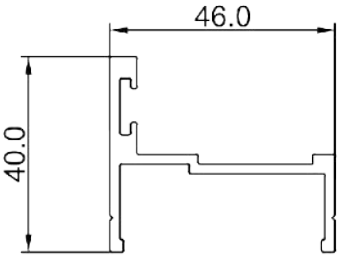
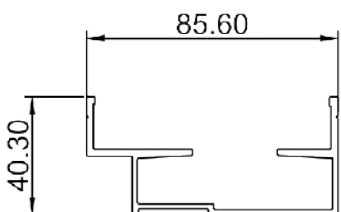
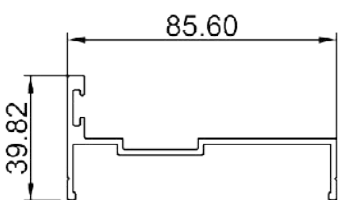
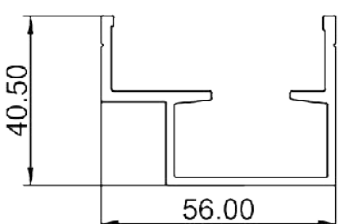
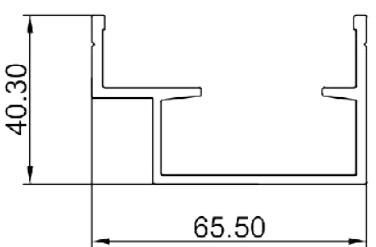
GENERAL MISCELLENEOUS SECTION

<p>SEC NO. :-ATC-32 W.T:- 4.450 kg/12'</p> 	<p>SEC NO. :-ATC-33 W.T:- 10.640 kg/12'</p> 
<p>SEC NO. :-ATC-34 W.T:- 6.965 kg/12'</p> 	<p>SEC NO. :-ATC-35 W.T:- 31.581 kg/12'</p> 
<p>SEC NO. :-ATC-36 W.T:- 6.275 kg/12'</p> 	<p>SEC NO. :-ATC-37 W.T:- 0.576 kg/12'</p> 
<p>SEC NO. :-ATC-38 W.T:- 2.369 kg/12'</p> 	<p>SEC NO. :-ATC-39 W.T:- 1.327 kg/12'</p> 

GENERAL MISCELLENEOUS SECTION

<p>SEC NO. :-ATC-40 W.T:- 1.045 kg/12'</p> <div style="text-align: center;">  </div>	<p>SEC NO. :-ATC-41 W.T:- 7.510 kg/12'</p> <div style="text-align: center;">  </div>
<p>SEC NO. :-ATC-42 W.T:- 1.570 kg/12'</p> <div style="text-align: center;">  </div>	<p>SEC NO. :-ATC-43 W.T:- 2.900 kg/12'</p> <div style="text-align: center;">  </div>
<p>SEC NO. :-ATC-44 W.T:- 1.285 kg/12'</p> <div style="text-align: center;">  </div>	<p>SEC NO. :-ATC-45 W.T:- 1.820 kg/12'</p> <div style="text-align: center;">  </div>
<p>SEC NO. :-ATC-46 W.T:- 2.400 kg/12'</p> <div style="text-align: center;">  </div>	<p>SEC NO. :-ATC-47 W.T:- 4.640 kg/12'</p> <div style="text-align: center;">  </div>

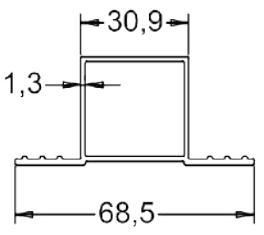
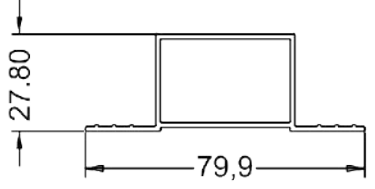
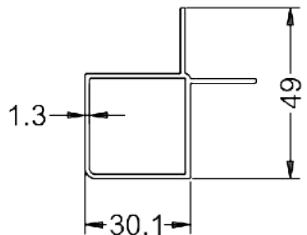
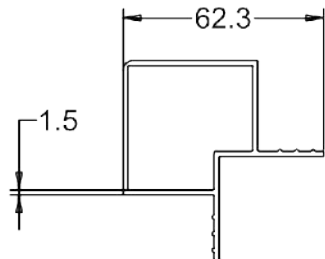
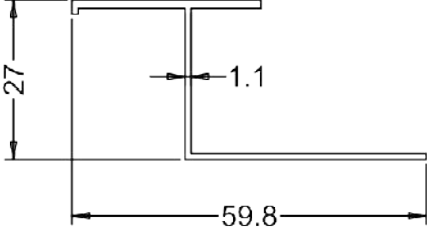
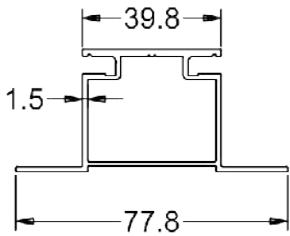
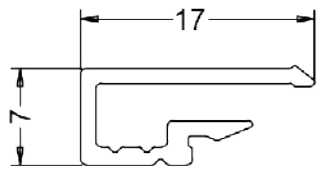

TELECOMMUNICATION

<p>SEC NO. :-JM-01 W.T:- 0.750 kg/MTR</p> 	<p>SEC NO. :-JM-02 W.T:- 0.430 kg/MTR</p> 
<p>SEC NO. :-JM-03 W.T:- 0.740 kg/MTR</p> 	<p>SEC NO. :-JM-04 W.T:- 0.680 kg/MTR</p> 
<p>SEC NO. :-JM-05 W.T:- 1.140 kg/MTR</p> 	<p>SEC NO. :-JM-06 W.T:- 0.830 kg/MTR</p> 
<p>SEC NO. :-JM-07 W.T:- 0.640 kg/MTR</p> 	<p>SEC NO. :-JM-08 W.T:- 0.990 kg/MTR</p> 

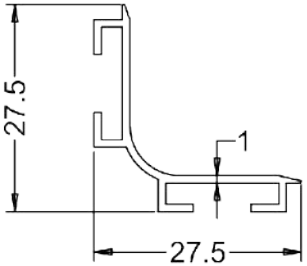
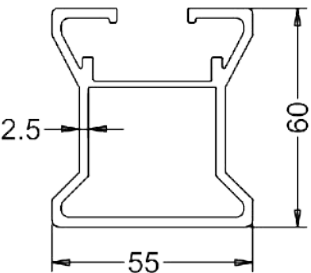
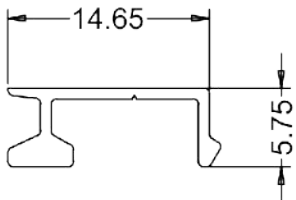
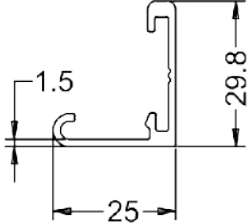
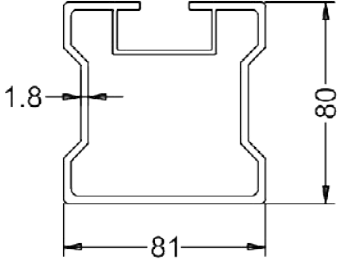
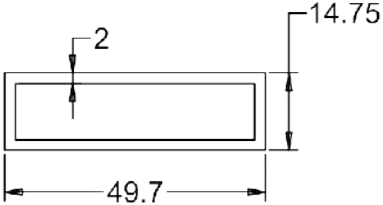
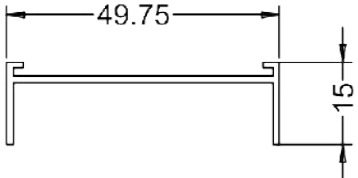

Energy & Thermal Management



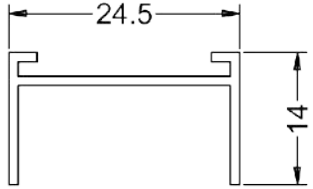
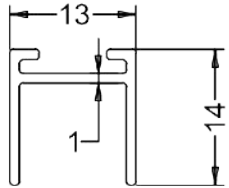
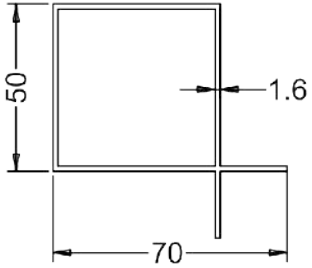
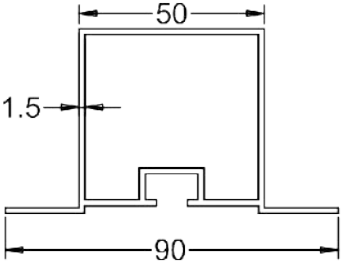
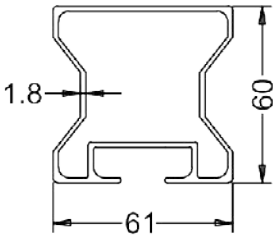
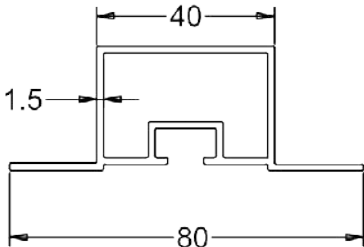
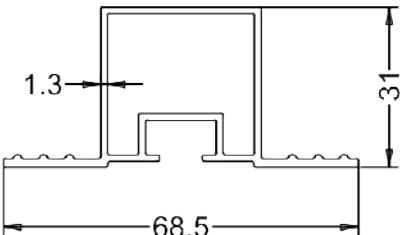
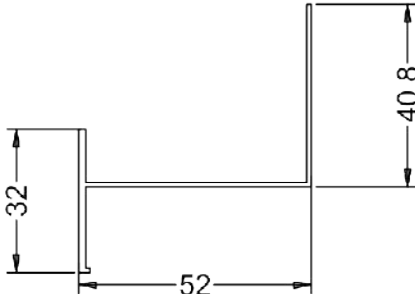
AIR GRILL PROFILE

<p>SEC NO. :-AHU.- 101R W.T:- 2.220 kg/12'</p> 	<p>SEC NO. :-AHU.- 102 W.T:- 2.294 kg/12'</p> 
<p>SEC NO. :-AHU.- 103 W.T:- 1.946 kg/12'</p> 	<p>SEC NO. :-AHU.- 104 W.T:- 2.941 kg/12'</p> 
<p>SEC NO. :-AHU.- 105 W.T:- 1.200 kg/12'</p> 	<p>SEC NO. :-AHU.- 106 W.T:- 1.250 kg/12'</p> 
<p>SEC NO. :-AHU.- 107 W.T:- 0.400 kg/12'</p> 	<p>SEC NO. :-AHU.- 108 W.T:- 0.450 kg/12'</p> 

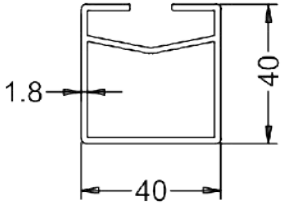
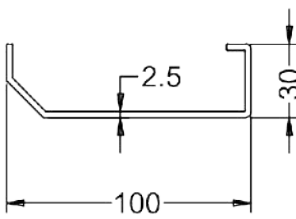
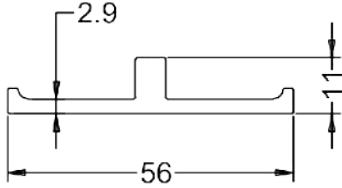
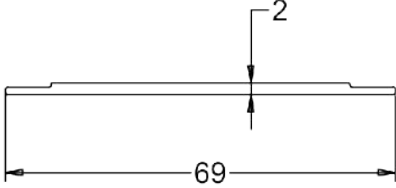
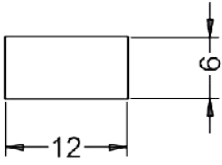
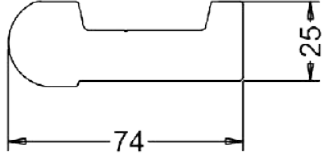
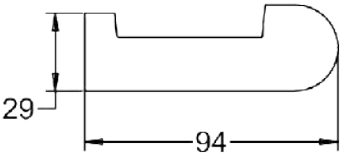
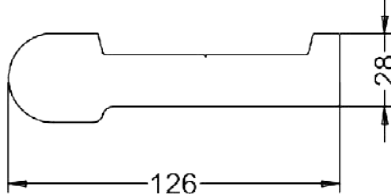
AIR GRILL PROFILE

<p>SEC NO. :-AHU.- 109 W.T:- 0.720 kg/12'</p> 	<p>SEC NO. :-AHU.- 110 W.T:- 6.400 kg/12'</p> 
<p>SEC NO. :-AHU.- 111 W.T:- 0.270 kg/12'</p> 	<p>SEC NO. :-AHU.- 112 W.T:- 1.140 kg/12'</p> 
<p>SEC NO. :-AHU.- 113R W.T:- 10.717 kg/12'</p> 	<p>SEC NO. :-AHU.- 114 W.T:- 2.380 kg/12'</p> 
<p>SEC NO. :-AHU.- 115R W.T:- 0.764 kg/12'</p> 	<p>SEC NO. :-AHU.- 116 W.T:- 0.850 kg/12'</p> 

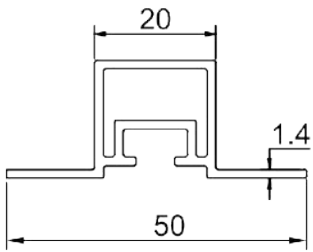
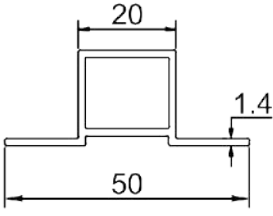
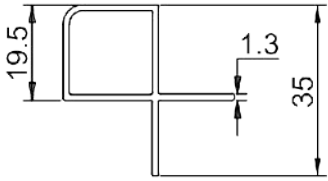

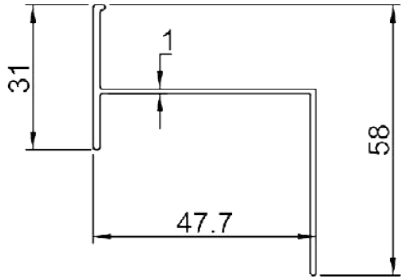
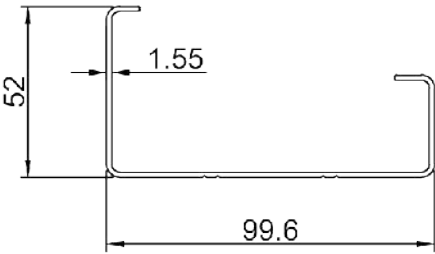
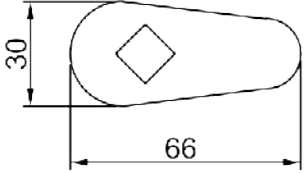
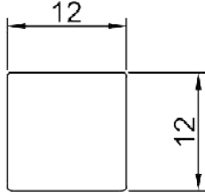
AIR GRILL PROFILE

<p>SEC NO. :-AHU.- 117 W.T:- 0.540 kg/12'</p> 	<p>SEC NO. :-AHU.- 118 W.T:- 0.850 kg/12'</p> 
<p>SEC NO. :-AHU.- 119 W.T:- 3.700 kg/12'</p> 	<p>SEC NO. :-AHU.- 120 W.T:- 4.000 kg/12'</p> 
<p>SEC NO. :-AHU.- 121 W.T:- 5.064 kg/12'</p> 	<p>SEC NO. :-AHU.- 122 W.T:- 3.000 kg/12'</p> 
<p>SEC NO. :-AHU.- 123R W.T:- 2.485 kg/12'</p> 	<p>SEC NO. :-AHU.- 124 W.T:- 1.450 kg/12'</p> 

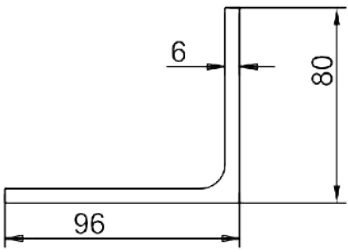
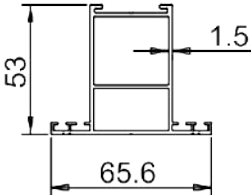
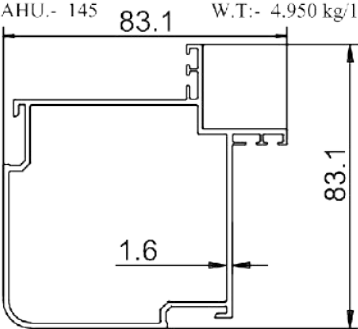
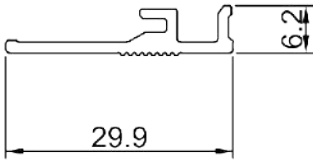
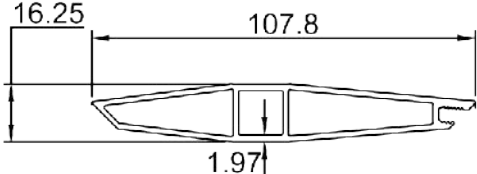
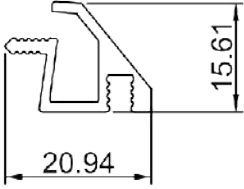
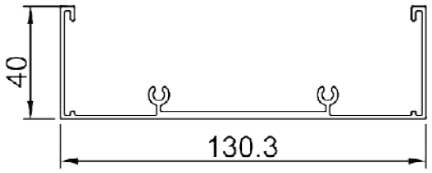
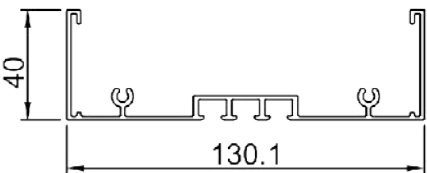
AIR GRILL PROFILE

<p>SEC NO. :-AHU.- 125 W.T:- 3.180 kg/12'</p> 	<p>SEC NO. :-AHU.- 126 W.T:- 3.800 kg/12'</p> 
<p>SEC NO. :-AHU.- 127 W.T:- 2.200 kg/12'</p> 	<p>SEC NO. :-AHU.- 128 W.T:- 1.250 kg/12'</p> 
<p>SEC NO. :-AHU.- 129 W.T:- 0.700 kg/12'</p> 	<p>SEC NO. :-AHU.- 130 W.T:- 14.400 kg/12'</p> 
<p>SEC NO. :-AHU.- 131 W.T:- 21.775 kg/12'</p> 	<p>SEC NO. :-AHU.- 132 W.T:- 29.430 kg/12'</p> 

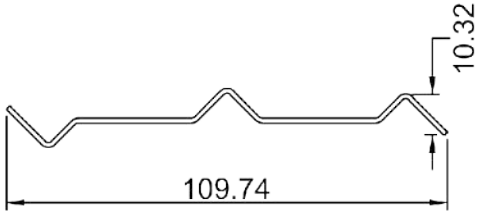
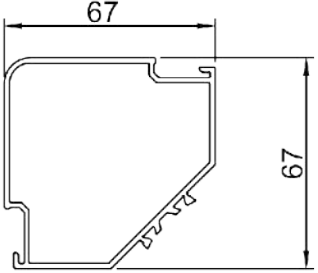
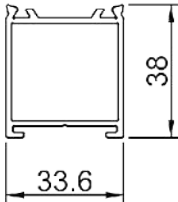
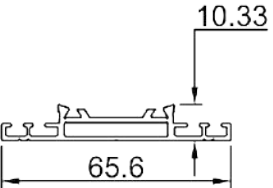
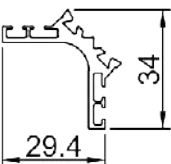
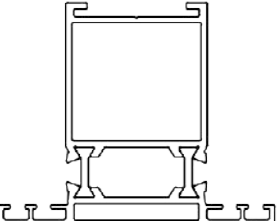
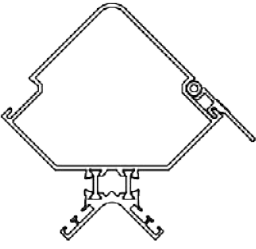
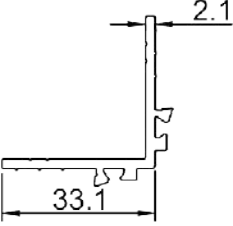
AIR GRILL PROFILE

<p>SEC NO. :-AHU.- 135 W.T:- 1.700 kg/12'</p> 	<p>SEC NO. :-AHU.- 136 W.T:- 1.500 kg/12'</p> 
<p>SEC NO. :-AHU.- 137 W.T:- 1.200 kg/12'</p> 	<p>SEC NO. :-AHU.- 138 W.T:- 3.700 kg/12'</p> 
<p>SEC NO. :-AHU.- 139 W.T:- 1.320 kg/12'</p> 	<p>SEC NO. :-AHU.- 140 W.T:- 2.940 kg/12'</p> 
<p>SEC NO. :-AHU.- 141 W.T:- 13.750 kg/12'</p> 	<p>SEC NO. :-AHU.- 142 W.T:- 1.320 kg/12'</p> 

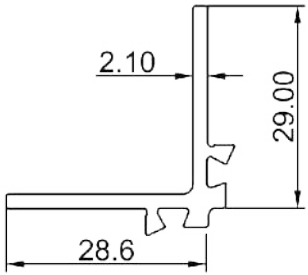
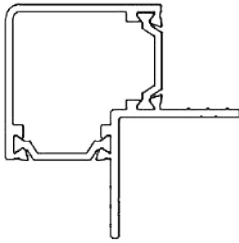
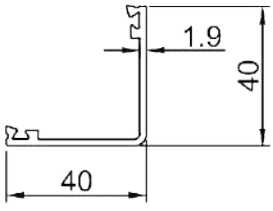
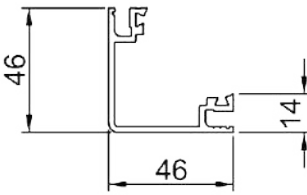
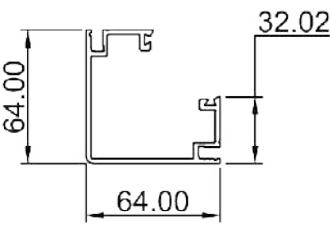
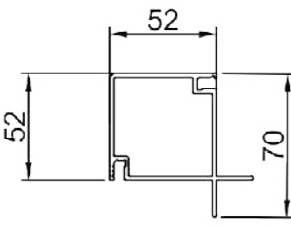
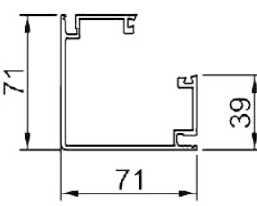
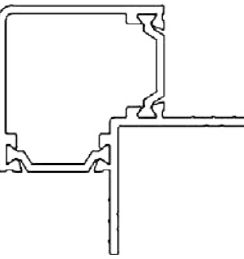
AIR GRILL PROFILE

<p>SEC NO. :-AHU.- 143 W.T:- 10.300 kg/12'</p> 	<p>SEC NO. :-AHU.- 144 W.T:- 3.750 kg/12'</p> 
<p>SEC NO. :-AHU.- 145 W.T:- 4.950 kg/12'</p> 	<p>SEC NO. :-AHU.- 146 W.T:- 0.658 kg/12'</p> 
<p>SEC NO. :-AHU.- 147 W.T:- 3.935 kg/12'</p> 	<p>SEC NO. :-AHU.- 148 W.T:- 0.881 kg/12'</p> 
<p>SEC NO. :-AHU.- 149 W.T:- 4.366 kg/12'</p> 	<p>SEC NO. :-AHU.- 150 W.T:- 4.460 kg/12'</p> 

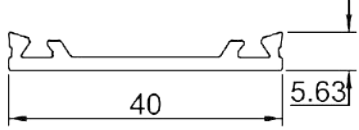
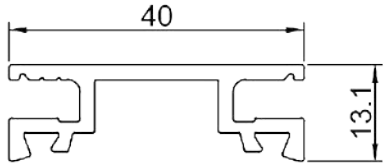
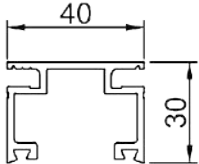
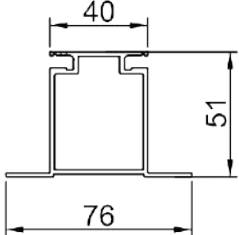
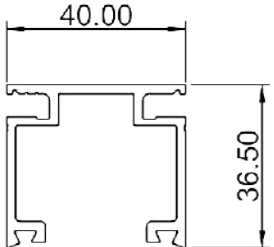
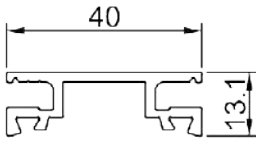
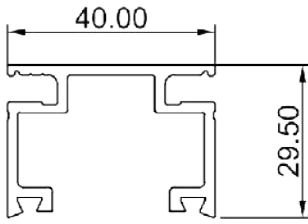
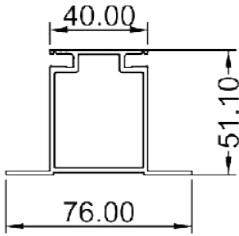
AIR GRILL PROFILE

SEC NO. :-AHU.- 151 W.T:- 1.500 kg/12'  <p style="text-align: center;">109.74</p> <p style="text-align: right;">10.32</p>	SEC NO. :-AHU.- 152 W.T:- 4.223 kg/12'  <p style="text-align: center;">67</p> <p style="text-align: right;">67</p>
SEC NO. :-AHU.- 153 W.T:- 2.285 kg/12'  <p style="text-align: center;">33.6</p> <p style="text-align: right;">38</p>	SEC NO. :-AHU.- 154 W.T:- 1.970 kg/12'  <p style="text-align: center;">65.6</p> <p style="text-align: right;">10.33</p>
SEC NO. :-AHU.- 155 W.T:- 1.570 kg/12'  <p style="text-align: center;">29.4</p> <p style="text-align: right;">34</p>	ASSEMBLY 
ASSEMBLY 	SEC NO. :-AHU.- 156 W.T:- 1.635 kg/12'  <p style="text-align: center;">33.1</p> <p style="text-align: right;">2.1</p>

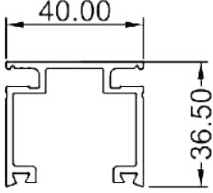
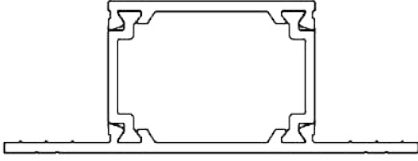
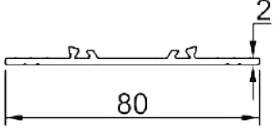
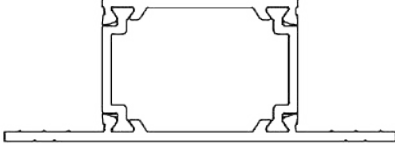
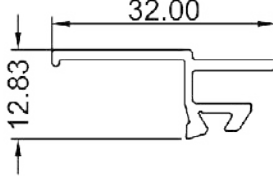
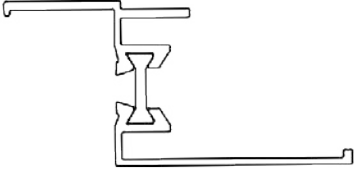
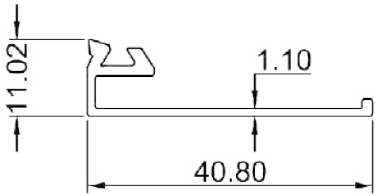
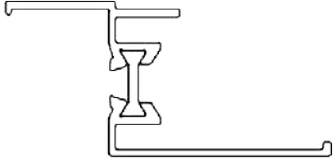
AIR GRILL PROFILE

<p>SEC NO. :-AHU.- 156A W.T:- 1.463 kg/12'</p> 	<p>ASSEMBLY</p> 
<p>SEC NO. :-AHU.- 157 W.T:- 1.770 kg/12'</p> 	<p>SEC NO. :-AHU.- 157A W.T:- 2.565 kg/12'</p> 
<p>SEC NO. :-AHU.- 157A W.T:- 4.393 kg/12'</p> 	<p>SEC NO. :-AHU.- 157C W.T:- 5.030 kg/12'</p> 
<p>SEC NO. :-AHU.- 157D W.T:- 4.685 kg/12'</p> 	<p>ASSEMBLY</p> 

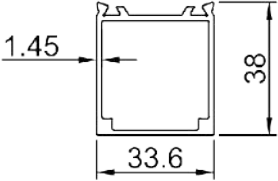
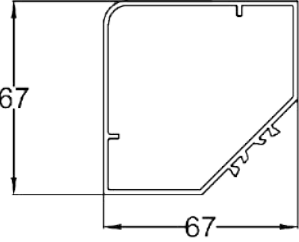
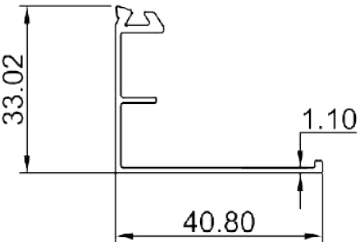
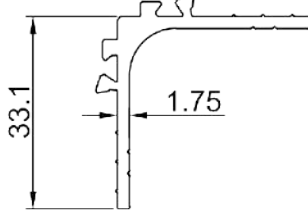
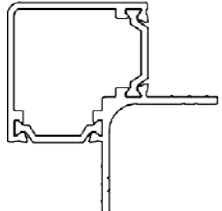
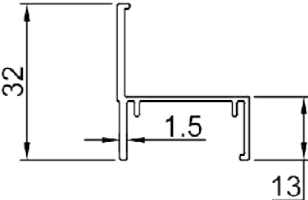
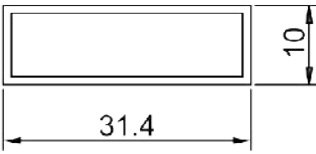
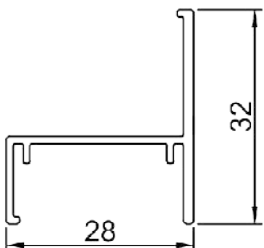
AIR GRILL PROFILE

<p>SEC NO. :-AHU.- 158 W.T:- 1.040 kg/12'</p> 	<p>SEC NO. :-AHU.- 158A W.T:- 1.700 kg/12'</p> 
<p>SEC NO. :-AHU.- 158B W.T:- 2.630 kg/12'</p> 	<p>SEC NO. :-AHU.- 158C W.T:- 3.500 kg/12'</p> 
<p>SEC NO. :-AHU.- 158D W.T:- 2.900 kg/12'</p> 	<p>SEC NO. :-AHU.- 158A W.T:- 1.700 kg/12'</p> 
<p>SEC NO. :-AHU.- 158B W.T:- 2.630 kg/12'</p> 	<p>SEC NO. :-AHU.- 158C W.T:- 3.500 kg/12'</p> 

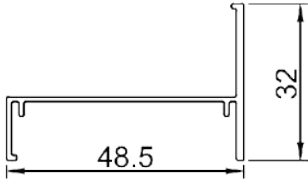
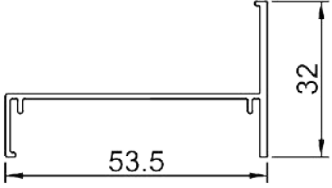
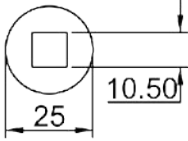
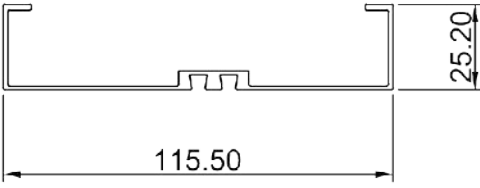
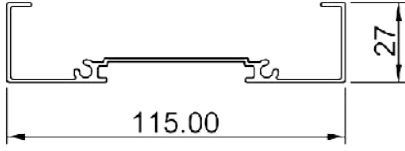
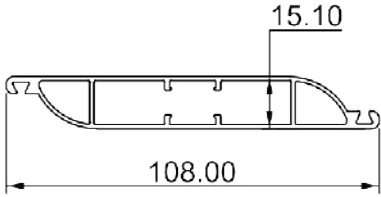
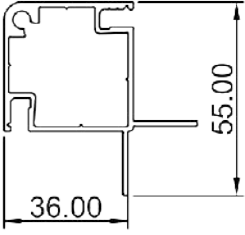
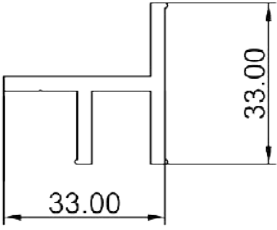
AIR GRILL PROFILE

<p>SEC NO. :-AHU.- 158D W.T:- 2.900 kg/12'</p> 	<p>ASSEMBLY</p> 
<p>SEC NO. :-AHU.- 159 W.T:- 1.850 kg/12'</p> 	<p>ASSEMBLY</p> 
<p>SEC NO. :-AHU.- 160 W.T:- 0.813 kg/12'</p> 	<p>ASSEMBLY</p> 
<p>SEC NO. :-AHU.- 161 W.T:- 0.790 kg/12'</p> 	<p>ASSEMBLY</p> 

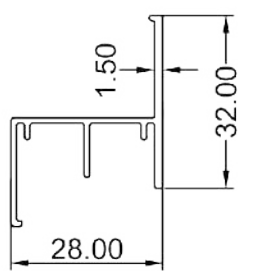
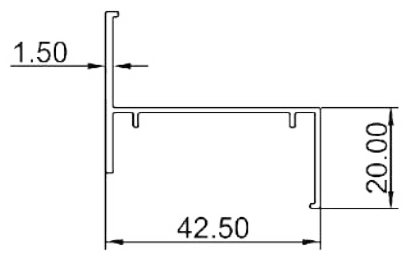
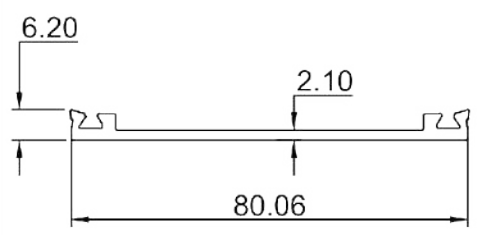

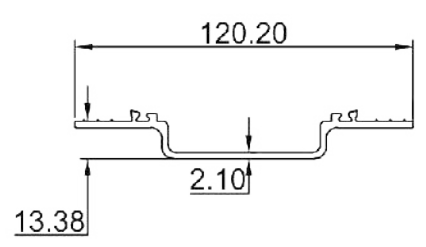

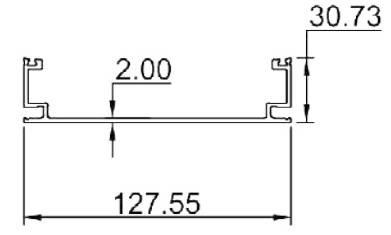

AIR GRILL PROFILE

<p>SEC NO. :-AHU.- 162 W.T:- 2.330 kg/12'</p> 	<p>SEC NO. :-AHU.- 163 W.T:- 4.200 kg/12'</p> 
<p>SEC NO. :-AHU.- 161A W.T:- 0.790 kg/12'</p> 	<p>SEC NO. :-AHU.- 164 W.T:- 1.770 kg/12'</p> 
<p>ASSEMBLY</p> 	<p>SEC NO. :-AHU.- 165 W.T:- 0.922 kg/12'</p> 
<p>SEC NO. :-AHU.- 166 W.T:- 0.817 kg/12'</p> 	<p>SEC NO. :-AHU.- 167 W.T:- 0.930 kg/12'</p> 

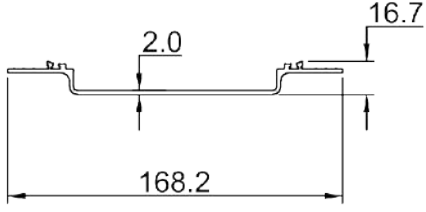

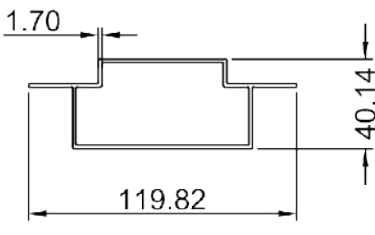
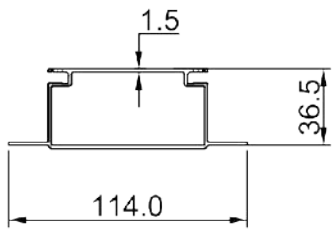
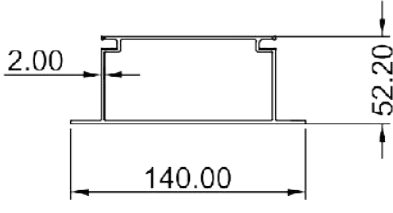
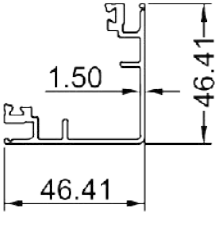
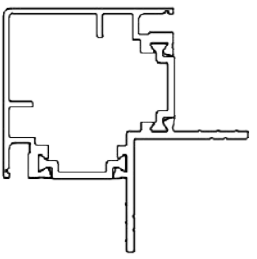
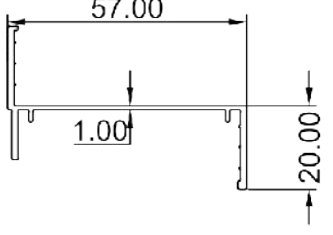
AIR GRILL PROFILE

<p>SEC NO. :-AHU.- 168A W.T:- 1.214 kg/12'</p> 	<p>SEC NO. :-AHU.- 169A W.T:- 1.184 kg/12'</p> 
<p>SEC NO. :-AHU.- 170 W.T:- 3.850 kg/12'</p> 	<p>SEC NO. :-AHU.- 171 W.T:- 2.650 kg/12'</p> 
<p>SEC NO. :-AHU.- 172 W.T:- 2.700 kg/12'</p> 	<p>SEC NO. :-AHU.- 173 W.T:- 3.350 kg/12'</p> 
<p>SEC NO. :-AHU.- 174 W.T:- 3.200 kg/12'</p> 	<p>SEC NO. :-AHU.- 175 W.T:- 2.320 kg/12'</p> 

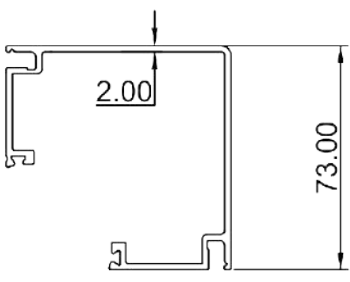
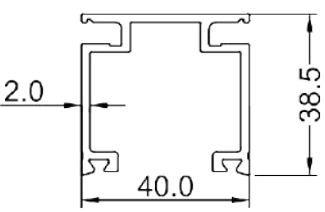
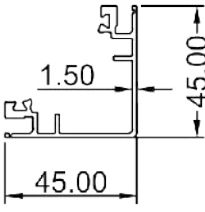
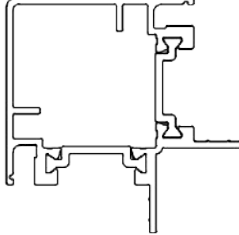
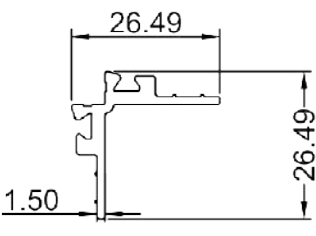
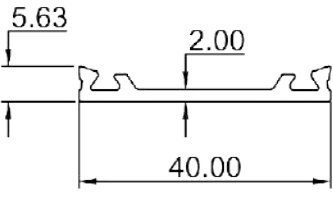
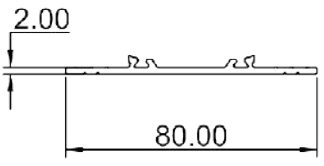
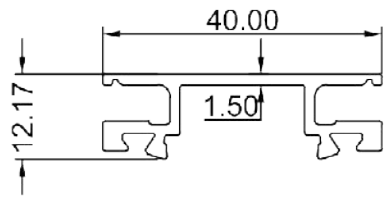
AIR GRILL PROFILE

<p>SEC NO. :-AHU.- 176 W.T:- 1.100 kg/12'</p> 	<p>SEC NO. :-AHU.- 177 W.T:- 1.145 kg/12'</p> 
<p>SEC NO. :-AHU.- 178 W.T:- 2.043 kg/12'</p> 	<p>ASSEMBLY</p> 
<p>SEC NO. :-AHU.- 179 W.T:- 3.530 kg/12'</p> 	<p>ASSEMBLY</p> 
<p>SEC NO. :-AHU.- 180 W.T:- 4.433 kg/12'</p> 	<p>ASSEMBLY</p> 

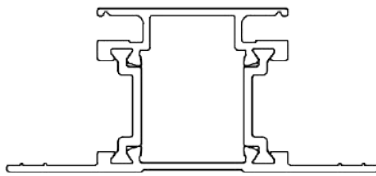
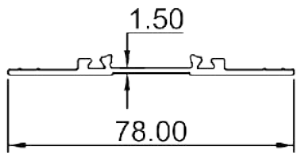
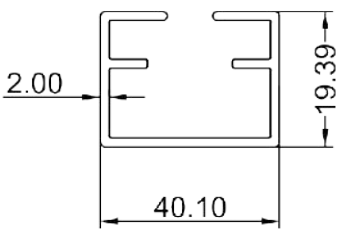
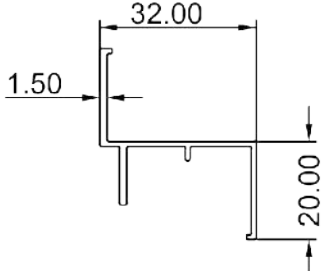
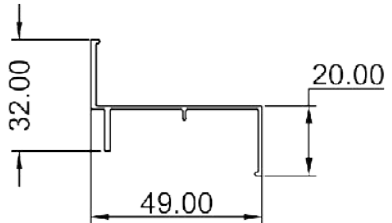
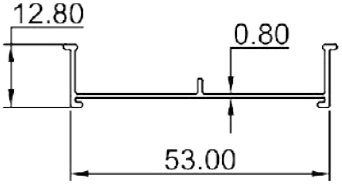
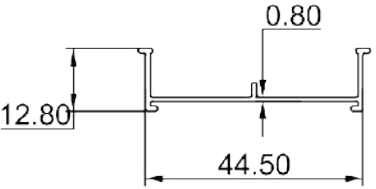
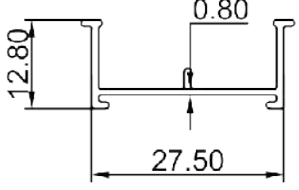
AIR GRILL PROFILE

<p>SEC NO. :-AHU.- 181 W.T:- 4.143 kg/12'</p> 	<p>ASSEMBLY</p> 
<p>SEC NO. :-AHU.- 183 W.T:- 4.142 kg/12'</p> 	<p>SEC NO. :-AHU.- 184 W.T:- 4.095 kg/12'</p> 
<p>SEC NO. :-AHU.- 185 W.T:- 7.073 kg/12'</p> 	<p>SEC NO. :-AHU.- 186 W.T:- 2.560 kg/12'</p> 
<p>ASSEMBLY</p> 	<p>SEC NO. :-AHU.- 187 W.T:- 1.388 kg/12'</p> 

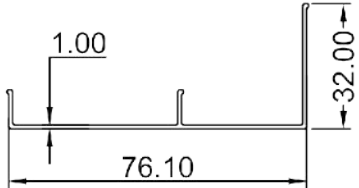
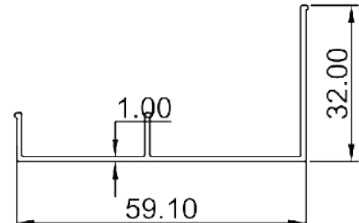
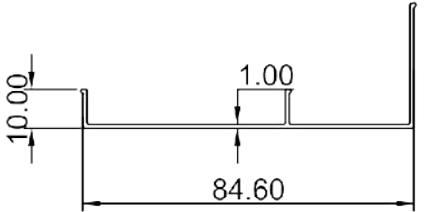

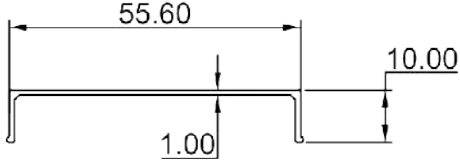
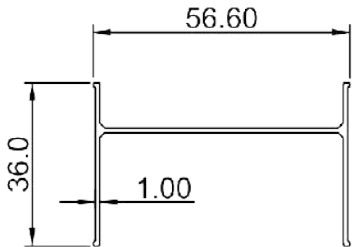
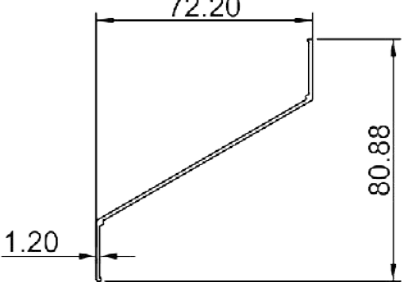
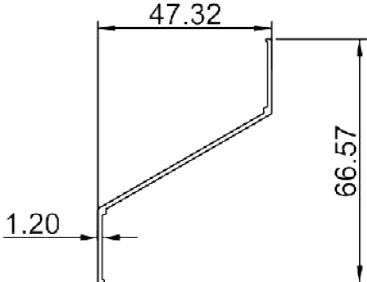
AIR GRILL PROFILE

<p>SEC NO. :-AHU.- 188 W.T:- 5.075 kg/12'</p> 	<p>SEC NO. :-AHU.- 189 W.T:- 2.962 kg/12'</p> 
<p>SEC NO. :-AHU.- 190 W.T:- 2.521 kg/12'</p> 	<p>ASSEMBLY</p> 
<p>SEC NO. :-AHU.- 191 W.T:- 1.100 kg/12'</p> 	<p>SEC NO. :-AHU.- 158T W.T:- 1.040 kg/12'</p> 
<p>SEC NO. :-AHU.- 159T W.T:- 1.850 kg/12'</p> 	<p>SEC NO. :-AHU.- 194 W.T:- 1.432kg/12'</p> 

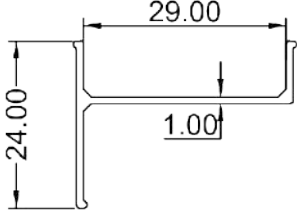
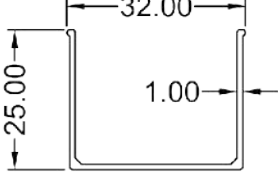
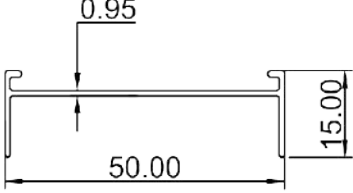
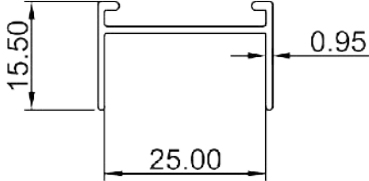
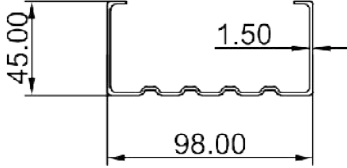
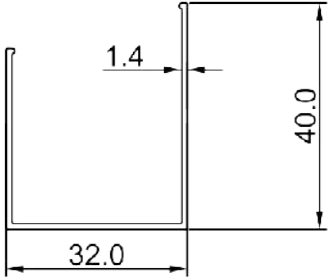
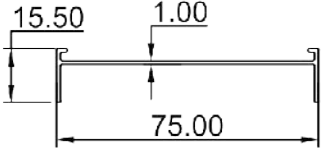
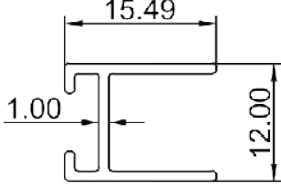
AIR GRILL PROFILE

<p>ASSEMBLY</p> 	<p>SEC NO. :-AHU.- 195 W.T:- 1.530 kg/12'</p> 
<p>SEC NO. :-AHU.- 196 W.T:- 2.746 kg/12'</p> 	<p>SEC NO. :-AHU.- 197 W.T:- 1.011 kg/12'</p> 
<p>SEC NO. :-AHU.- 198 W.T:- 1.180 kg/12'</p> 	<p>SEC NO. :-AHU.- 199 W.T:- 0.749 kg/12'</p> 
<p>SEC NO. :-AHU.- 158T W.T:- 1.040 kg/12'</p> 	<p>SEC NO. :-AHU.- 201 W.T:- 0.547 kg/12'</p> 

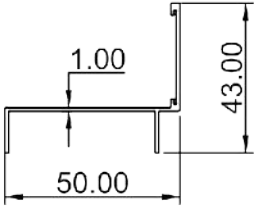
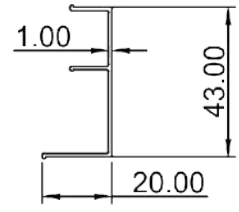
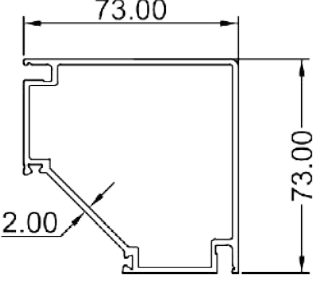
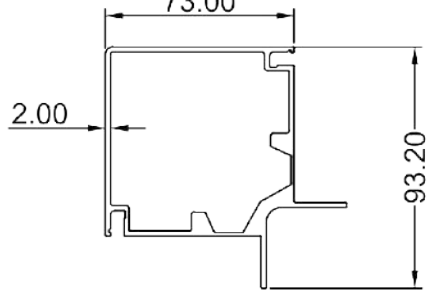
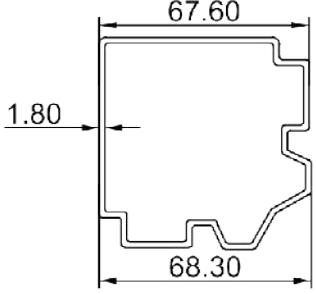
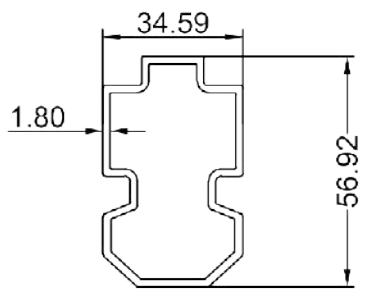
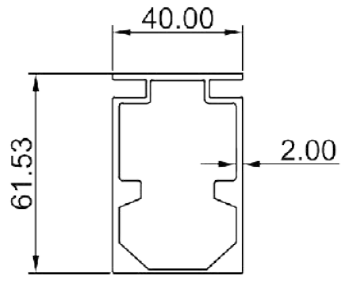
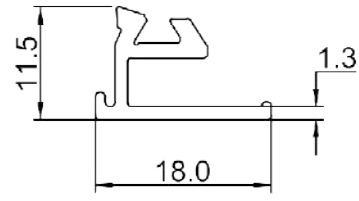
AIR GRILL PROFILE

<p>SEC NO. :-AHU.- 202 W.T:- 1.246 kg/12'</p> 	<p>SEC NO. :-AHU.- 203 W.T:- 1.078 kg/12'</p> 
<p>SEC NO. :-AHU.- 204 W.T:- 1.330 kg/12'</p> 	<p>SEC NO. :-AHU.- 205 W.T:- 1.038 kg/12'</p> 
<p>SEC NO. :-AHU.- 206 W.T:- 0.741 kg/12'</p> 	<p>SEC NO. :-AHU.- 207 W.T:- 1.279 kg/12'</p> 
<p>SEC NO. :-AHU.- 208 W.T:- 1.483 kg/12'</p> 	<p>SEC NO. :-AHU.- 209 W.T:- 1.140 kg/12'</p> 

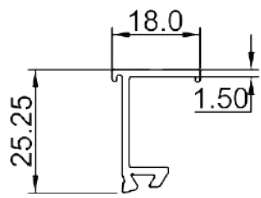
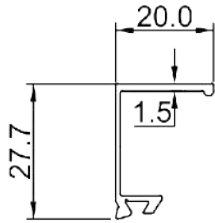
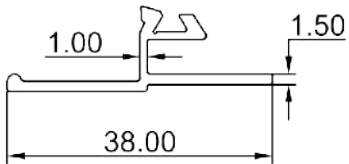
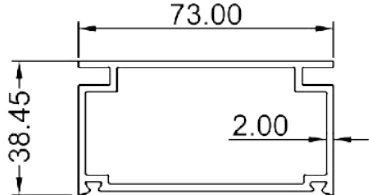
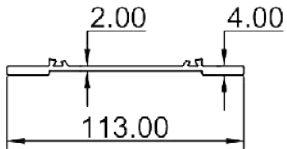
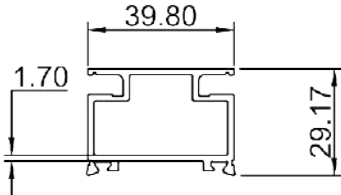
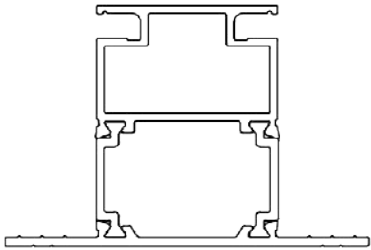
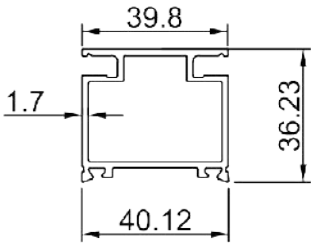
AIR GRILL PROFILE

<p>SEC NO. :-AHU.- 210 W.T:- 0.640 kg/12'</p> 	<p>SEC NO. :-AHU.- 211 W.T:- 0.798 kg/12'</p> 
<p>SEC NO. :-AHU.- 212 W.T:- 0.785 kg/12'</p> 	<p>SEC NO. :-AHU.- 213 W.T:- 0.551 kg/12'</p> 
<p>SEC NO. :-AHU.- 214 W.T:- 3.124 kg/12'</p> 	<p>SEC NO. :-AHU.- 215 W.T:- 1.015 kg/12'</p> 
<p>SEC NO. :-AHU.- 216 W.T:- 1.105 kg/12'</p> 	<p>SEC NO. :-AHU.- 217 W.T:- 0.443 kg/12'</p> 

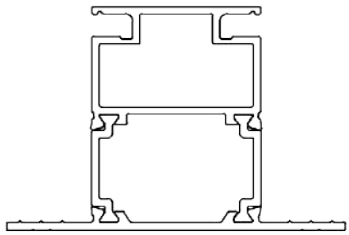
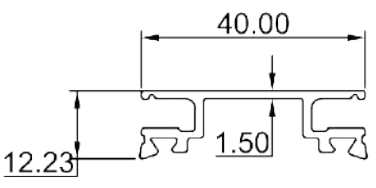
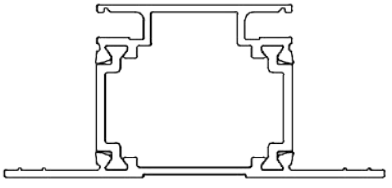
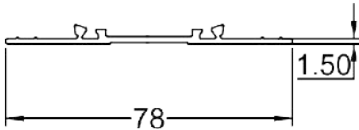
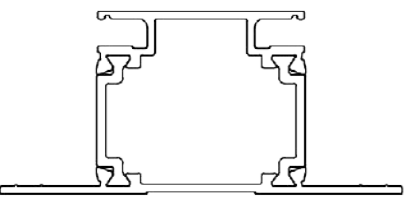
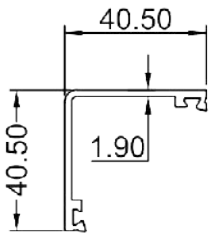
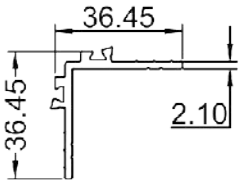
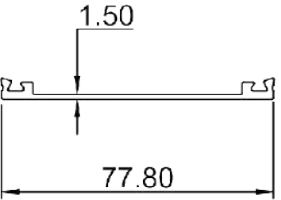
AIR GRILL PROFILE

<p>SEC NO. :-AHU.- 218 W.T:- 1.095 kg/12'</p> 	<p>SEC NO. :-AHU.- 219 W.T:- 0.842 kg/12'</p> 
<p>SEC NO. :-AHU.- 220 W.T:- 5.803 kg/12'</p> 	<p>SEC NO. :-AHU.- 221 W.T:- 8.353 kg/12'</p> 
<p>SEC NO. :-AHU.- 222 W.T:- 4.942 kg/12'</p> 	<p>SEC NO. :-AHU.- 223 W.T:- 3.397 kg/12'</p> 
<p>SEC NO. :-AHU.- 224 W.T:- 5.456 kg/12'</p> 	<p>SEC NO. :-AHU.- 225 W.T:- 0.589 kg/12'</p> 

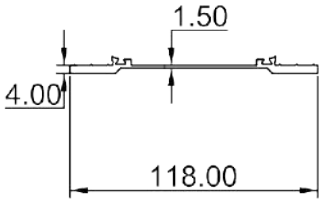
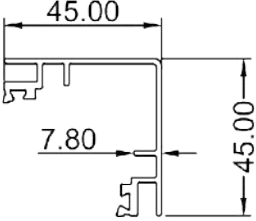
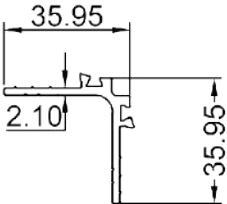
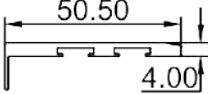
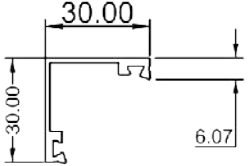
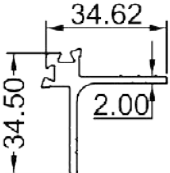
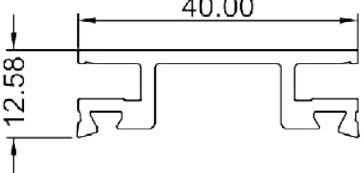
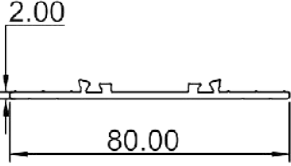
AIR GRILL PROFILE

<p>SEC NO. :-AHU.- 226 W.T:- 0.829 kg/12'</p> 	<p>SEC NO. :-AHU.- 227 W.T:- 0.752 kg/12'</p> 
<p>SEC NO. :-AHU.- 228 W.T:- 0.866 kg/12'</p> 	<p>SEC NO. :-AHU.- 299 W.T:- 1.298 kg/12'</p> 
<p>SEC NO. :-AHU.- 230 W.T:- 0.905 kg/12'</p> 	<p>SEC NO. :-AHU.- 158BT W.T:- 2.660 kg/12'</p> 
<p>ASSEMBLY</p> 	<p>SEC NO. :-AHU.- 158BT W.T:- 2.660 kg/12'</p> 

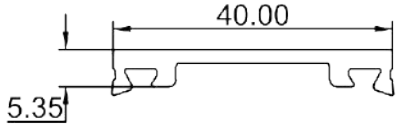
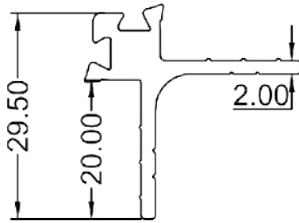
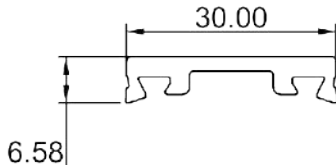
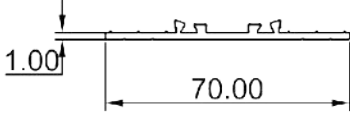
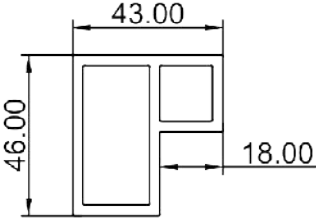
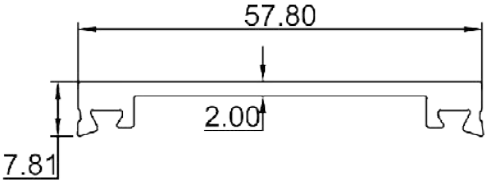
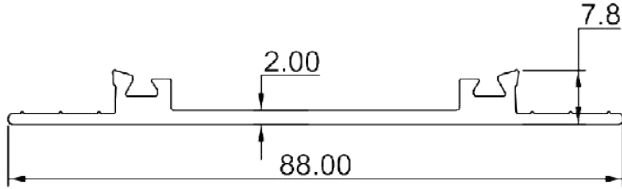
AIR GRILL PROFILE

<p>ASSEMBLY</p> 	<p>SEC NO. :-AHU.- 194T W.T:- 1.432 kg/12'</p> 
<p>ASSEMBLY</p> 	<p>SEC NO. :-AHU.- 195T W.T:- 1.530 kg/12'</p> 
<p>ASSEMBLY</p> 	<p>SEC NO. :-AHU.- 231 W.T:- 0.502 kg/12'</p> 
<p>SEC NO. :-AHU.- 232 W.T:- 0.466 kg/mtr</p> 	<p>SEC NO. :-AHU.- 233 W.T:- 0.436 kg/mtr</p> 

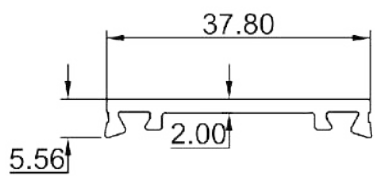
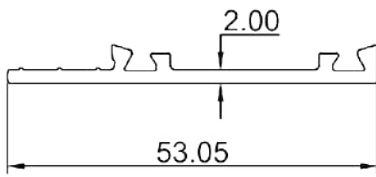
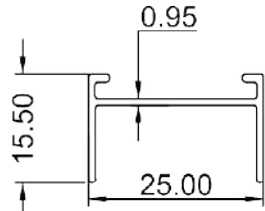
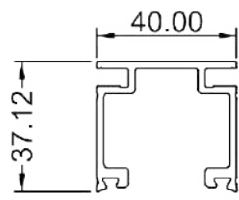
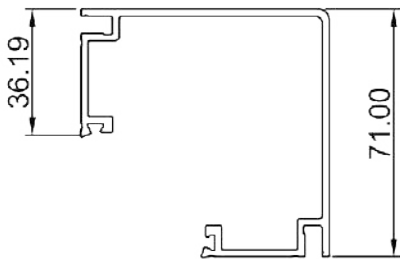
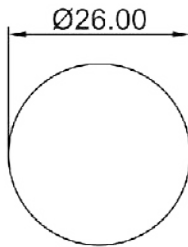
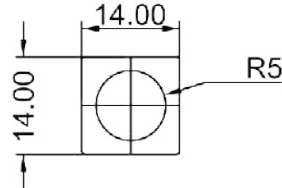
AIR GRILL PROFILE

<p>SEC NO. :-AHU.- 227 W.T:- 0.881 kg/mtr</p> 	<p>SEC NO. :-AHU.- 235 W.T:- 0.649 kg/mtr</p> 
<p>SEC NO. :-AHU.- 226 W.T:- 0.462 kg/mtr</p> 	<p>SEC NO. :-AHU.- 237 W.T:- 0.766 kg/mtr</p> 
<p>SEC NO. :-AHU.- 238 W.T:- 0.347 kg/mtr</p> 	<p>SEC NO. :-AHU.- 239 W.T:- 0.492 kg/mtr</p> 
<p>SEC NO. :-AHU.- 240 W.T:- 0.482 kg/mtr</p> 	<p>SEC NO. :-AHU.- 241 W.T:- 0.504 kg/mtr</p> 

AIR GRILL PROFILE

<p>SEC NO. :-AHU.- 242 W.T:- 0.337 kg/mtr</p> 	<p>SEC NO. :-AHU.- 243 W.T:- 0.438 kg/mtr</p> 
<p>SEC NO. :-AHU.- 244 W.T:- 0.283 kg/mtr</p> 	<p>SEC NO. :-AHU.- 245 W.T:- 0.450 kg/mtr</p> 
<p>SEC NO. :-AHU.- 246 W.T:- 1.474 kg/mtr</p> 	<p>SEC NO. :-AHU.- 247 W.T:- 0.469 kg/mtr</p> 
<p>SEC NO. :-AHU.- 248 W.T:- 0.596 kg/mtr</p> 	

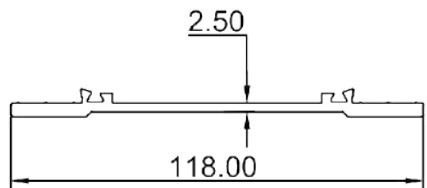
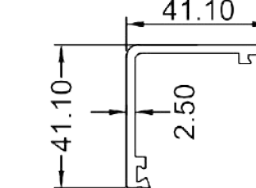
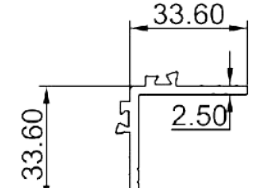
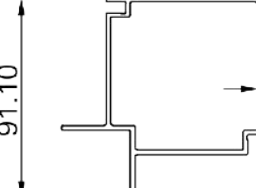
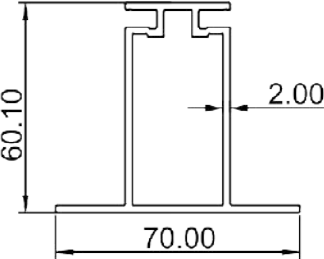
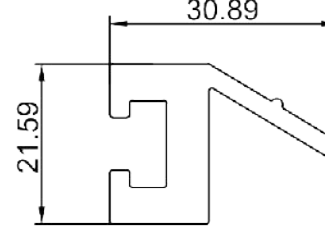
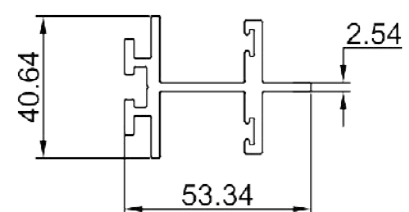

AIR GRILL PROFILE

<p>SEC NO. :-AHU.- 249 W.T:- 0.264 kg/mtr</p> 	<p>SEC NO. :-AHU.- 250 W.T:- 0.352 kg/mtr</p> 
<p>SEC NO. :-AHU.- 251 W.T:- 0.551 kg/mtr</p> 	<p>SEC NO. :-AHU.- 252 W.T:- 0.833 kg/mtr</p> 
<p>SEC NO. :-AHU.- 253 W.T:- 1.331 kg/mtr</p> 	
<p>SEC NO. :-AHU.- 254 W.T:- 1.433 kg/mtr</p> 	<p>SEC NO. :-AHU.- 255 W.T:- 0.316 kg/mtr</p> 

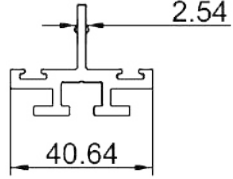
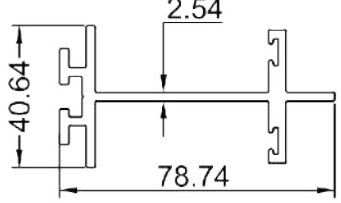
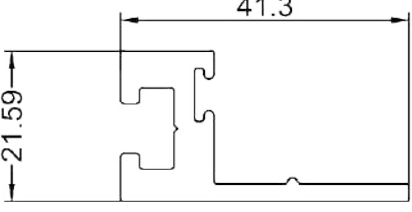
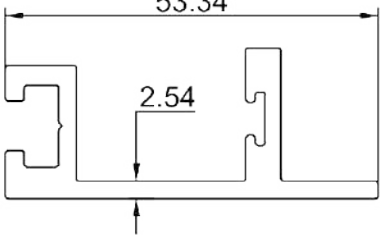
AIR GRILL PROFILE

SEC NO. :-AHU.- 256 W.T:- 1.470 kg/mtr	
SEC NO. :-AHU.- 258 W.T:- 0.682 kg/mtr	SEC NO. :-AHU.- 257 W.T:- 0.830 kg/mtr
SEC NO. :-AHU.- 259 W.T:- 0.984 kg/mtr	SEC NO. :-AHU.- 260 W.T:- 1.470 kg/mtr
SEC NO. :-AHU.- 261 W.T: 0.420 kg/mtr	SEC NO. :-AHU.- 262 W.T:- 0.646 kg/mtr

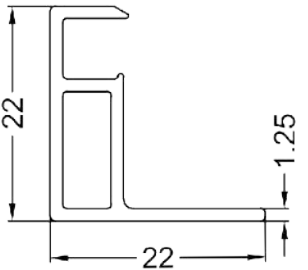
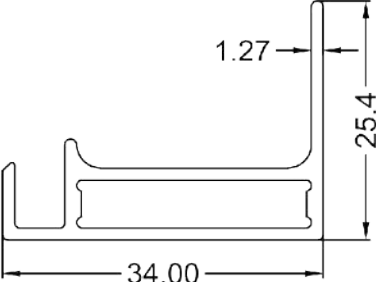
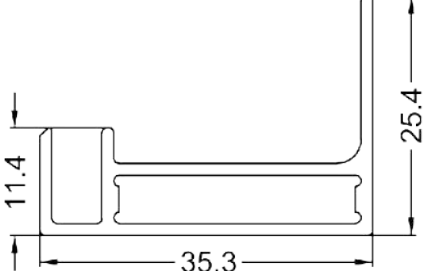
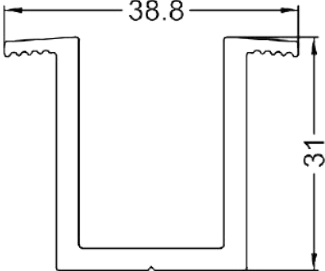
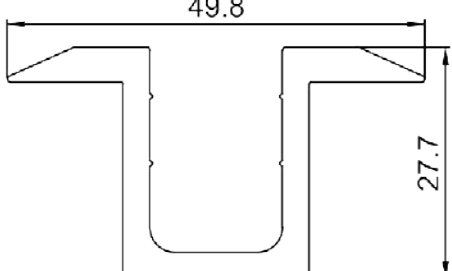
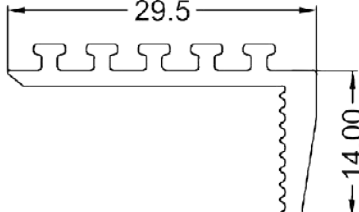
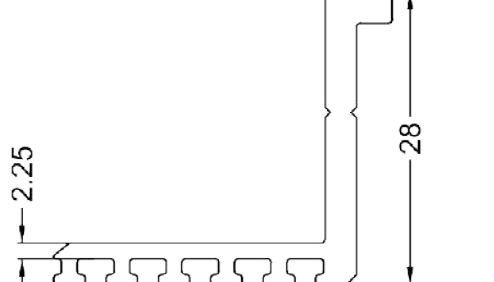
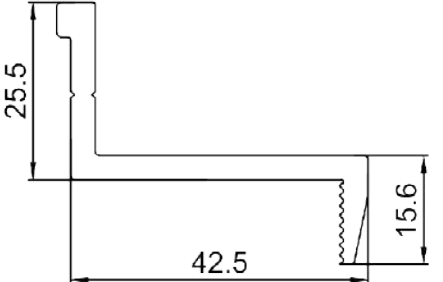
AIR GRILL PROFILE

<p>SEC NO. :-AHU.- 263 W.T:- 1.073 kg/mtr</p> 	<p>SEC NO. :-AHU.- 264 W.T:- 1.470 kg/mtr</p> 
<p>SEC NO. :-AHU.- 265 W.T:- 0.534 kg/mtr</p> 	<p>SEC NO. :-AHU.- 266 W.T:- 1.816 kg/mtr</p> 
<p>SEC NO. :-AHU.- 267 W.T:- 1.271 kg/mtr</p> 	<p>SEC NO. :-AHU.- 268 W.T:- 0.709 kg/mtr</p> 
<p>SEC NO. :-AHU.- 269 W.T:- 1.222 kg/mtr</p> 	<p>SEC NO. :-AHU.- 270 W.T:- 0.999 kg/mtr</p> 

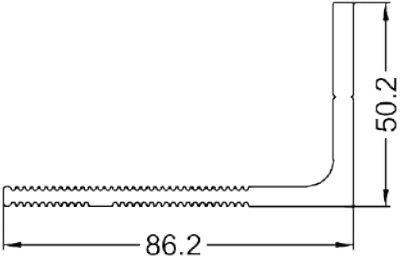
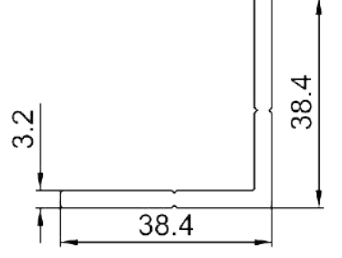
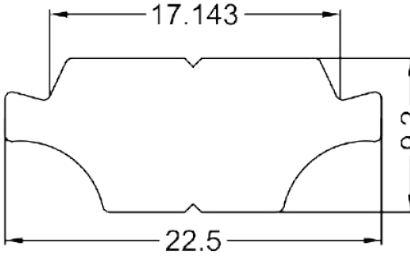
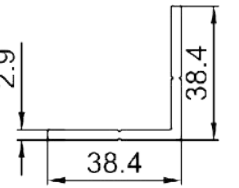
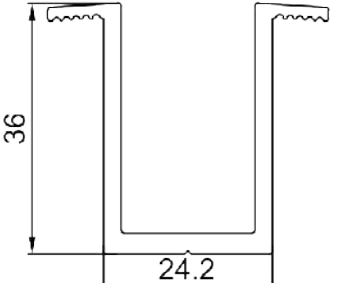
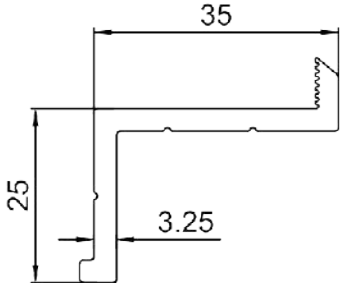
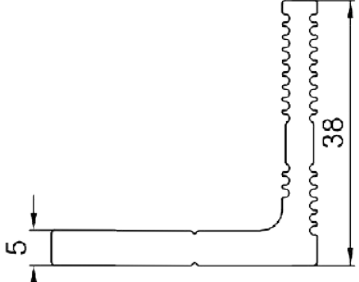
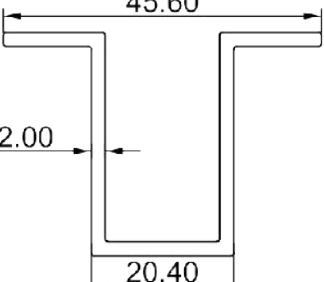
AIR GRILL PROFILE

<p>SEC NO. :-AHU.- 271 W.T:- 0.818 kg/mtr</p> 	<p>SEC NO. :-AHU.- 272 W.T:- 1.396 kg/mtr</p> 
<p>SEC NO. :-AHU.- 273 W.T:- 0.717 kg/mtr</p> 	<p>SEC NO. :-AHU.- 274 W.T:- 0.825 kg/mtr</p> 

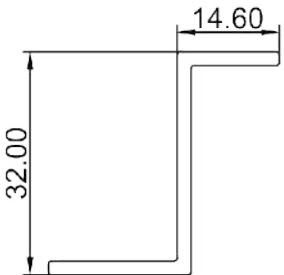
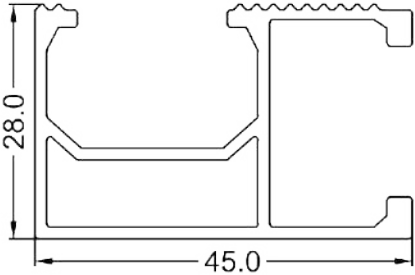
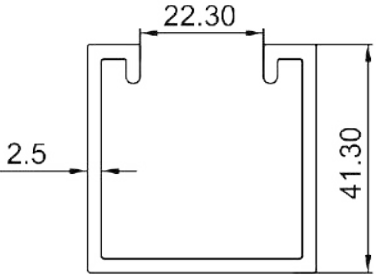
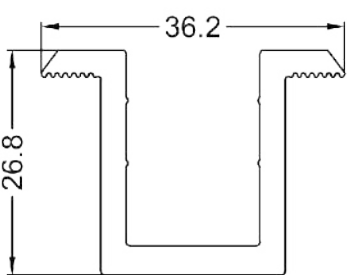
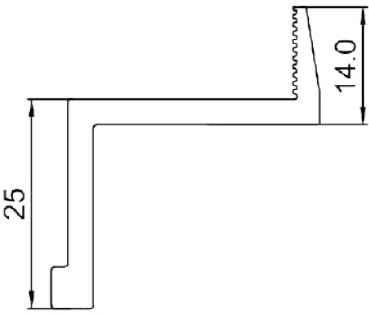
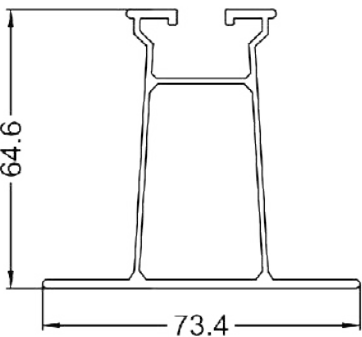
SOLAR POWER SECTION

<p>SEC NO. :-GS-2001 W.T:- 0.230 kg/MTR</p> 	<p>SEC NO. :-GS-2002 W.T:- 0.360 kg/MTR</p> 
<p>SEC NO. :-GS-2003 W.T:- 0.380 kg/MTR</p> 	<p>SEC NO. :-SOL-1001 W.T:- 0.720 kg/MTR</p> 
<p>SEC NO. :-SOL-1002 W.T:- 0.860 kg/MTR</p> 	<p>SEC NO. :-SOL-1003 W.T:- 0.280 kg/MTR</p> 
<p>SEC NO. :-SOL-1004 W.T:- 0.430 kg/MTR</p> 	<p>SEC NO. :-SOL-1005 W.T:- 0.730 kg/MTR</p> 

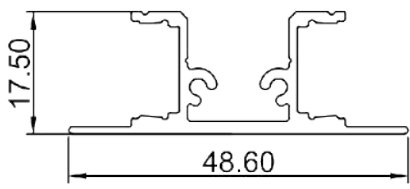
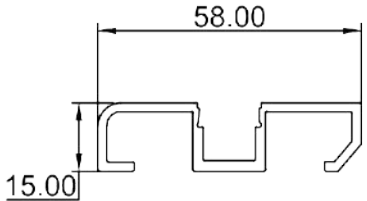
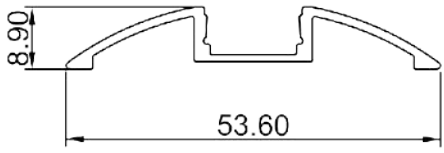
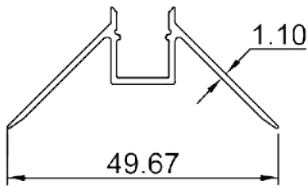
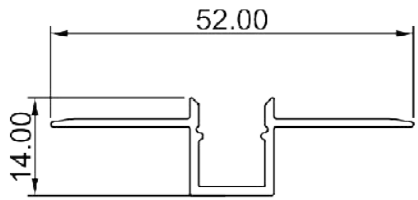
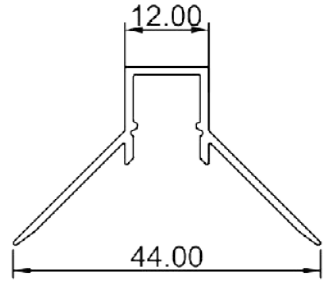
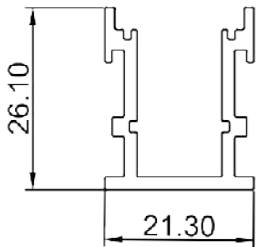
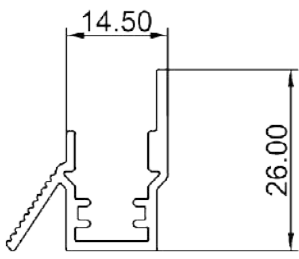
SOLAR POWER SECTION

<p>SEC NO. :-SOL-1006 W.T:- 0.760 kg/MTR</p> 	<p>SEC NO. :-SOL-1007 W.T:- 0.640 kg/MTR</p> 
<p>SEC NO. :-SOL-1008 W.T:- 0.410 kg/MTR</p> 	<p>SEC NO. :-SOL-1009 W.T:- 0.573 kg/MTR</p> 
<p>SEC NO. :-SOL-1010 W.T:- 0.720 kg/MTR</p> 	<p>SEC NO. :-SOL-1011 W.T:- 0.561 kg/MTR</p> 
<p>SEC NO. :-SOL-1012 W.T:- 0.870 kg/MTR</p> 	<p>SEC NO. :-STPL-01 W.T:- 0.570 kg/MTR</p> 

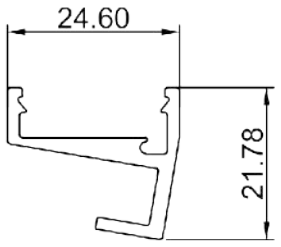
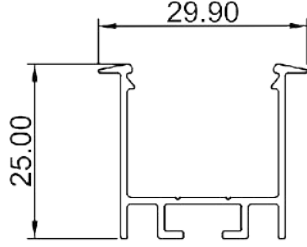
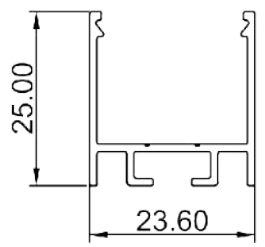
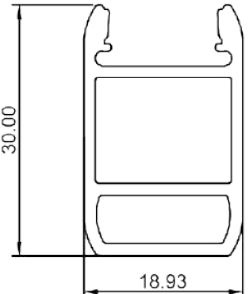
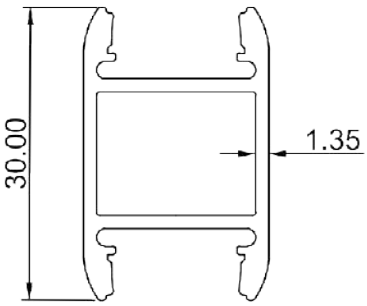
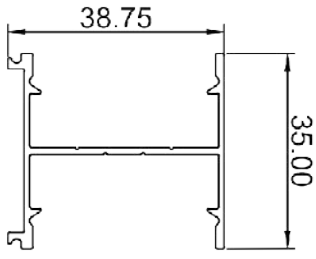
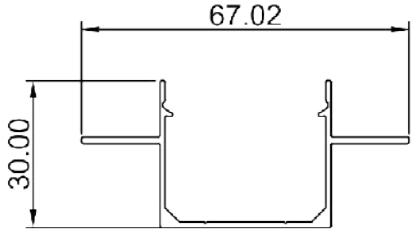
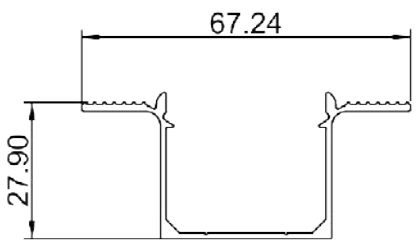
SOLAR POWER SECTION

<p>SEC NO. :-STPL-02 W.T:- 0.340 kg/MTR</p> 	<p>SEC NO. :-SOL-2001 W.T:- 0.660 kg/MTR</p> 
<p>SEC NO. :-SHIVA-1001 W.T:- 0.970 kg/MTR</p> 	<p>SEC NO. :-HES-1001 W.T:- 0.690 kg/MTR</p> 
<p>SEC NO. :-HES-1002 W.T:- 0.520 kg/MTR</p> 	<p>SEC NO. :-HES-2001 W.T:- 1.060 kg/MTR</p> 

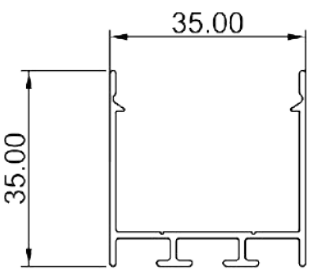
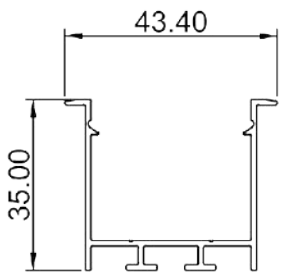
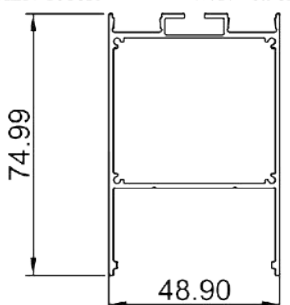
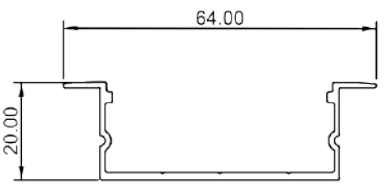
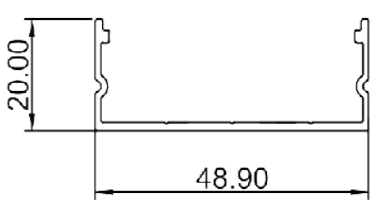
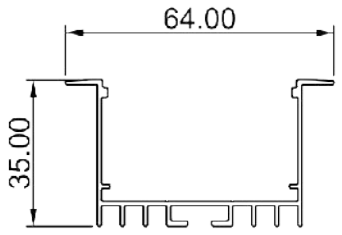
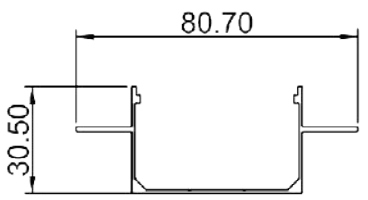
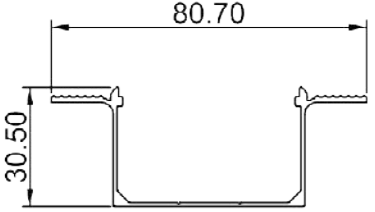
LED LIGHTNING

<p>SEC NO. :-ALN-1000 W.T:- 0.443 kg/MTR</p> 	<p>SEC NO. :-ALN-1001 W.T:- 0.614 kg/MTR</p> 
<p>SEC NO. :-ALN-1002 W.T:- 0.256 kg/MTR</p> 	<p>SEC NO. :-ALN-1003 W.T:- 0.264 kg/MTR</p> 
<p>SEC NO. :-ALN-1004 W.T:- 0.248 kg/MTR</p> 	<p>SEC NO. :-ALN-1005 W.T:- 0.248 kg/MTR</p> 
<p>SEC NO. :-ALN-1006 W.T:- 0.393 kg/MTR</p> 	<p>SEC NO. :-ALN-1007 W.T:- 0.300 kg/MTR</p> 

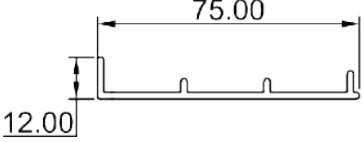
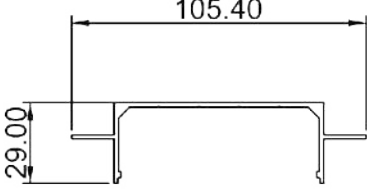
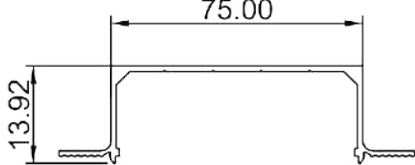

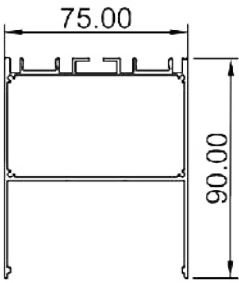
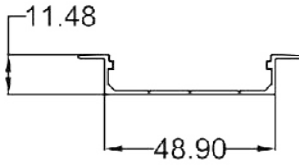
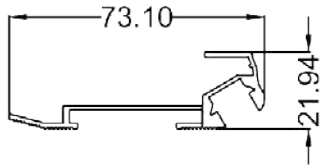
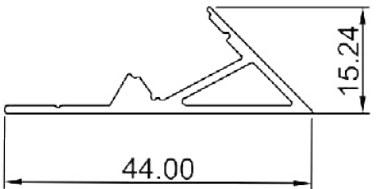
LED LIGHTNING

<p>SEC NO. :-ALN-1008 W.T:- 0.329 kg/MTR</p> 	<p>SEC NO. :-ALN-1009 W.T:- 0.256 kg/MTR</p> 
<p>SEC NO. :-ALN-1010 W.T:- 0.243 kg/MTR</p> 	<p>SEC NO. :-ALN-1011 W.T:- 0.440 kg/MTR</p> 
<p>SEC NO. :-ALN-1012 W.T:- 0.403 kg/MTR</p> 	<p>SEC NO. :-ALN-1013 W.T:- 0.371 kg/MTR</p> 
<p>SEC NO. :-ALN-1014 W.T:- 0.421 kg/MTR</p> 	<p>SEC NO. :-ALN-1015 W.T:- 0.441 kg/MTR</p> 

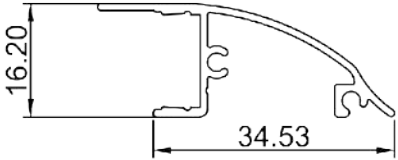
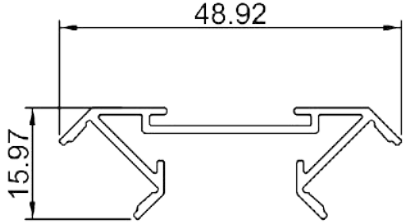
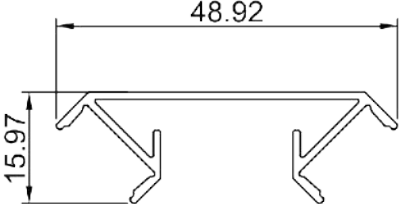
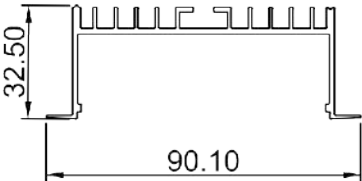
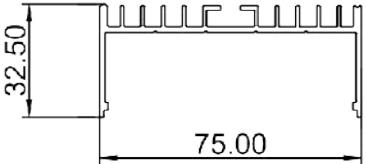
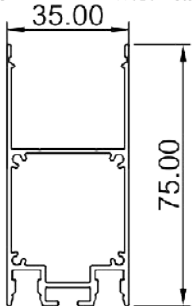
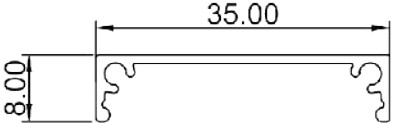
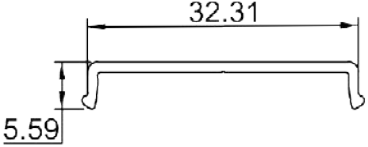
LED LIGHTNING

<p>SEC NO. :-ALN-1016 W.T:- 0.368 kg/MTR</p> 	<p>SEC NO. :-ALN-1017 W.T:- 0.391 kg/MTR</p> 
<p>SEC NO. :-ALN-1018R W.T:- 0.982 kg/MTR</p> 	<p>SEC NO. :-ALN-1019 W.T:- 0.382 kg/MTR</p> 
<p>SEC NO. :-ALN-1020 W.T:- 0.342 kg/MTR</p> 	<p>SEC NO. :-ALN-1021 W.T:- 0.484 kg/MTR</p> 
<p>SEC NO. :-ALN-1022 W.T:- 0.457 kg/MTR</p> 	<p>SEC NO. :-ALN-1023 W.T:- 0.474 kg/MTR</p> 


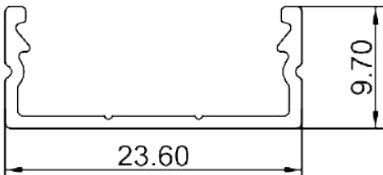
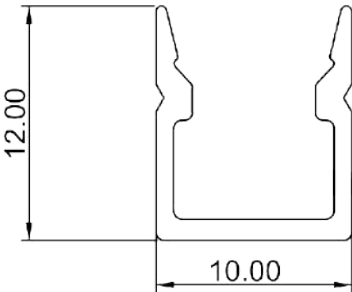
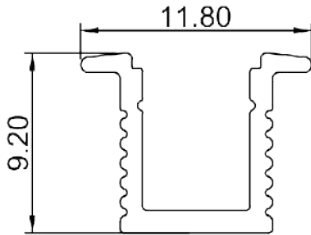
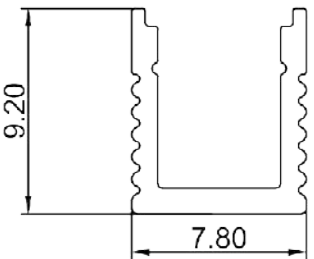
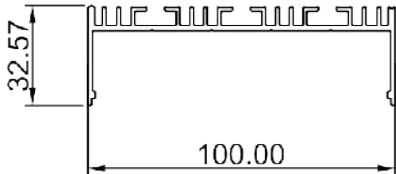
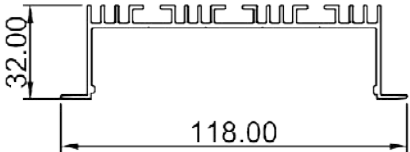
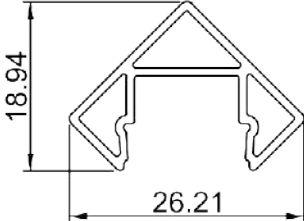
LED LIGHTNING

<p>SEC NO. :-ALN-1024 W.T:- 0.480 kg/MTR</p> 	<p>SEC NO. :-ALN-1025 W.T:- 0.731 kg/MTR</p> 
<p>SEC NO. :-ALN-1026 W.T:- 0.722 kg/MTR</p> 	<p>SEC NO. :-ALN-1027 W.T:- 0.340 kg/MTR</p> 
<p>SEC NO. :-ALN-1028 R W.T:- 1.433 kg/MTR</p> 	<p>SEC NO. :-ALN-1029 W.T:- 0.271 kg/MTR</p> 
<p>SEC NO. :-ALN-3012 W.T:- 0.536 kg/MTR</p> 	<p>SEC NO. :-ALN-2000 W.T:- 0.301 kg/MTR</p> 

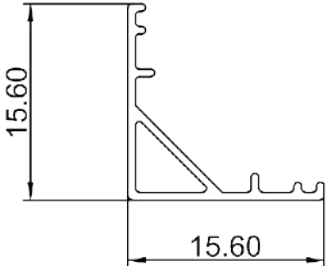
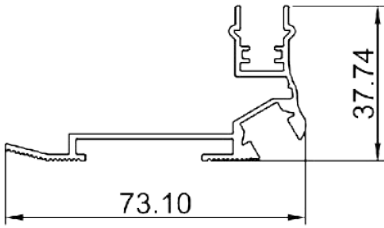
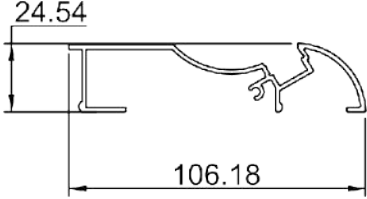
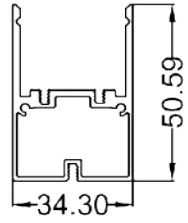
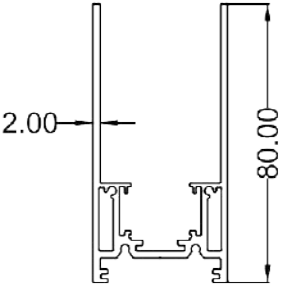
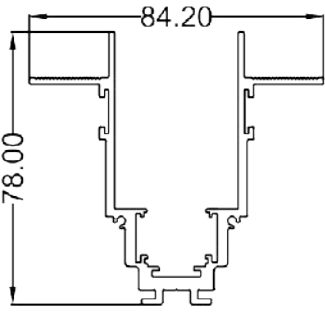
LED LIGHTNING

<p>SEC NO. :-ALN-2001 W.T:- 0.246 kg/MTR</p> 	<p>SEC NO. :-ALN-2002 W.T:- 0.310 kg/MTR</p> 
<p>SEC NO. :-ALN-2003 W.T:- 0.294 kg/MTR</p> 	<p>SEC NO. :-ALN-2004 W.T:- 0.853 kg/MTR</p> 
<p>SEC NO. :-ALN-2005 W.T:- 0.837 kg/MTR</p> 	<p>SEC NO. :-ALN-2006 W.T:- 0.970 kg/MTR</p> 
<p>SEC NO. :-ALN-2007 W.T:- 0.156 kg/MTR</p> 	<p>SEC NO. :-ALN-2008 W.T:- 0.132 kg/MTR</p> 

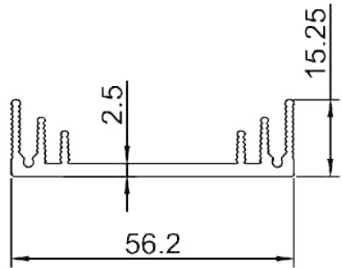
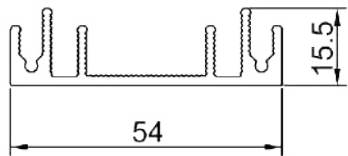
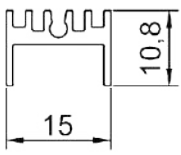
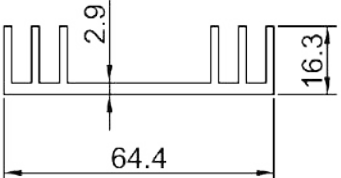
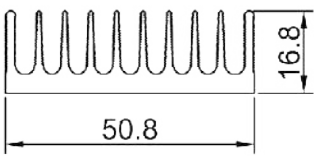
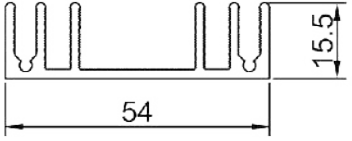
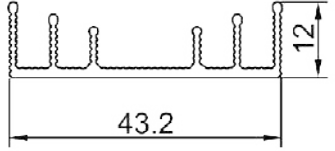
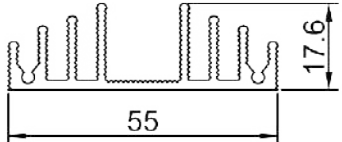
LED LIGHTNING

<p>SEC NO. :-ALN-2009 W.T:- 0.134 kg/MTR</p> 	<p>SEC NO. :-ALN-2010 W.T:- 0.121 kg/MTR</p> 
<p>SEC NO. :-ALN-3000 W.T:- 0.091 kg/MTR</p> 	<p>SEC NO. :-ALN-3001 W.T:- 0.075 kg/MTR</p> 
<p>SEC NO. :-ALN-3002 W.T:- 0.066 kg/MTR</p> 	<p>SEC NO. :-ALN-3003 W.T:- 1.090 kg/MTR</p> 
<p>SEC NO. :-ALN-3004 W.T:- 1.115 kg/MTR</p> 	<p>SEC NO. :-ALN-3005 W.T:- 0.210 kg/MTR</p> 

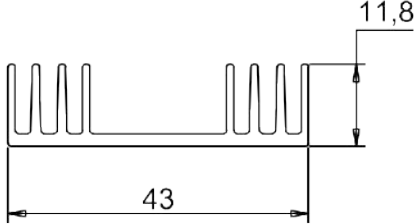
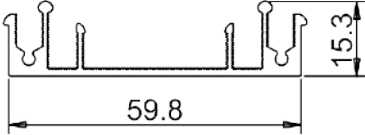
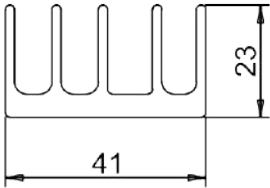
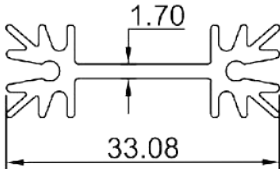
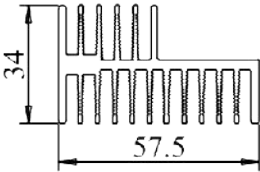
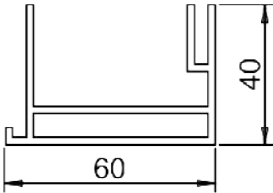
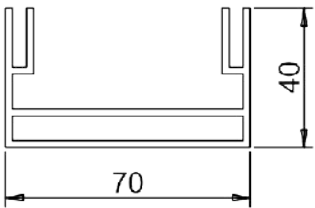
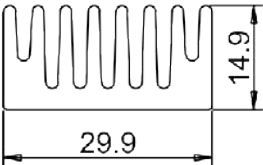
LED LIGHTNING

<p>SEC NO. :-ALN-3006 W.T:- 0.074 kg/MTR</p> 	<p>SEC NO. :-ALN-3007 W.T:- 0.682 kg/MTR</p> 
<p>SEC NO. :-ALN-3008 W.T:- 0.863 kg/MTR</p> 	<p>SEC NO. :-ALN-3009 W.T:- 0.825 kg/MTR</p> 
<p>SEC NO. :-ALN-3010 W.T:- 1.375 kg/MTR</p> 	<p>SEC NO. :-ALN-3011 W.T:- 1.644 kg/MTR</p> 

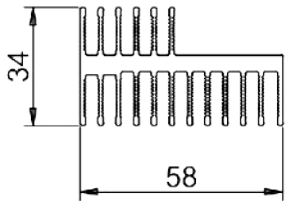
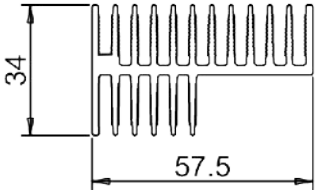
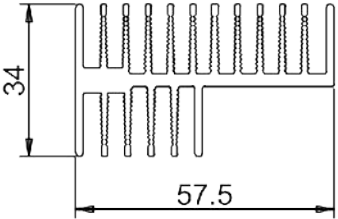
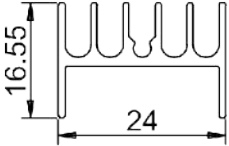
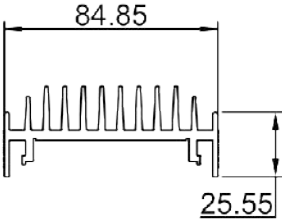
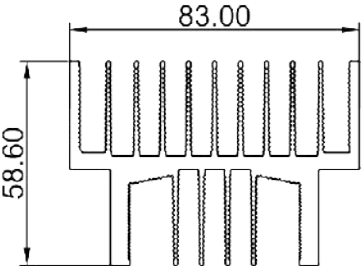
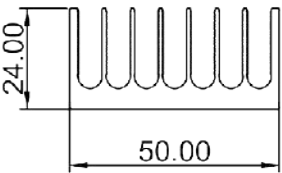
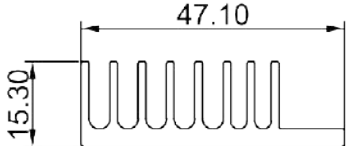
HEAT SINK

<p>SEC NO. :-4101 W.T:- 0.610 kg/MTR</p> 	<p>SEC NO. :-4102 W.T:- 0.690 kg/MTR</p> 
<p>SEC NO. :-4103 W.T:- 0.160 kg/MTR</p> 	<p>SEC NO. :-4104 W.T:- 0.900 kg/MTR</p> 
<p>SEC NO. :-4105 W.T:- 1.010 kg/MTR</p> 	<p>SEC NO. :-4106 W.T:- 0.820 kg/MTR</p> 
<p>SEC NO. :-4107 W.T:- 0.320 kg/MTR</p> 	<p>SEC NO. :-4108 W.T:- 0.690 kg/MTR</p> 

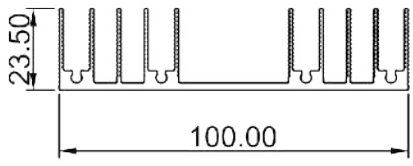
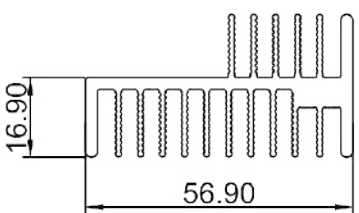
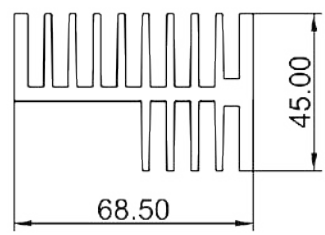
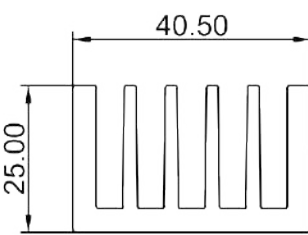
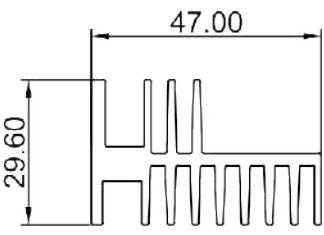
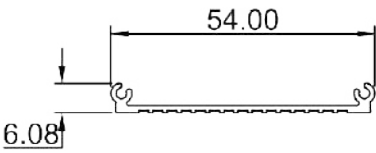
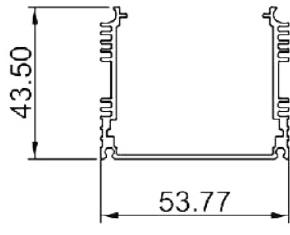
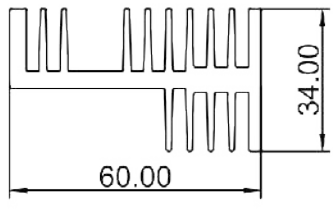
HEAT SINK

<p>SEC NO. :-4109 W.T:- 0.450 kg/MTR</p> 	<p>SEC NO. :-4110 W.T:- 0.590 kg/MTR</p> 
<p>SEC NO. :-4111 W.T:- 1.010 kg/MTR</p> 	<p>SEC NO. :-4112 W.T:- 0.330 kg/MTR</p> 
<p>SEC NO. :-4113 W.T:- 1.590 kg/MTR</p> 	<p>SEC NO. :-4114 W.T:- 1.110 kg/MTR</p> 
<p>SEC NO. :-4115 W.T:- 1.330 kg/MTR</p> 	<p>SEC NO. :-4116 W.T:- 0.780 kg/MTR</p> 

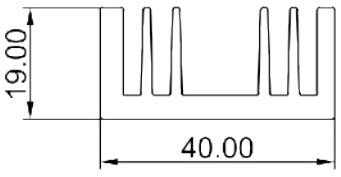
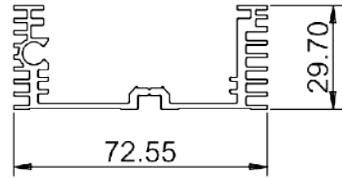
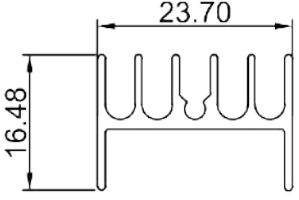
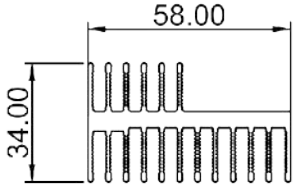
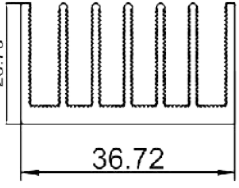
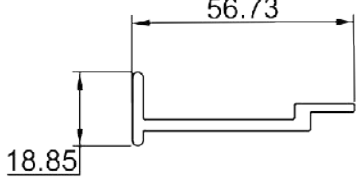
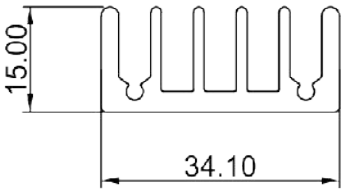

HEAT SINK

<p>SEC NO. :-4117 W.T:- 1.530 kg/MTR</p> 	<p>SEC NO. :-4118 W.T:- 1.590 kg/MTR</p> 
<p>SEC NO. :-4119 W.T:- 1.510 kg/MTR</p> 	<p>SEC NO. :-4120 W.T:- 0.260 kg/MTR</p> 
<p>SEC NO. :-4121 W.T:- 4.580 kg/MTR</p> 	<p>SEC NO. :-4122 W.T:- 3.540 kg/MTR</p> 
<p>SEC NO. :-4123 W.T:- 1.270 kg/MTR</p> 	<p>SEC NO. :-4123 A W.T:- 0.800 kg/MTR</p> 

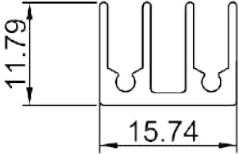
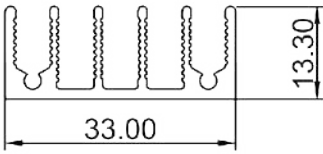
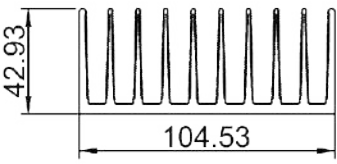
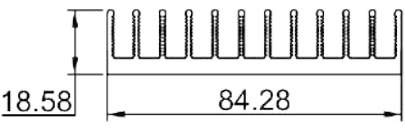
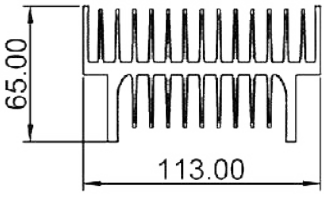
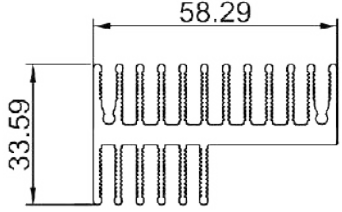
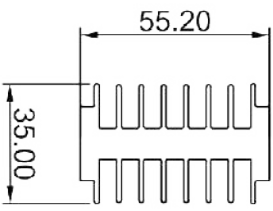
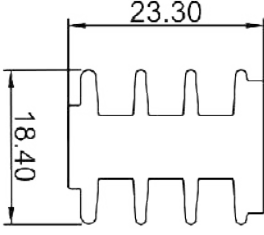
HEAT SINK

<p>SEC NO. :-4124 W.T:- 1.370 kg/MTR</p> 	<p>SEC NO. :-4125 W.T:- 1.370 kg/MTR</p> 
<p>SEC NO. :-4126 W.T:- 2.970 kg/MTR</p> 	<p>SEC NO. :-4127 W.T:- 1.400 kg/MTR</p> 
<p>SEC NO. :-4128 W.T:- 1.250 kg/MTR</p> 	<p>SEC NO. :-4129 W.T:- 0.250 kg/MTR</p> 
<p>SEC NO. :-4130 W.T:- 0.700 kg/MTR</p> 	<p>SEC NO. :-4129 W.T:- 1.880 kg/MTR</p> 

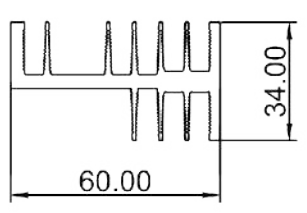
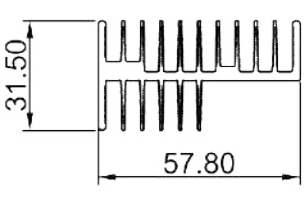
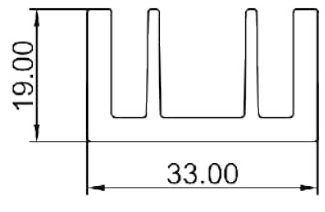
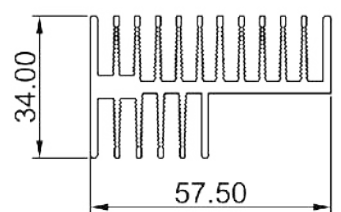
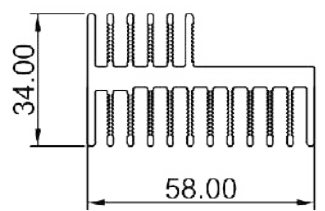
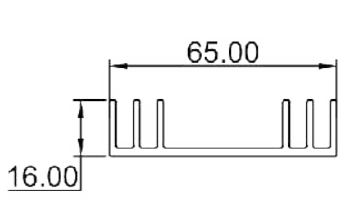
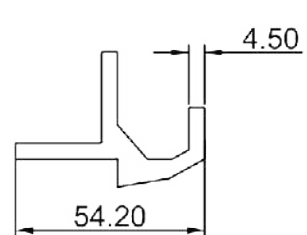
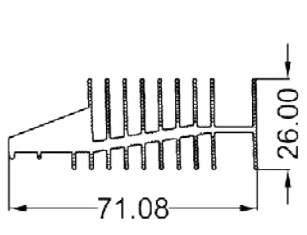
HEAT SINK

<p>SEC NO. :-4132 W.T:- 0.980 kg/MTR</p> 	<p>SEC NO. :-AI-41 W.T:- 3.735 kg/MTR</p> 
<p>SEC NO. :-4120 W.T:- 0.260 kg/MTR</p> 	<p>SEC NO. :-4117 W.T:- 1.760 kg/MTR</p> 
<p>SEC NO. :-4133 W.T:- 1.470 kg/MTR</p> 	<p>SEC NO. :-4134 W.T:- 0.590 kg/MTR</p> 
<p>SEC NO. :-4135 W.T:- 0.640 kg/MTR</p> 	<p>SEC NO. :-4136 W.T:- 0.360 kg/MTR</p> 

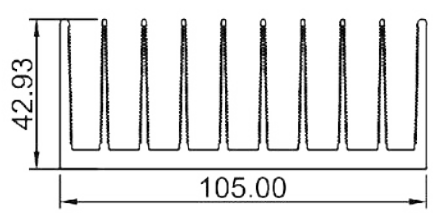
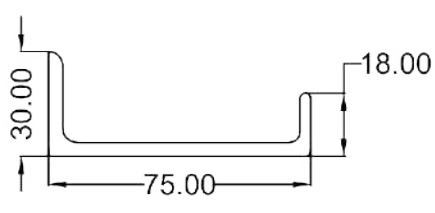
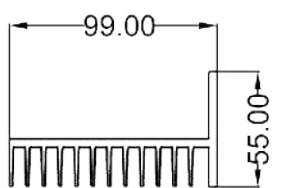
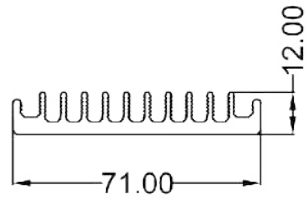

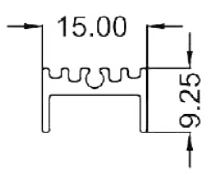
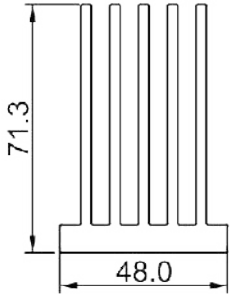
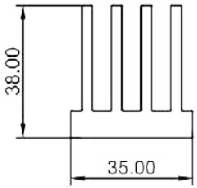
HEAT SINK

<p>SEC NO. :-4137 W.T:- 0.200 kg/MTR</p> 	<p>SEC NO. :-4138 W.T:- 0.390 kg/MTR</p> 
<p>SEC NO. :-4139 W.T:- 3.680 kg/MTR</p> 	<p>SEC NO. :-4140 W.T:- 1.720 kg/MTR</p> 
<p>SEC NO. :-4141 W.T:- 5.740 kg/MTR</p> 	<p>SEC NO. :-4142 W.T:- 1.808 kg/MTR</p> 
<p>SEC NO. :-4143 W.T:- 2.390 kg/MTR</p> 	<p>SEC NO. :-4144 W.T:- 0.710 kg/MTR</p> 

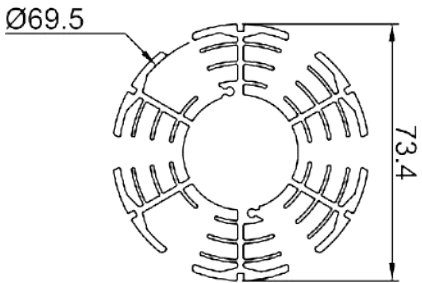
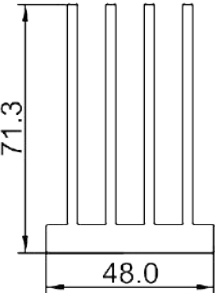
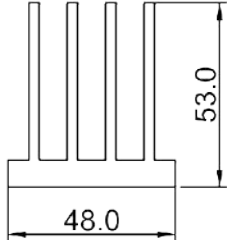
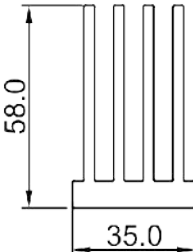
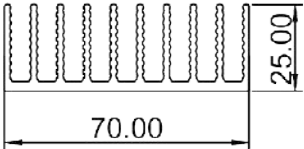

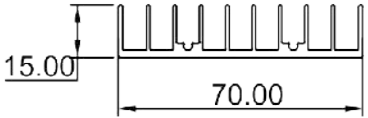
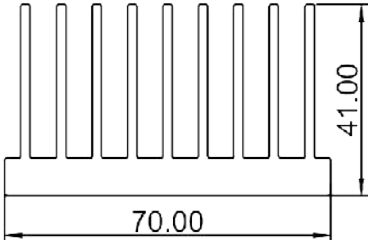
HEAT SINK

<p>SEC NO. :-4145 W.T:- 1.520 kg/MTR</p> 	<p>SEC NO. :-4146 W.T:- 1.250 kg/MTR</p> 
<p>SEC NO. :-4147 W.T:- 0.750 kg/MTR</p> 	<p>SEC NO. :-4119 (R) W.T:- 1.550 kg/MTR</p> 
<p>SEC NO. :-4117 (R) W.T:- 1.800 kg/MTR</p> 	<p>SEC NO. :-4149 W.T:- 0.835 kg/MTR</p> 
<p>SEC NO. :-4150 W.T:- 1.340 kg/MTR</p> 	<p>SEC NO. :-4151 W.T:- 0.380 kg/MTR</p> 

HEAT SINK

<p>SEC NO. :-4152 W.T:- 3.378 kg/MTR</p> 	<p>SEC NO. :-4153 W.T:- 1.210 kg/MTR</p> 
<p>SEC NO. :-4154 W.T:- 2.672 kg/MTR</p> 	<p>SEC NO. :-4155 W.T:- 1.156 kg/MTR</p> 
<p>SEC NO. :-4156 W.T:- 0.874 kg/MTR</p> 	<p>SEC NO. :-4157 W.T:- 0.140 kg/MTR</p> 
<p>SEC NO. :-O-3016R W.T:- 3.523 kg/MTR</p> 	<p>SEC NO. :-O-3009 W.T:- 1.608 kg/MTR</p> 

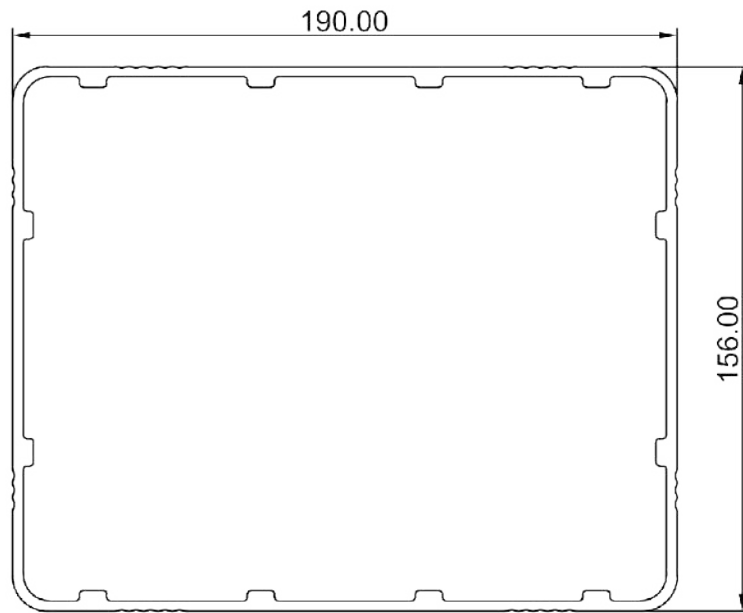
HEAT SINK

<p>SEC NO. :-O-6001 W.T:- 4.580 kg/MTR</p>  <p>Ø69.5 73.4</p>	<p>SEC NO. :-O-3012 W.T:- 3.030 kg/MTR</p>  <p>71.3 48.0</p>
<p>SEC NO. :-O-3011 W.T:- 2.465 kg/MTR</p>  <p>53.0 48.0</p>	<p>SEC NO. :-O-3010 W.T:- 2.356 kg/MTR</p>  <p>58.0 35.0</p>
<p>SEC NO. :-O-3025 W.T:- 1.585 kg/MTR</p>  <p>25.00 70.00</p>	<p>SEC NO. :-O-3026 W.T:- 0.635 kg/MTR</p>  <p>16.10 46.00</p>
<p>SEC NO. :-O-3027 W.T:- 0.793 kg/MTR</p>  <p>15.00 70.00</p>	<p>SEC NO. :-O-3028 W.T:- 2.737 kg/MTR</p>  <p>41.00 70.00</p>

BATTERY SECTION

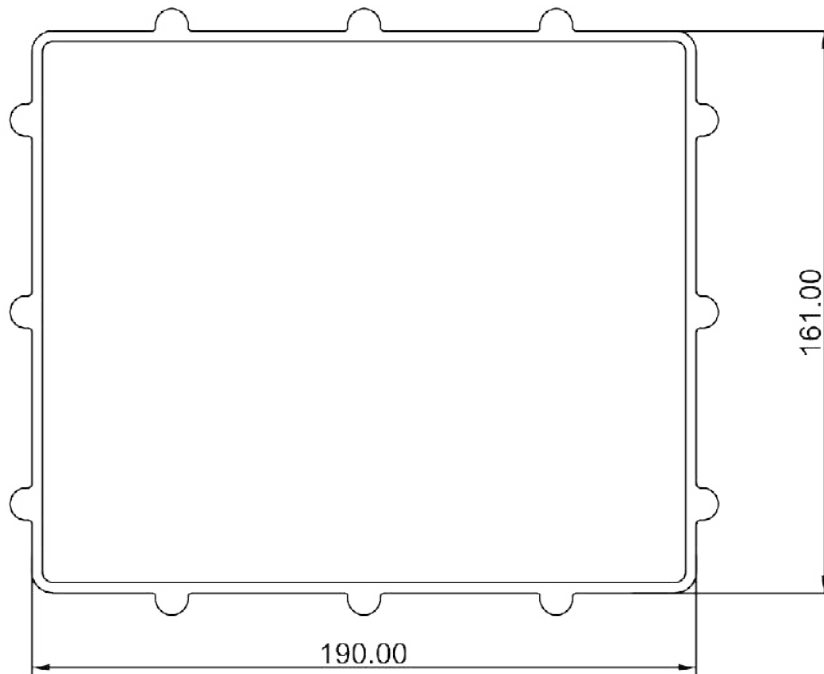
SEC NO. :-DLC-4002

W.T:- 6.076 KG/MTR

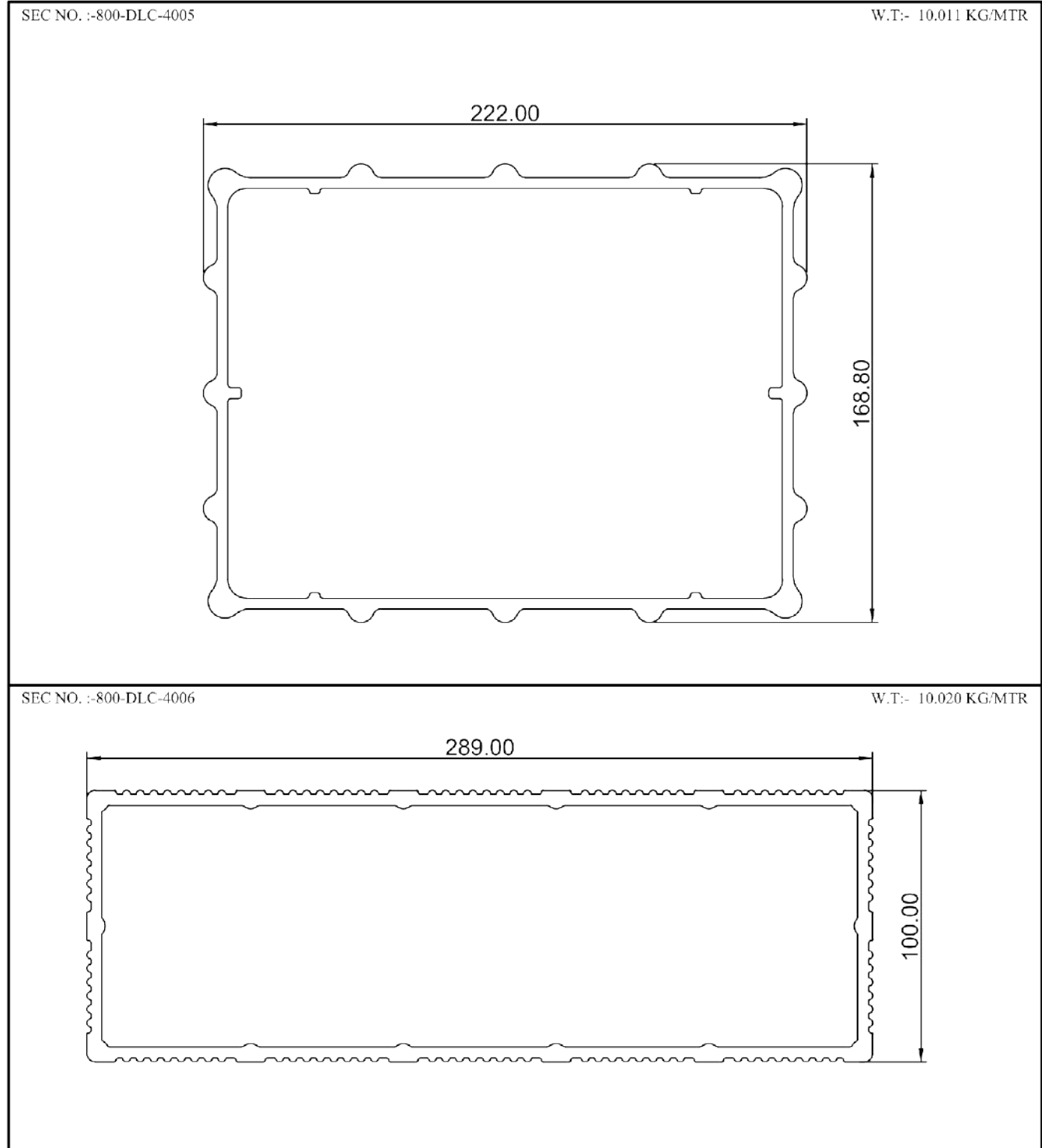


SEC NO. :-DLC-4003

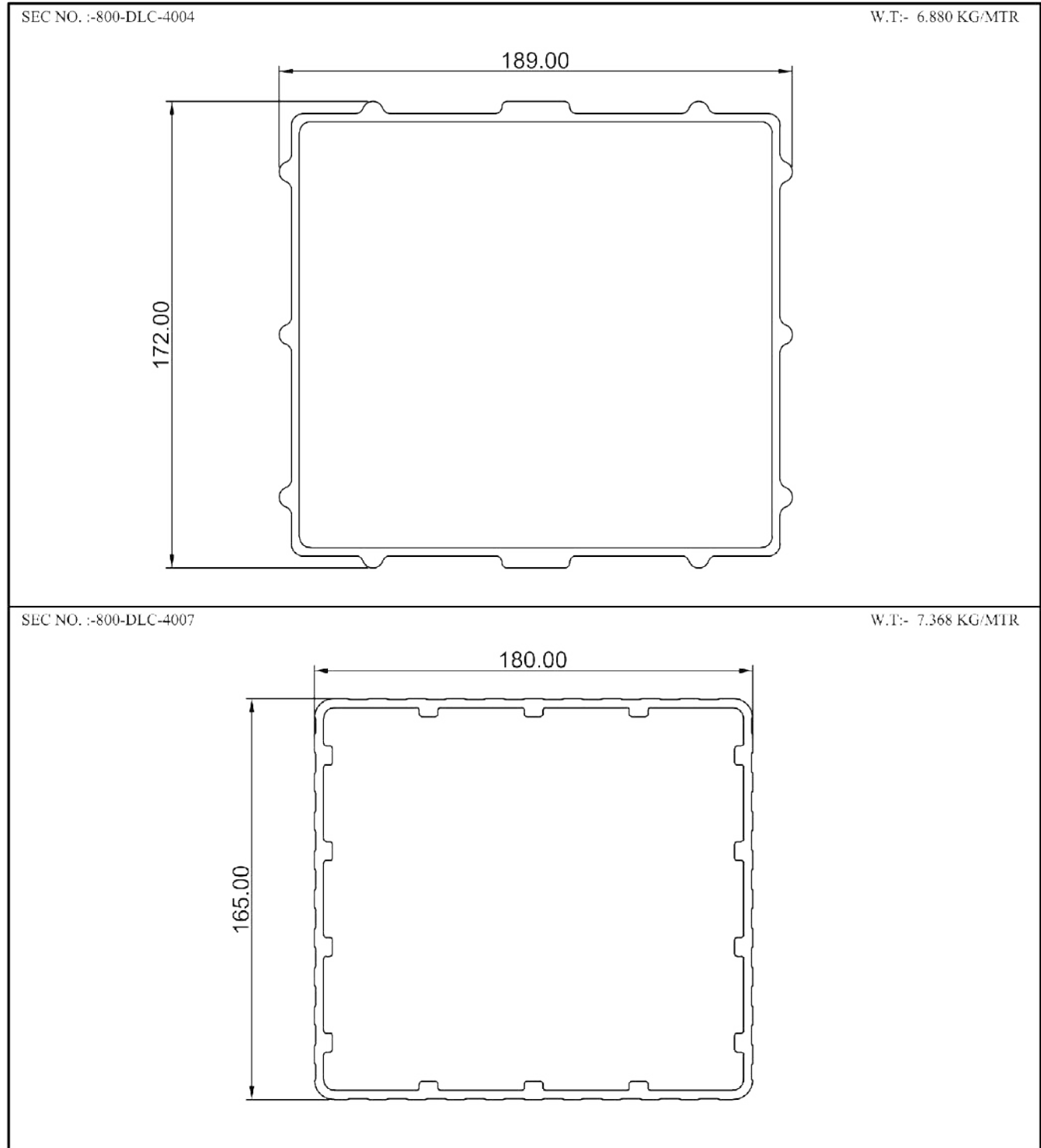
W.T:- 7.134 KG/MTR



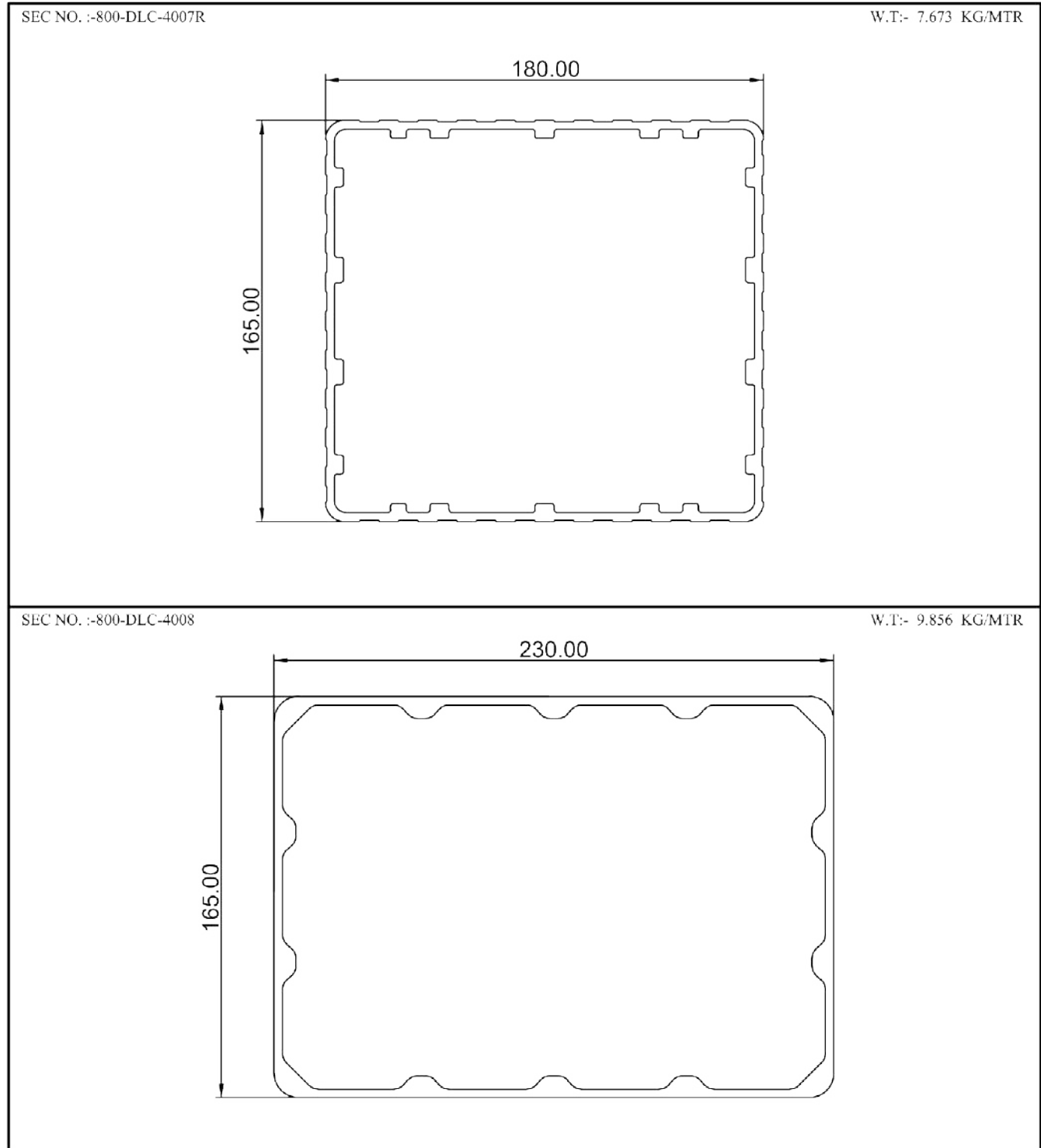
BATTERY SECTION



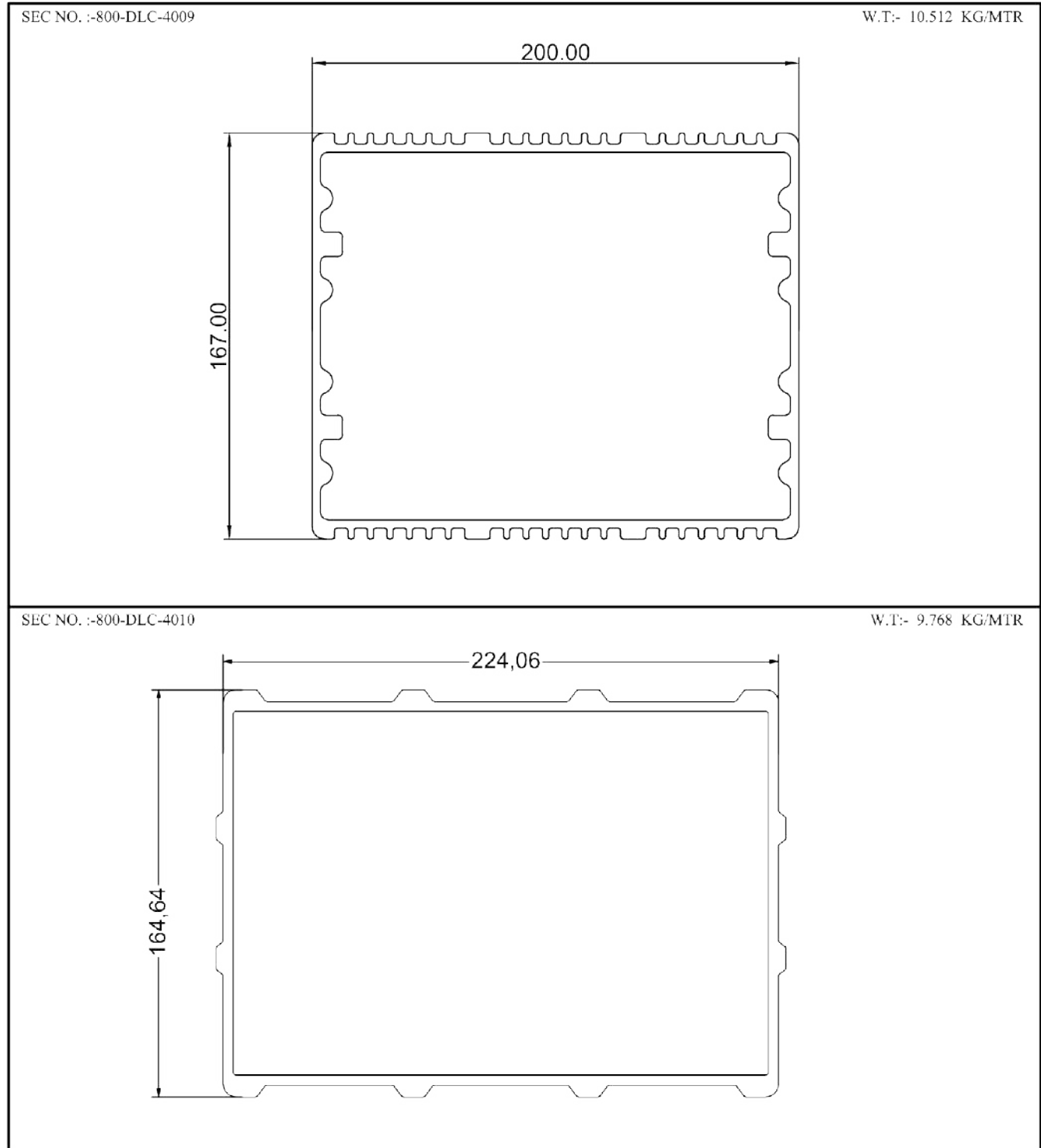
BATTERY SECTION



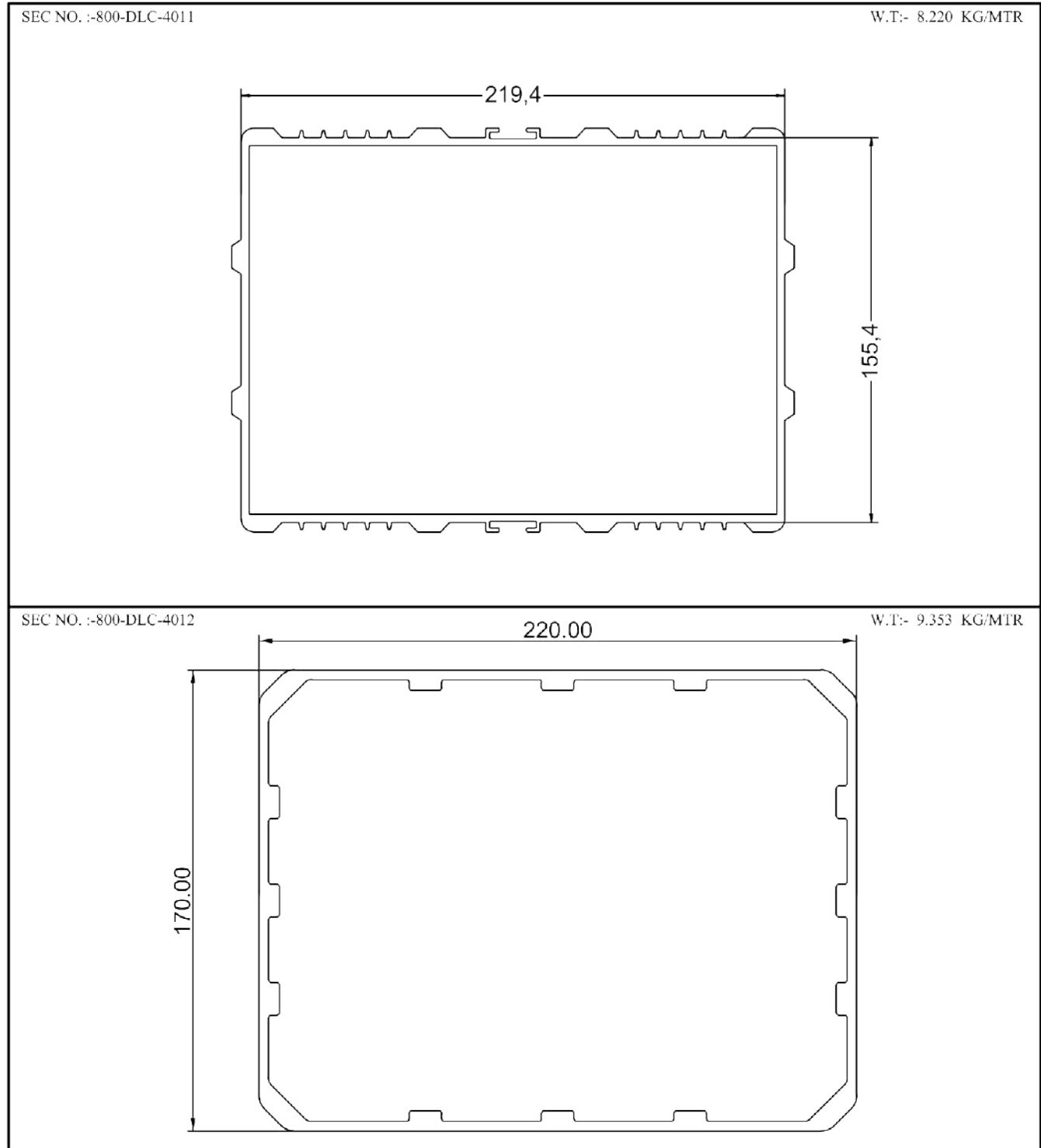
BATTERY SECTION



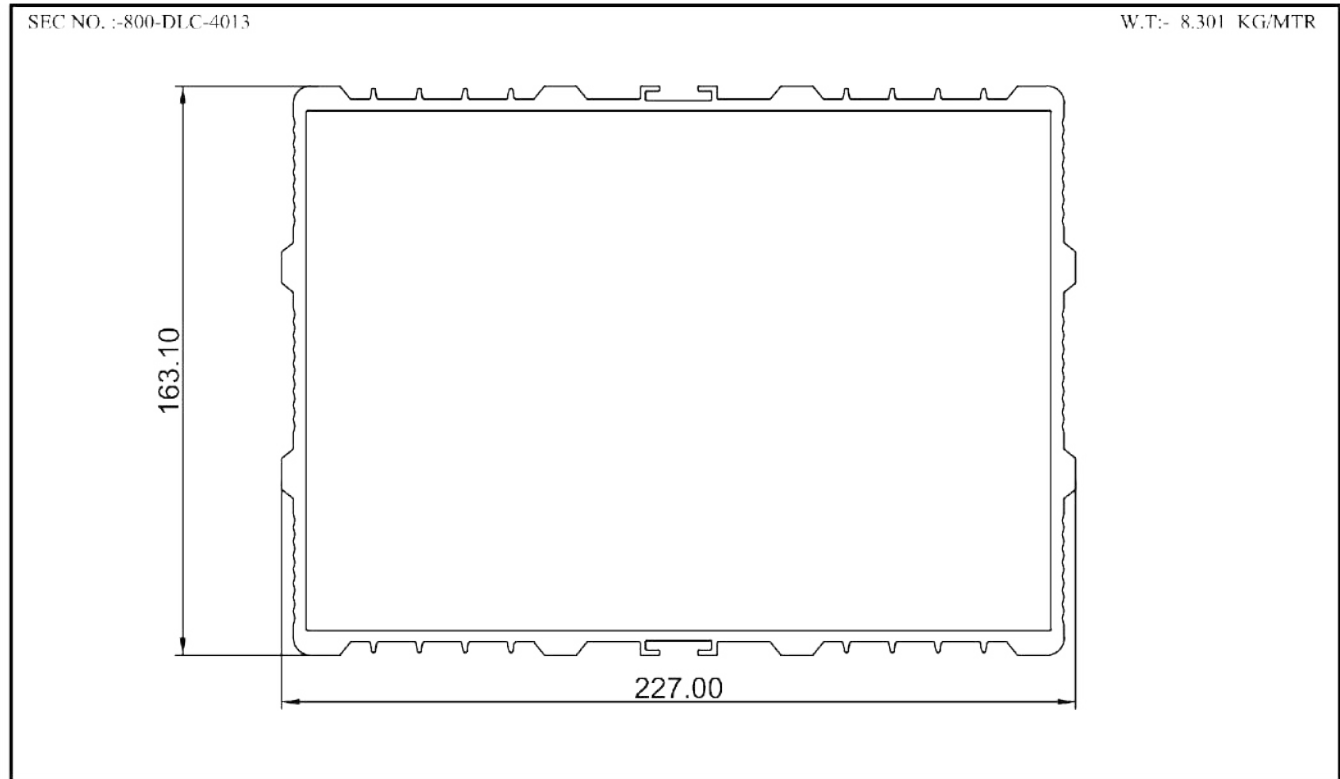
BATTERY SECTION



BATTERY SECTION



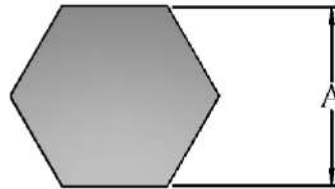
BATTERY SECTION



Standard Structural & **Raw Material Profiles**

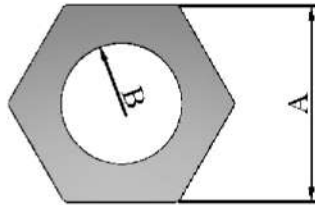


HEXAGONAL ROD



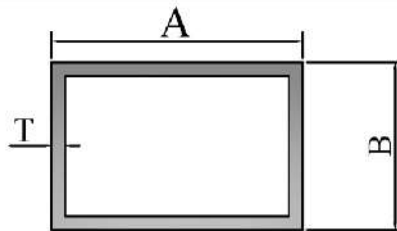
S.NO	SECTION .NO	A	WT.RANGE(KG/12')
1	1500	7.00	0.400 - 0.430
2	1501	9.50	0.780 - 0.820
3	1502	10.00	0.830 - 0.860
4	1502 H	11.00	1.020 - 1.050
5	1503	12.60	1.375 - 1.425
6	1503 H	14.00	1.650 - 1.700
7	1504	16.00	2.100 - 2.200
8	1505	17.50	2.590 - 2.610
9	1508	17.90	2.740 - 2.770
10	1511	18.80	3.000 - 3.050
11	1515	22.00	4.100 - 4.200
12	1517	25.00	5.300 - 5.400
13	1518	25.40	5.400 - 5.550
14	1521	32.00	9.300 - 9.600
15	VIC6001	35.00	9.954 - 11.001

HEXAGONAL TUBE



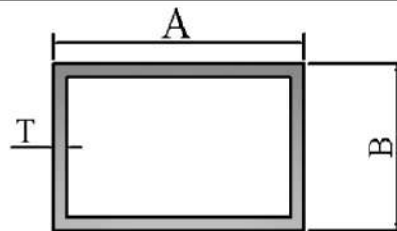
S.NO	SECTION .NO	A	B	WT.RANGE(KG/12')
1	HP1749	14.00	8.50	1.050 - 1.100
2	HP1750	17.50	10.80	1.720 - 1.760
3	HP1751	18.00	10.80	1.840 - 1.910
4	HP1751A	18.00	10.80	1.850 - 1.900
5	HP1752	19.00	12.50	1.850 - 1.900
6	HP1753	19.00	10.80	2.100 - 2.200
7	HP1753L	18.80	12.80	1.780 - 1.850
8	HP1754	22.00	15.00	2.300 - 2.400

RECTANGULAR TUBE



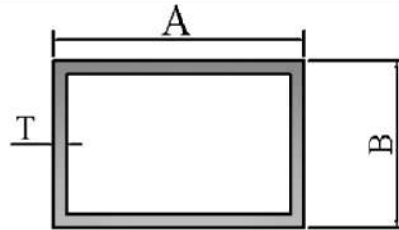
S.NO	SECTION .NO	A	B	T	WT.RANGE(KG/12')
1	2121	25.00	12.00	1.43	0.914 - 1.014
2	2123	38.00	25.00	1.50	1.306 - 1.406
3	2124	38.00	25.00	1.85	2.182 - 2.282
4	2125	40.00	15.00	1.50	1.463 - 1.617
5	2126	36.00	24.00	1.85	2.008 - 2.108
6	2127	34.00	23.00	0.57	0.579 - 0.679
7	2129	40.00	20.00	2.00	2.163 - 2.263
8	2130	50.00	20.00	2.00	2.558 - 2.658
9	2131	50.00	25.00	0.72	0.994 - 1.098
10	2134	50.00	25.00	3.00	4.091 - 3.100
11	2135	54.00	24.00	1.20	1.792 - 3.100
12	2136	55.00	24.00	1.20	1.792 - 5.100
13	2137	50.00	38.00	2.00	3.320 - 5.000
14	2142	65.00	24.00	2.00	3.359 - 2.850
15	2143	75.00	25.00	1.50	3.606 - 3.000
16	8228	18.00	8.00	0.80	0.019 - 0.057
17	2154	100.00	40.00	2.00	5.375 - 1.700
18	8289	122.00	61.00	4.00	13.143 - 14.525
19	8288	145.00	82.00	4.00	16.448 - 18.178
20	2160	100.00	50.00	2.00	5.493 - 6.059
21	2158	100.00	50.00	6.00	15.567 - 17.205
22	80017	200.00	100.00	3.40	19.638 - 19.736
23	80019	200.00	50.00	2.20	10.143 - 11.209
24	80020	150.00	150.00	3.00	16.557 - 18.299
25	80021	150.00	100.00	2.50	11.498 - 12.708
26	80022	200.00	25.00	2.50	10.323 - 11.409
27	80023	150.00	25.00	3.00	9.517 - 10.517
28	80025	200.00	75.00	2.50	12.673 - 14.007
29	80026	200.00	125.00	2.00	12.051 - 13.319
30	80027	200.00	150.00	2.00	12.990 - 14.356

RECTANGULAR TUBE



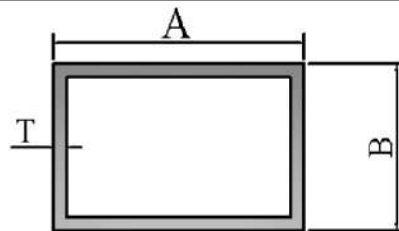
S.NO	SECTION .NO	A	B	T	WT.RANGE(KG/12')
31	80028	250.00	50.00	3.00	16.557 - 18.299
32	80029	250.00	75.00	3.00	17.966 - 19.856
33	80030	250.00	100.00	3.00	19.374 - 21.412
34	80031	225.00	25.00	3.00	13.741 - 15.184
35	80032	225.00	50.00	3.00	15.149 - 16.743
36	80033	225.00	75.00	3.00	16.557 - 18.299
37	80034	225.00	100.00	3.00	17.966 - 18.911
38	80035	225.00	125.00	3.00	19.647 - 20.393
39	80036	225.00	150.00	3.00	20.782 - 22.968
40	80037	250.00	125.00	3.00	20.782 - 22.968
41	80038	275.00	50.00	3.00	17.861 - 19.741
42	80039	275.00	100.00	3.00	20.782 - 22.968
43	80040	300.00	50.00	3.00	19.374 - 21.412
44	80041	300.00	100.00	3.00	22.191 - 24.525
45	10007	150.00	75.00	3.00	12.336 - 13.634
46	2159	34.00	30.00	2.00	2.253 - 2.49
47	38*25	38.00	25.00	1.20	1.363 - 1.506
48	2161	40.00	20.00	1.20	1.297 - 1.433
49	2162	80.00	20.00	1.50	2.729 - 3.107
50	2163	40.00	20.00	2.00	2.103 - 2.324
51	2164	75.00	50.00	3.00	6.700 - 7.404
52	2165	40.00	15.00	2.00	1.912 - 2.114
53	2166	40.00	12.00	2.00	1.801 - 1.991
54	2167	75.00	50.00	2.00	4.543 - 5.021
55	2168	50.00	25.00	2.00	2.666 - 2.947
56	2169	83.00	38.00	2.90	6.273 - 6.933
57	2170	83.00	38.00	2.00	4.298 - 4.75
58	2171	101.00	43.00	1.90	4.812 - 5.319
59	2172	101.00	50.00	6.00	15.657 - 17.305
60	2173	101.00	44.00	3.00	8.755 - 9.677

RECTANGULAR TUBE



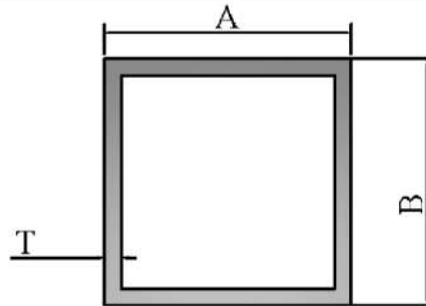
S.NO	SECTION .NO	A	B	T	WT.RANGE(KG/12')
61	2175	101.00	44.00	1.20	3.213 - 3.551
62	2176	100.00	40.00	2.00	5.104 - 5.642
63	2177	101.00	26.00	1.95	4.468 - 4.938
64	2178	95.00	25.00	1.80	3.932 - 4.346
65	2179	50.50	25.50	3.00	3.943 - 4.358
66	2180	60.00	40.00	2.00	3.602 - 3.981
67	2181	25.00	12.00	2.00	1.366 - 1.399
68	2182	100.00	25.00	2.50	5.633 - 6.226
69	2183	40.00	20.00	2.00	2.100 - 2.321
70	2184	30.00	20.00	2.00	1.627 - 1.799
71	2185	30.00	15.00	2.00	1.537 - 1.699
72	2186	30.00	24.00	1.80	1.700 - 1.879
73	2187	30.00	12.00	1.20	0.890 - 0.984
74	2188	30.00	12.00	2.00	1.426 - 1.576
75	2189	50.00	30.00	2.00	2.851 - 3.151
76	2190	27.00	9.40	1.10	0.706 - 0.780
77	2191	50.00	12.00	2.00	2.177 - 2.406
78	2192	40.00	30.00	2.00	2.476 - 2.736
79	2193	72.00	20.00	2.50	4.082 - 4.512
80	2194	75.00	25.00	2.00	3.602 - 3.981
81	2195	100.00	25.00	3.00	6.700 - 7.405
82	2196	75.00	12.00	1.50	2.364 - 2.613
83	2197	80.00	50.00	3.00	6.982 - 7.717
84	2198	75.00	25.00	3.00	5.292 - 5.849
85	2199	75.00	25.00	2.00	3.605 - 3.984
86	2201	80.00	40.00	2.00	4.353 - 4.811
87	2202	70.00	50.00	3.00	6.419 - 7.094
88	2204	38.00	25.00	1.50	1.690 - 1.868
89	2205	50.00	20.00	1.50	1.887 - 2.085
90	2206	38.00	25.00	1.90	2.111 - 2.333

RECTANGULAR TUBE



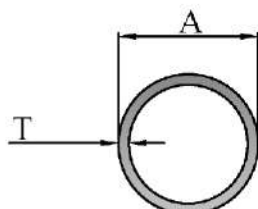
S.NO	SECTION .NO	A	B	T	WT.RANGE(KG/12')
91	2207	50.00	25.00	1.50	2.028 - 2.241
92	2208	50.00	26.00	3.00	3.887 - 4.296
93	2209	100.00	50.00	2.00	5.482 - 6.059
94	2210	100.00	50.00	3.00	8.111 - 8.964
95	80043	300.00	75.00	3.00	20.782 - 22.968

SQUARE TUBE



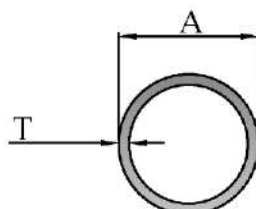
S.NO	SECTION .NO	A	B	T	WT.RANGE(KG/12')
1	2201	15.00	15.00	1.50	0.750 - 0.850
2	2202	19.00	19.00	1.00	0.661 - 0.761
3	2203	19.00	19.00	1.50	1.055 - 1.005
4	2204	20.00	20.00	1.83	1.306 - 1.406
5	2205	22.00	22.00	1.85	1.423 - 1.523
6	2206	25.00	25.00	0.90	0.807 - 0.907
7	2207	25.00	25.00	1.50	1.343 - 1.443
8	2208	25.40	25.40	2.00	1.799 - 1.899
9	2209	25.40	25.40	3.00	2.606 - 2.706
10	2210	29.00	29.00	2.00	2.084 - 2.184
11	2211	30.00	30.00	2.00	2.163 - 2.263
12	2212	31.75	31.75	3.00	3.359 - 3.459
13	2213	28.50	28.50	1.50	2.796 - 2.896
14	2214	38.00	38.00	3.00	4.100 - 4.200
15	2215	40.00	40.00	4.00	5.642 - 5.742
16	2216	45.00	45.00	3.00	4.930 - 5.030
17	2217	50.00	50.00	1.50	2.825 - 2.925
18	2218	50.00	50.00	3.00	5.423 - 5.523
19	2219	62.00	62.00	2.00	4.693 - 4.793
20	2220	70.00	70.00	1.80	4.802 - 4.902
21	2221	73.00	73.00	1.57	4.382 - 4.482
22	2222	76.00	76.00	3.00	8.606 - 8.706

ROUND TUBE



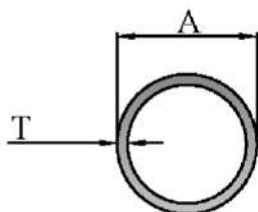
S.NO	SECTION .NO	A	T	WT.RANGE(KG/12')
1	1631	10.50	1.50	0.400 - 0.430
2	1633	12.50	1.25	0.420 - 0.440
3	1634	12.70	1.20	0.410 - 0.435
4	1635	13.00	1.75	0.600 - 0.620
5	1638	15.50	1.30	0.550 - 0.600
6	1639	15.50	1.50	0.620 - 0.650
7	1640	15.50	1.70	0.700 - 0.750
8	1641	15.50	2.00	0.800 - 0.850
9	1644	16.00	1.25	0.550 - 0.600
10	1645	16.00	1.45	0.620 - 0.650
11	1646	16.00	1.55	0.670 - 0.700
12	1647	16.00	1.70	0.720 - 0.750
13	1648	16.00	1.80	0.770 - 0.800
14	1649	16.00	1.95	0.820 - 0.850
15	1650	16.00	2.05	0.870 - 0.900
16	1651	16.00	2.20	0.920 - 0.950
17	1653	17.00	1.25	0.580 - 0.620
18	1654	17.00	1.35	0.630 - 0.650
19	1655	17.00	1.45	0.670 - 0.700
20	1656	17.00	1.55	0.720 - 0.750
21	1657	17.00	1.70	0.770 - 0.800
22	1658	17.00	1.80	0.820 - 0.850
23	1659	17.00	1.90	0.870 - 0.900
24	1660	17.00	2.05	0.920 - 0.950
25	1663	18.35	0.95	0.480 - 0.510
26	1664	18.35	1.15	0.580 - 0.610
27	1665	18.35	1.35	0.680 - 0.710
28	1666	18.35	1.55	0.780 - 0.810
29	1668	19.00	1.25	0.680 - 0.700
30	1669	19.00	1.35	0.720 - 0.750

ROUND TUBE



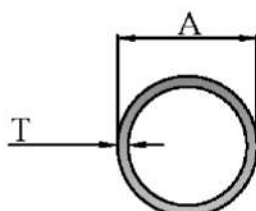
S.NO	SECTION .NO	A	T	WT.RANGE(KG/12')
31	1670	19.00	1.50	0.770 - 0.800
32	1671	19.00	1.60	0.820 - 0.850
33	1672	19.00	1.65	0.870 - 0.900
34	1673	19.00	1.80	0.920 - 0.950
35	1674	19.00	1.90	0.970 - 1.000
36	1675	19.00	2.00	1.020 - 1.050
37	1676	19.00	2.10	1.070 - 1.100
38	1677	19.00	2.20	1.120 - 1.150
39	1678	19.00	2.30	1.170 - 1.200
40	1679	19.00	2.50	1.250 - 1.300
41	1682	19.50	1.50	0.800 - 0.850
42	1683	19.50	1.70	0.900 - 0.950
43	1684	19.50	1.90	1.000 - 1.050
44	1685	19.50	2.20	1.150 - 1.200
45	1686	19.50	2.50	1.280 - 1.350
46	1689	20.00	1.50	0.800 - 0.850
47	1690	20.00	1.75	0.950 - 1.000
48	1691	20.00	2.00	1.080 - 1.150
49	1692	20.00	2.50	1.340 - 1.370
50	1695	21.50	1.50	0.900 - 0.950
51	1696	21.50	1.70	1.030 - 1.060
52	1697	21.50	2.00	1.180 - 1.220
53	1698	21.50	2.50	1.450 - 1.500
54	P1600	22.00	1.50	0.900 - 0.950
55	P1601	22.00	1.70	1.050 - 1.100
56	P1602	22.00	2.00	1.200 - 1.250
57	P1603	22.00	2.50	1.480 - 1.520
58	P1605	22.30	6.00	3.000 - 3.050
59	P1607	23.00	1.50	0.980 - 1.020
60	P1608	23.00	1.70	1.050 - 1.150

ROUND TUBE



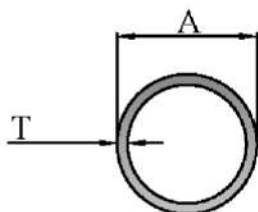
S.NO	SECTION .NO	A	T	WT.RANGE(KG/12')
61	P1609	23.00	2.00	1.280 - 1.320
62	P1610	23.00	2.50	1.550 - 1.600
63	P1611	24.00	1.50	1.000 - 1.050
64	P1612	24.00	1.80	1.200 - 1.250
65	P1613	24.00	2.00	1.350 - 1.400
66	P1614	24.00	2.50	1.650 - 1.700
67	P1615	24.50	1.50	1.050 - 1.100
68	P1616	24.50	1.70	1.180 - 1.220
69	P1617	24.50	2.00	1.380 - 1.420
70	P1618	24.50	2.50	1.680 - 1.720
71	P1619	24.50	4.50	2.780 - 2.820
72	P1622	25.00	1.50	1.070 - 1.120
73	P1623	25.00	1.80	1.280 - 1.320
74	P1624	25.00	2.00	1.400 - 1.450
75	P1625	25.00	2.50	1.720 - 1.770
76	P1627	25.40	1.50	1.080 - 1.120
77	P1628	25.40	2.00	1.420 - 1.470
78	P1629	25.40	2.50	1.750 - 1.800
79	P1631	26.20	6.85	4.050 - 4.100
80	P1633	26.50	7.45	4.380 - 4.420
81	P1635	27.00	2.00	1.520 - 1.570
82	P1636	27.00	2.50	1.880 - 1.920
83	P1637	27.00	3.00	2.200 - 2.250
84	P1639	27.50	1.50	1.180 - 1.220
85	P1640	27.50	1.80	1.420 - 1.450
86	P1641	27.50	2.00	1.570 - 1.600
87	P1642	27.50	2.50	1.900 - 1.950
88	P1645	28.00	1.50	1.200 - 1.250
89	P1646	28.00	1.80	1.450 - 1.470
90	P1647	28.00	2.00	1.580 - 1.630

ROUND TUBE



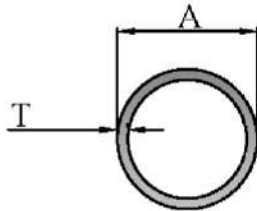
S.NO	SECTION .NO	A	T	WT.RANGE(KG/12')
91	P1648	28.00	2.50	1.950 - 2.000
92	P1649	28.00	2.85	2.200 - 2.250
93	P1652	28.50	2.00	1.600 - 1.700
94	P1653	28.50	2.50	2.000 - 2.050
95	P1655	29.00	1.80	1.500 - 1.550
96	P1656	29.00	2.00	1.670 - 1.700
97	P1658	30.00	1.25	1.080 - 1.120
98	P1659	30.00	1.50	1.300 - 1.350
99	P1660	30.00	1.70	1.470 - 1.520
100	P1661	30.00	2.00	1.700 - 1.750
101	P1662	30.00	2.50	2.100 - 2.200
102	P1665	30.50	1.50	1.320 - 1.370
103	P1666	30.50	1.80	1.580 - 1.620
104	P1667	30.50	2.00	1.750 - 1.800
105	P1668	30.50	2.50	2.150 - 2.200
106	P1669	30.50	3.00	2.500 - 2.600
107	P1671	31.00	1.20	1.080 - 1.120
108	P1672	31.00	1.50	1.350 - 1.400
109	P1673	31.00	2.00	1.780 - 1.820
110	P1674	31.00	2.50	2.180 - 2.220
111	P1675	31.00	3.00	2.580 - 2.620
112	P1676	31.00	3.45	2.920 - 2.970
113	P1678	31.50	1.70	1.550 - 1.600
114	P1679	31.50	2.00	1.780 - 1.820
115	P1680	31.50	2.50	2.250 - 2.300
116	P1681	31.50	3.00	2.600 - 2.700
117	P1682	31.50	3.45	2.980 - 3.020
118	P1685	32.00	2.00	1.840 - 1.870
119	P1686	32.00	2.50	2.250 - 2.300
120	P1687	32.00	3.00	2.680 - 2.720

ROUND TUBE



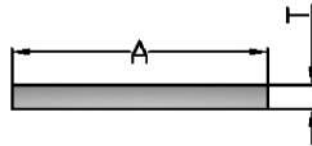
S.NO	SECTION .NO	A	T	WT.RANGE(KG/12')
121	P1689	35.00	2.00	2.020 - 2.060
122	P1690	35.00	2.50	2.500 - 2.550
123	P1691	35.00	3.00	2.950 - 3.000
124	P1692	36.00	2.00	2.050 - 2.100
125	P1693	36.00	2.50	2.580 - 2.620
126	P1694	36.00	2.80	2.870 - 2.920
127	P1695	36.00	3.00	3.050 - 3.100
128	P1696	38.00	2.00	2.200 - 2.250
129	P1697	38.00	2.50	2.740 - 2.770
130	P1698	38.00	3.00	3.250 - 3.270
131	P1699	40.00	2.00	2.350 - 2.370
132	P1700	40.00	2.50	2.880 - 2.920
133	P1701	42.00	2.00	2.470 - 2.520
134	P1702	42.00	2.50	3.050 - 3.100
135	P1703	42.00	3.00	3.600 - 3.650
136	P1705	43.40	6.70	7.600 - 7.700
137	P1707	44.20	4.20	5.180 - 5.240
138	P1709	45.00	2.50	3.280 - 3.320
139	P1710	45.00	3.00	3.880 - 3.950
140	P1711	45.00	3.50	4.480 - 4.530
141	P1712	45.00	4.00	5.080 - 5.120
142	P1715	46.00	2.00	2.700 - 2.750
143	P1716	46.00	2.50	3.370 - 3.400
144	P1717	46.00	3.00	3.980 - 4.020
145	P1720	48.00	3.00	4.180 - 4.220
146	P1722	50.00	2.00	2.970 - 3.050
147	P1723	50.00	2.50	3.680 - 3.720
148	P1724	50.00	5.00	6.980 - 7.020
159	P1727	55.00	4.00	6.330 - 6.370
150	P1728	55.00	4.50	7.050 - 7.100

ROUND TUBE



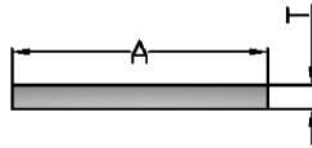
S.NO	SECTION .NO	A	T	WT.RANGE(KG/12')
151	P1729	55.00	5.00	7.770 - 7.800
152	P1732	60.00	2.00	3.580 - 3.620
153	P1733	60.00	2.50	4.450 - 4.500
154	P1734	60.00	3.00	5.300 - 5.350
155	P1737	70.00	2.00	4.200 - 4.250
156	P1738	70.00	2.50	5.250 - 5.300
157	P1740	75.00	2.50	5.600 - 5.650
158	P1745	76.20	2.50	5.700 - 5.750
159	P1746	80.00	2.00	4.800 - 4.900
160	P1754	33.70	39.00	6.884 - 7.608
161	P1750	82.00	3.00	3.840 - 3.940
162	P1752	88.00	3.00	6.290 - 6.390
163	P2620	26.80	2.00	3.945 - 4.024
164	P3030	30.00	3.00	1.258 - 1.390
165	P1747	81.50	7.75	14.090 - 14.190
166	P1748	80.00	8.50	14.980 - 15.080
167	P1749	128.00	3.50	10.740 - 10.840
168	P1751	91.50	14.75	27.720 - 27.820
169	P1753	91.50	5.00	10.660 - 10.760
170	P10595	105.00	5.25	14.746 - 16.298
171	P210183	210.00	13.50	78.236 - 86.470
172	P114097	114.20	8.51	26.526 - 29.318
173	P227210	227.00	210.00	53.221 - 58.824
174	P152122	152.00	122.00	60.608 - 66.986

FLAT BAR



S.NO	SECTION .NO	A	T	WT.RANGE(KG/12')
1	F11X8	11.000	8.000	0.826 - 0.913
2	F12X2.7	12.000	2.700	0.304 - 0.336
3	F12X3.5	12.000	3.500	0.394 - 0.436
4	F12X9	12.000	9.000	1.014 - 1.121
5	F12.1X5.1	12.100	5.100	0.579 - 0.640
6	F12.5X10.5	12.500	10.500	1.232 - 1.362
7	F12.5X3.5	12.500	3.500	0.411 - 0.454
8	F13X7	13.000	7.000	0.854 - 0.944
9	F13.5X10.3	13.500	10.300	1.305 - 1.443
10	F14X7	14.000	7.000	0.920 - 1.017
11	F14X8	14.000	8.000	1.051 - 1.162
12	F14.5X9	14.500	9.000	1.225 - 1.354
13	F15X10	15.000	10.000	1.408 - 1.556
14	F15X3	15.000	3.000	0.422 - 0.467
15	F15X8	15.000	8.000	1.127 - 1.245
16	F15X9	15.000	9.000	1.267 - 1.401
17	F15X9	15.000	9.000	1.267 - 1.401
18	F15.2X3.3	15.200	3.300	0.471 - 0.520
19	F15.31X8.37	15.310	8.370	1.203 - 1.330
20	F15.5X6	15.500	6.000	0.873 - 0.965
21	F15.6X2.3	15.600	2.300	0.337 - 0.372
22	F15.7X16.1	15.700	16.100	0.826 - 0.934
23	F15.88X2	15.880	2.000	0.298 - 0.330
24	F16.7X3	16.700	3.000	0.470 - 0.520
25	F16.81X3.6	16.810	3.600	0.568 - 0.628
26	F17X3.6	17.000	3.600	0.575 - 0.635
27	F17X3.8	17.000	3.800	0.606 - 0.670
28	F17X4	17.000	4.000	0.638 - 0.706
29	F18X5	18.000	5.000	0.845 - 0.934
30	F18.7X9.1	18.700	9.100	1.598 - 1.766

FLAT BAR



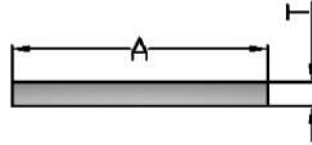
S.NO	SECTION .NO	A	T	WT.RANGE(KG/12')
31	F19X2	19.000	2.000	0.357 - 0.394
32	F19X2	19.000	2.000	0.357 - 0.394
33	F19X2.5	19.000	2.500	0.446 - 0.394
34	F19X2.8	19.000	2.800	0.499 - 0.552
35	F19X3	19.000	3.000	0.535 - 0.591
36	F19X3	19.000	3.000	0.535 - 0.591
37	F19X3.2	19.000	3.200	0.571 - 0.631
38	F19X3.75	19.000	3.750	0.669 - 0.739
39	F19X4	19.000	4.000	0.713 - 0.789
40	F19X4	19.000	4.000	0.713 - 0.789
41	F19X4	19.000	4.000	0.713 - 0.789
42	F19X4.5	19.000	4.500	0.803 - 0.887
43	F19X5	19.000	5.000	0.892 - 0.986
44	F19X6	19.000	6.000	1.070 - 1.183
45	F19X6.1	19.000	6.100	1.088 - 1.203
46	F19X9	19.000	9.000	1.605 - 1.774
47	F19.6X4.65	19.600	4.650	0.856 - 0.946
48	F20X10	20.000	10.000	1.878 - 2.075
49	F20X10	20.000	10.000	1.878 - 2.075
50	F20X2	20.000	2.000	0.376 - 0.415
51	F20X2.5	20.000	2.500	0.469 - 0.519
52	F20X3	20.000	3.000	0.563 - 0.623
53	F20X5	20.000	5.000	0.939 - 1.038
54	F20X5.3	20.000	5.300	0.995 - 1.100
55	F20X6	20.000	6.000	1.127 - 1.245
56	F20.68X8.84	20.680	8.840	1.716 - 1.897
57	F21X8	21.000	8.000	1.577 - 1.743
58	F22X16	22.000	16.000	3.305 - 3.652
59	F22.6X3	22.600	3.000	0.636 - 0.703
60	F22.6X3	22.600	3.000	0.636 - 0.703

FLAT BAR



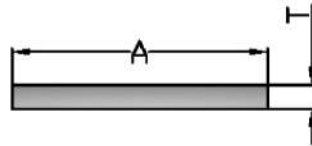
S.NO	SECTION .NO	A	T	WT.RANGE(KG/12')
61	F23X2.5	23.000	2.500	0.540 - 0.597
62	F23.5X2.5	23.500	2.500	0.552 - 0.610
63	F24X1	24.000	1.000	0.225 - 0.249
64	F24X17	24.000	17.000	3.830 - 4.233
65	F24X9.8	24.000	9.800	2.208 - 2.440
66	F25X1	25.000	1.000	0.235 - 0.259
67	F25X10	25.000	10.000	2.347 - 2.594
68	F25X12	25.000	12.000	2.816 - 3.113
69	F25X15	25.000	15.000	3.520 - 3.891
70	F25X16	25.000	16.000	0.469 - 4.150
71	F25X2	25.000	2.000	0.469 - 0.519
72	F25X2.5	25.000	2.500	0.587 - 0.649
73	F25X3	25.000	3.000	0.704 - 0.778
74	F25X3	25.000	3.000	0.704 - 0.778
75	F25X4.2	25.000	4.200	0.986 - 1.089
76	F25X4.5	25.000	4.500	1.056 - 1.167
77	F25X8	25.000	8.000	1.878 - 2.075
78	F25.1X4.1	25.100	4.100	0.966 - 1.068
79	F25.2X20.9	25.200	20.900	4.944 - 5.465
80	F25.3X8.2	25.300	8.200	1.948 - 2.153
81	F25.5X15.5	25.500	15.500	3.711 - 4.101
82	F25.5X2.1	25.500	2.100	0.503 - 0.556
83	F25.7X2.98	25.700	2.980	0.719 - 0.795
84	F26.21X6.36	26.210	6.360	1.565 - 1.730
85	F26.54X4	26.540	4.000	0.997 - 1.102
86	F27X15	27.000	15.000	3.802 - 4.202
87	F28X4	28.000	4.000	1.051 - 1.162
88	F29.1X5.55	29.100	5.550	1.516 - 1.676
89	F29.5X15.2	29.500	15.200	4.210 - 4.653
90	F29.8X2.37	29.800	2.370	0.663 - 0.733

FLAT BAR



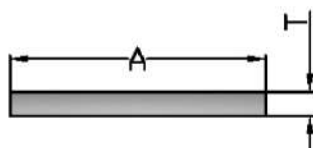
S.NO	SECTION .NO	A	T	WT.RANGE(KG/12')
91	F29.9X6.3	29.900	6.300	1.768 - 1.955
92	F30X1.3	30.000	1.300	0.366 - 0.405
93	F30X1.4	30.000	1.400	0.394 - 0.436
94	F30X1.6	30.000	1.600	0.451 - 0.498
95	F30X1.7	30.000	1.700	0.479 - 0.529
96	F30X10	30.000	10.000	2.816 - 3.113
97	F30X12	30.000	12.000	3.380 - 3.735
98	F30X15	30.000	15.000	4.225 - 4.669
99	F30X15	30.000	15.000	4.225 - 4.669
100	F30X19	30.000	19.000	5.351 - 5.914
101	F30X2	30.000	2.000	0.563 - 0.623
102	F30X2	30.000	2.000	0.563 - 0.623
103	F30X2.5	30.000	2.500	0.704 - 0.778
104	F30X2.7	30.000	2.700	0.760 - 0.840
105	F30X2.9	30.000	2.900	0.817 - 0.903
106	F30X2.9	30.000	2.900	0.817 - 0.903
107	F30X3	30.000	3.000	0.845 - 0.934
108	F30X4	30.000	4.000	1.127 - 1.245
109	F30X4.9	30.000	4.900	1.380 - 1.525
110	F30X5	30.000	5.000	1.408 - 1.556
111	F30X6	30.000	6.000	1.690 - 1.868
112	F30X7	30.000	7.000	1.971 - 2.179
113	F30X8	30.000	8.000	2.253 - 2.490
114	F30.3X1.8	30.300	1.800	0.512 - 0.566
115	F31X2.9	31.000	2.900	0.844 - 0.933
116	F31.2X19	31.200	19.000	5.565 - 6.151
117	F31.75X6.35	31.750	6.350	1.893 - 2.092
118	F31.97X10.75	31.970	10.750	3.226 - 3.566
119	F32X2	32.000	2.000	0.601 - 0.664
120	F32X2.5	32.000	2.500	0.751 - 0.830

FLAT BAR



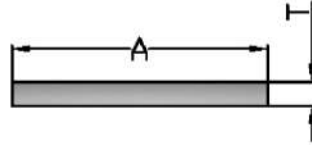
S.NO	SECTION .NO	A	T	WT.RANGE(KG/12')
121	F32X6.5	32.000	6.500	1.953 - 2.158
122	F32X6.5	32.000	6.000	1.802 - 1.992
123	F32.24X2.9	32.240	2.900	0.878 - 0.970
124	F32.4X6.4	32.400	6.400	1.947 - 2.152
125	F35X2.25	35.000	2.250	0.739 - 0.817
126	F35X20	35.000	20.000	6.572 - 7.263
127	F35X25	35.000	25.000	8.214 - 9.079
128	F35X3	35.000	3.000	0.986 - 1.089
129	F35X3	35.000	3.000	0.986 - 1.089
130	F35X5	35.000	5.000	1.643 - 1.816
131	F36.3X12	36.300	12.000	4.089 - 4.520
132	F36.45X4.03	36.450	4.030	1.379 - 1.524
133	F36.6X10.6	36.600	10.600	3.642 - 4.026
134	F37X10	37.000	10.000	3.474 - 3.839
135	F38X10	38.000	10.000	3.567 - 3.943
136	F38X12	38.000	12.000	4.281 - 4.732
137	F38X18	38.000	18.000	6.421 - 7.097
138	F38X19	38.000	19.000	6.778 - 7.492
139	F38X2.5	38.000	2.500	0.892 - 0.986
140	F38X25	38.000	25.000	8.919 - 9.857
141	F38X3	38.000	3.000	1.070 - 1.183
142	F38X3	38.000	3.000	1.070 - 1.183
143	F38X3.8	38.000	3.800	1.356 - 1.498
144	F38X4	38.000	4.000	1.427 - 1.577
145	F38X4.75	38.000	4.750	1.695 - 1.873
146	F38X5	38.000	5.000	1.784 - 1.971
147	F38X6	38.000	6.000	2.140 - 2.366
148	F38.2X6	38.200	6.000	2.152 - 2.378
149	F38.2X8	38.200	8.000	2.869 - 3.171
150	F38.2X9.9	38.200	9.900	3.550 - 3.924

FLAT BAR



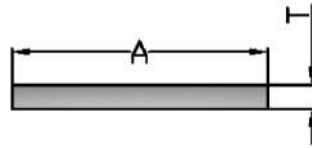
S.NO	SECTION .NO	A	T	WT.RANGE(KG/12')
151	F38.4X1.65	38.400	1.650	0.595 - 0.657
152	F38.8X3	38.800	3.000	1.093 - 1.208
153	F39X12	39.000	12.000	4.394 - 4.856
154	F40X1.5	40.000	1.500	0.563 - 0.623
155	F40X10	40.000	10.000	3.755 - 4.150
156	F40X12	40.000	12.000	4.506 - 4.981
157	F40X15	40.000	15.000	5.633 - 6.226
158	F40X2.5	40.000	2.500	0.939 - 1.038
159	F40X20	40.000	20.000	7.510 - 8.301
160	F40X5	40.000	5.000	1.878 - 2.075
161	F41.2X8.9	41.200	8.900	3.442 - 3.805
162	F41.36X3.3	41.360	3.300	1.281 - 1.416
163	F41.36X3.6	41.360	3.600	1.398 - 1.545
164	F45X8	45.000	8.000	3.380 - 3.735
165	F45.1X12	45.100	12.000	5.081 - 5.616
166	F45.5X15	45.500	15.000	6.407 - 7.082
167	F47.34X3.7	47.340	3.700	1.644 - 1.817
168	F47.5X3	47.500	3.000	1.338 - 1.479
169	F47.57X3.92	47.570	3.920	1.751 - 1.935
170	F48.5X5.5	48.500	5.500	2.504 - 2.768
171	F49.09X4.95	49.090	4.950	2.281 - 2.521
172	F50X10	50.000	10.000	4.694 - 5.188
173	F50X12	50.000	12.000	5.633 - 6.226
174	F50X15	50.000	15.000	7.041 - 7.782
175	F50X16	50.000	16.000	7.510 - 8.301
176	F50X19	50.000	19.000	8.919 - 9.857
177	F50X2	50.000	2.000	0.939 - 1.038
178	F50X20	50.000	20.000	9.388 - 10.376
179	F50X3	50.000	3.000	1.408 - 1.556
180	F50X4.75	50.000	4.750	2.230 - 2.464

FLAT BAR



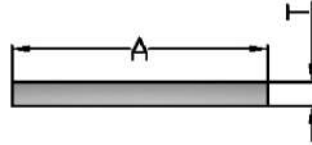
S.NO	SECTION .NO	A	T	WT.RANGE(KG/12')
181	F50X5	50.000	5.000	2.347 - 2.594
182	F50X5.5	50.000	5.500	2.582 - 2.853
183	F50X6	50.000	6.000	2.816 - 3.113
184	F50.1X4.1	50.100	4.100	1.928 - 2.131
185	F50.5X3	50.500	3.000	1.422 - 1.572
186	F51X32	51.000	32.000	15.321 - 16.934
187	F51.2X25.5	51.200	25.500	12.257 - 13.547
188	F51.5X13	51.500	13.000	6.285 - 6.947
189	F53.5X3.1	53.500	3.100	1.557 - 1.721
190	F60X10	60.000	10.000	5.633 - 6.226
191	F60X12	60.000	12.000	6.759 - 7.471
192	F60X5	60.000	5.000	2.816 - 3.113
193	F60X6	60.000	6.000	3.380 - 3.735
194	F60.2X5.9	60.200	5.900	3.334 - 3.685
195	F60.7X9.2	60.700	9.200	5.243 - 5.794
196	F62X12	62.000	12.000	6.985 - 7.720
197	F62X16	62.000	16.000	9.313 - 10.293
198	F62X8.4	62.000	8.400	4.889 - 5.404
199	F62X9	62.000	9.000	5.238 - 5.790
200	F62.4X8.5	62.400	8.500	4.979 - 5.503
201	F62.4X8.7	62.400	8.700	5.097 - 5.633
202	F62.5X10	62.500	10.000	5.867 - 6.485
203	F62.5X6	62.500	6.000	3.520 - 3.891
204	F63X12	63.000	12.000	7.097 - 7.844
205	F63X25	63.000	25.000	14.786 - 16.342
206	F63.4X16	63.400	16.000	9.523 - 10.526
207	F63.5X15	63.500	15.000	8.942 - 9.883
208	F63.5X19	63.500	19.000	11.327 - 12.519
209	F63.5X3.5	63.500	3.500	2.086 - 2.306
210	F64X12	64.000	12.000	7.210 - 7.969

FLAT BAR



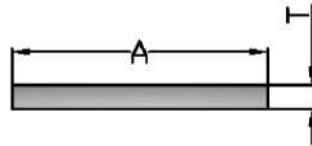
S.NO	SECTION .NO	A	T	WT.RANGE(KG/12')
211	F64X12.2	64.000	12.200	7.330 - 8.102
212	F64X15.5	64.000	15.500	9.313 - 10.293
213	F64X6	64.000	6.000	3.605 - 3.984
214	F64X6.3	64.000	6.300	3.785 - 4.184
215	F64X9	64.000	9.000	5.407 - 5.977
216	F64X9.4	64.000	9.400	5.648 - 6.242
217	F64.2X16	64.200	16.000	9.463 - 10.658
218	F65X12	65.000	12.000	7.323 - 8.093
219	F65X15	65.000	15.000	9.153 - 10.117
220	F65.5X16	65.500	16.000	9.839 - 10.874
221	F65.5X7.8	65.500	7.800	4.796 - 5.301
222	F73.5X5	73.500	5.000	3.450 - 3.813
223	F75X10	75.000	10.000	7.041 - 7.782
224	F75X12	75.000	12.000	8.449 - 9.338
225	F75X12	75.000	12.000	8.449 - 9.338
226	F75X22	75.000	22.000	15.490 - 17.121
227	F75X3	75.000	3.000	2.112 - 2.335
228	F75X6	75.000	6.000	4.225 - 4.669
229	F75X6	75.000	6.000	4.225 - 4.669
230	F75.4X11.5	75.400	11.500	8.140 - 8.997
231	F75.5X15.7	75.500	15.700	11.128 - 12.299
232	F75.5X16	75.500	16.000	11.341 - 12.534
233	F75.5X19	75.500	19.000	13.467 - 14.885
234	F75.8X12	75.800	12.000	8.539 - 9.438
235	F76X2	76.000	2.000	1.427 - 1.577
236	F76.5X15.5	76.500	15.500	11.132 - 12.303
237	F76.6X25.8	76.600	25.800	18.553 - 20.506
238	F76.9X16	76.900	16.000	11.551 - 12.767
239	F77X19	77.000	19.000	13.734 - 15.180
240	F80X10	80.000	10.000	7.510 - 8.301

FLAT BAR



S.NO	SECTION .NO	A	T	WT.RANGE(KG/12')
241	F80X11.5	80.000	11.500	8.637 - 9.546
242	F80X11.8	80.000	11.800	8.862 - 9.795
243	F80X12	80.000	12.000	9.012 - 9.961
244	F80X13	80.000	13.000	9.763 - 10.791
245	F80X14.5	80.000	14.500	10.890 - 12.036
246	F80X6	80.000	6.000	4.506 - 4.981
247	F80X7.5	80.000	7.500	5.633 - 6.226
248	F80X8	80.000	8.000	6.008 - 6.641
249	F80X8	80.000	8.000	6.008 - 6.641
250	F80X9.8	80.000	9.800	7.360 - 8.135
251	F80.9X9.5	80.900	9.500	7.215 - 7.975
252	F81X15.5	81.000	15.500	11.787 - 13.027
253	F82X15	82.000	15.000	11.547 - 12.763
254	F82X5	82.000	5.000	3.849 - 4.254
255	F82.5X12.5	82.500	12.500	9.681 - 10.700
256	F82.7X14.1	82.700	14.100	10.947 - 12.099
257	F83.3X5.3	83.300	5.300	4.145 - 4.581
258	F84X10	84.000	10.000	7.886 - 8.716
259	F85X12	85.000	12.000	9.576 - 10.584
260	F86.5X5	86.500	5.000	4.060 - 4.488
261	F87X10	87.000	10.000	8.167 - 9.027
262	F87X9	87.000	9.000	7.351 - 8.124
263	F88X10	88.000	10.000	8.261 - 9.131
264	F88X19.5	88.000	19.500	16.110 - 17.805
265	F90X12	90.000	12.000	10.139 - 11.206
266	F98X4.2	98.000	4.200	3.864 - 4.271
267	F100X10	100.000	10.000	9.388 - 10.376
268	F100X12.5	100.000	12.500	11.735 - 12.970
269	F100X12.5	100.000	12.000	11.265 - 12.451
270	F100X15	100.000	15.000	14.082 - 15.564

FLAT BAR



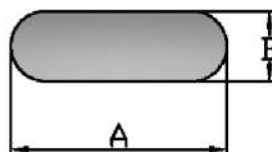
S.NO	SECTION .NO	A	T	WT.RANGE(KG/12')
271	F100X20	100.000	20.000	18.776 - 20.752
272	F100X3.4	100.000	3.400	3.192 - 3.528
273	F100X5	100.000	5.000	4.694 - 5.188
274	F100X6	100.000	6.000	5.633 - 6.226
275	F100X8	100.000	8.000	7.510 - 8.301
276	F152X4	100.000	4.000	3.755 - 4.150
277	F100.1X4.1	100.100	4.100	3.853 - 4.258
278	F101X15.8	101.000	15.800	14.981 - 16.558
279	F101X16	101.000	16.000	15.171 - 16.768
280	F101X25.4	101.000	25.400	24.084 - 26.619
281	F101.9X19.1	101.900	19.100	18.272 - 20.195
282	F102X19	102.000	19.000	18.194 - 20.109
283	F110X12	110.000	12.000	12.392 - 13.696
284	F120X10	120.000	10.000	11.265 - 12.451
285	F123X2	123.000	2.000	2.309 - 2.553
286	F125X10	125.000	10.000	11.735 - 12.970
287	F125X12	125.000	12.000	14.082 - 15.564
288	F125X6	125.000	6.000	7.041 - 7.782
289	F129X10	129.000	10.000	12.110 - 13.385
290	F140X20	140.000	20.000	26.286 - 29.053
291	F141X15	141.000	15.000	19.855 - 21.945
292	F141X20	141.000	20.000	26.474 - 29.261
293	F150X10	150.000	10.000	14.082 - 15.564
294	F150X12	150.000	12.000	16.898 - 18.677
295	F150X12.5	150.000	12.500	17.602 - 19.455
296	F150X6	150.000	6.000	8.449 - 9.338
297	F150.1X5.1	150.100	5.100	7.187 - 7.943
298	F152X6	152.000	6.000	8.562 - 9.463
299	F160X11.9	160.000	11.900	17.875 - 19.756
300	4433	80.000	15.000	11.261 - 12.446

HALF ROUND FLAT



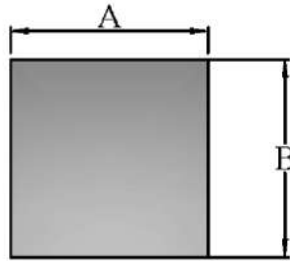
S.NO	SECTION .NO	A	T	WT.RANGE(KG/12')
1	R-279	19.000	2.500	0.400 - 0.500
2	R-280	25.000	2.000	0.480 - 0.520
3	R-281	25.000	2.500	0.580 - 0.620
4	R-282	25.000	3.000	0.700 - 0.750
5	R-283	25.400	2.000	0.470 - 0.510
6	R-284	30.000	2.000	0.570 - 0.600
7	R-285	30.000	2.500	0.720 - 0.750
8	R-286	30.000	3.000	0.850 - 0.900
9	R-286H	31.000	2.900	0.840 - 0.900
10	R-286 J	32.000	2.500	0.750 - 0.800
11	R-287	40.000	2.000	0.750 - 0.800
12	R-288	40.000	2.500	0.950 - 1.000
13	R-289	40.000	3.000	1.150 - 1.200
14	R-290	50.000	2.500	1.180 - 1.250
15	4402	25.400	3.180	2.964 - 3.277

ROUND EDGE FLAT



S.NO	SECTION .NO	A	T	WT.RANGE(KG/12')
1	R/E-400	31.00	10.00	2.800 - 2.900
2	R/E-410	39.00	12.00	4.250 - 4.350
3	4409	20.00	2.50	0.455 - 0.502

SQUARE BAR



S.NO	SECTION .NO	A	B	WT.RANGE(KG/12')
1	1550	7.00	7.00	0.470 - 0.500
2	1551	9.50	9.50	0.870 - 0.910
3	1552	10.00	10.00	0.980 - 10.050
4	1553	11.50	11.50	1.270 - 1.350
5	1554	12.00	12.00	1.380 - 1.450
6	1555	12.50	12.50	1.500 - 1.580
7	1556	14.00	14.00	1.910 - 1.950
8	1557	15.00	15.00	2.200 - 2.250
9	1558	15.80	15.80	2.400 - 2.500
10	1559	19.00	19.00	3.500 - 3.600
11	1560	20.00	20.00	3.900 - 4.000
12	1561	24.00	24.00	5.650 - 5.750
13	1562	25.00	25.00	6.100 - 6.200
14	1563	25.40	25.40	6.350 - 6.450
18	R30	30.00	30.00	8.449 - 9.337
15	1564	32.00	32.00	10.050 - 10.150
16	R61.3	61.30	61.30	35.277 - 38.989
17	R39.19	39.20	39.20	14.416 - 15.932
19	R40	40.00	40.00	15.021 - 16.601
20	R56	56.00	56.00	29.440 - 32.538
21	R65	65.00	65.00	39.664 - 43.838
22	R33	33.00	33.00	10.222 - 11.298
23	R51	51.00	51.00	24.418 - 26.988

ROUND ROD



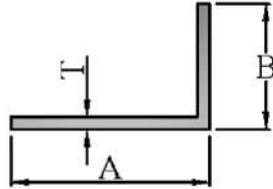
S.NO	SECTION .NO	OD	WT.RANGE(KG/12')
1	1107	8.00	0.470 - 0.490
2	1108	8.25	0.510 - 0.530
3	1109	8.50	0.540 - 0.560
4	1110	8.80	0.570 - 0.590
5	1111	9.00	0.600 - 0.620
6	1112	9.20	0.630 - 0.650
7	1113	9.50	0.670 - 0.685
8	1114	9.60	0.700 - 0.710
9	1114 A	9.65	0.720 - 0.730
10	1115	9.70	0.735 - 0.740
11	1116	9.80	0.745 - 0.750
12	1117	9.90	0.755 - 0.765
13	1141	14.00	1.510 - 1.530
14	1155	16.00	1.970 - 2.000
15	1163	17.00	2.240 - 2.260
16	1164	17.20	2.270 - 2.300
17	1165	17.30	2.310 - 2.330
18	1166	17.40	2.340 - 2.360
19	1167	17.60	2.370 - 2.400
20	1168	17.70	2.410 - 2.430
21	1169	17.80	2.440 - 2.460
22	1170	17.95	2.470 - 2.500
23	1179	20.00	3.080 - 3.120
24	1187	22.50	3.900 - 3.950
25	ROD10	10.00	0.736 - 0.814
26	ROD12	12.00	1.061 - 1.172
27	ROD15	15.00	1.658 - 1.832
28	ROD18	18.00	2.387 - 2.639
29	ROD19	19.00	2.660 - 2.940
30	ROD20.5	20.50	3.097 - 3.423

ROUND ROD



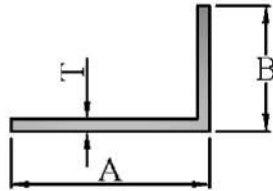
S.NO	SECTION .NO	OD	WT.RANGE(KG/12')
31	ROD22	22.00	3.566 - 3.942
32	ROD24	24.00	4.244 - 4.691
33	ROD27	27.00	5.372 - 5.937
34	ROD27.5	27.50	5.573 - 6.159
35	ROD30	30.00	6.632 - 7.330
36	ROD31	31.00	7.082 - 7.827
37	R95320	32.00	7.546 - 8.340
38	R95360	36.00	9.550 - 10.556
39	R95380	38.00	10.641 - 11.761
40	R95400	40.00	11.791 - 13.032
41	R95410	41.00	64.568 - 65.872
42	R95420	42.00	12.999 - 14.368
43	R95450	45.00	14.923 - 16.494
44	R95470	47.00	16.279 - 17.992
45	R95480	48.00	16.987 - 18.776
46	R95500	50.00	18.423 - 20.363
47	R95510	51.00	19.168 - 21.185
48	R95520	52.00	19.927 - 22.024
49	R95550	55.00	22.292 - 24.639
50	R95570	57.00	23.943 - 26.463
51	R95575	57.50	24.365 - 26.930
52	R95600	60.00	26.530 - 29.322
53	R95623	62.30	28.603 - 31.614
54	R95650	65.00	31.136 - 34.413
55	R95700	70.00	36.110 - 39.911
56	R95720	72.00	38.203 - 42.224
57	R95750	75.00	41.453 - 45.816
58	R95800	80.00	47.164 - 52.129
59	R95820	82.00	49.552 - 54.768
60	R95830	83.00	50.893 - 56.240

ANGLE



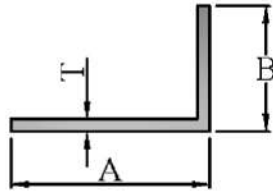
S.NO	A	B	T	WT.RANGE(KG/12')
1	45.00	45.00	2.00	1.652 - 1.826
2	38.00	19.00	2.00	1.032 - 1.141
3	38.00	25.00	2.00	1.145 - 1.265
4	19.00	19.00	3.00	0.985 - 1.089
5	16.00	16.00	2.00	0.563 - 0.622
6	50.80	50.80	6.00	5.384 - 5.951
7	62.00	62.00	3.00	3.407 - 3.766
8	25.00	25.00	1.30	0.594 - 0.656
9	38.00	25.00	2.00	1.145 - 1.265
10	50.00	25.00	2.00	1.370 - 1.514
11	25.00	25.00	6.00	2.478 - 2.739
12	40.00	40.00	4.80	3.388 - 3.745
13	25.00	12.00	2.00	0.657 - 0.726
14	15.00	10.00	2.00	0.431 - 0.477
15	38.00	25.00	2.00	1.145 - 1.265
16	25.00	25.00	2.00	0.901 - 0.996
17	38.00	25.00	4.00	2.215 - 2.448
18	25.00	25.00	1.70	0.770 - 0.851
19	30.00	30.00	5.00	2.581 - 2.853
20	24.00	11.00	2.80	0.846 - 0.935
21	50.00	25.00	5.00	3.285 - 3.631
22	38.00	25.00	3.00	1.689 - 1.867
23	50.00	38.00	3.00	2.393 - 2.645
24	30.00	19.00	2.70	1.173 - 1.297
25	15.00	15.00	2.00	0.525 - 0.581
26	24.50	24.50	1.90	0.840 - 0.928
27	25.00	25.00	4.00	1.727 - 1.909
28	25.00	25.00	2.30	1.029 - 1.138
29	38.00	38.00	4.00	2.703 - 2.988
30	62.00	62.00	6.00	6.646 - 7.346

ANGLE



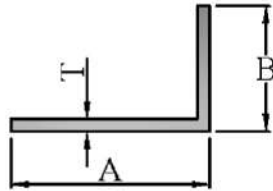
S.NO	A	B	T	WT.RANGE(KG/12')
31	25.40	25.40	3.00	1.346 - 1.487
32	38.00	38.00	3.30	2.252 - 2.489
33	28.00	10.00	2.00	0.675 - 0.747
34	38.10	25.40	4.70	2.594 - 2.867
35	15.00	15.00	2.00	0.520 - 0.570
36	19.00	19.00	1.50	0.500 - 0.550
37	20.00	12.00	3.00	0.850 - 0.900
38	25.00	19.00	1.15	0.470 - 0.500
39	25.00	19.00	2.55	1.000 - 1.050
40	25.00	25.00	1.50	0.680 - 0.730
41	25.00	25.00	2.30	1.050 - 1.100
42	28.00	28.00	2.65	1.400 - 1.450
43	30.00	30.00	1.50	0.800 - 0.870
44	30.00	30.00	3.00	1.700 - 1.800
45	31.00	19.00	2.80	1.200 - 1.300
46	31.00	31.00	3.00	1.750 - 1.800
47	38.00	25.00	2.00	1.180 - 1.220
48	38.00	25.00	2.20	1.300 - 1.350
49	38.00	25.00	2.70	1.600 - 1.650
50	38.00	25.00	3.00	1.750 - 1.800
51	38.00	38.00	2.60	1.850 - 1.900
52	38.00	38.00	3.00	2.100 - 2.100
53	38.00	38.00	4.00	2.900 - 3.000
54	38.00	38.00	4.80	3.300 - 3.400
55	38.00	38.00	5.80	4.300 - 4.400
56	40.00	40.00	4.80	3.500 - 3.600
57	40.00	40.00	5.80	4.500 - 4.600
58	63.00	63.00	5.80	6.800 - 7.000
59	75.00	75.00	5.90	8.700 - 8.800
60	100.00	100.00	3.00	5.800 - 6.000

ANGLE



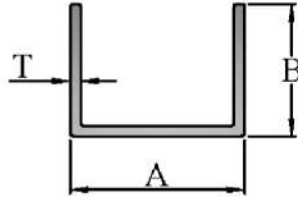
S.NO	A	B	T	WT.RANGE(KG/12')
61	15.00	15.00	2.00	0.520 - 0.570
62	19.00	19.00	1.50	0.500 - 0.550
63	20.00	12.00	3.00	0.850 - 0.900
64	25.00	19.00	1.15	0.470 - 0.500
65	25.00	19.00	2.55	1.000 - 1.050
66	25.00	25.00	1.50	0.680 - 0.730
67	25.00	25.00	2.30	1.050 - 1.100
68	28.00	28.00	2.65	1.400 - 1.450
69	30.00	30.00	1.50	0.800 - 0.870
70	30.00	30.00	3.00	1.700 - 1.800
71	31.00	19.00	2.80	1.200 - 1.300
72	31.00	31.00	3.00	1.750 - 1.800
73	38.00	25.00	2.00	1.180 - 1.220
74	38.00	25.00	2.20	1.300 - 1.350
75	38.00	25.00	2.70	1.600 - 1.650
76	38.00	25.00	3.00	1.750 - 1.800
77	38.00	38.00	2.60	1.850 - 1.900
78	38.00	38.00	3.00	2.100 - 2.100
79	38.00	38.00	4.00	2.900 - 3.000
80	38.00	38.00	4.80	3.300 - 3.400
81	38.00	38.00	5.80	4.300 - 4.400
82	40.00	40.00	4.80	3.500 - 3.600
83	40.00	40.00	5.80	4.500 - 4.600
84	63.00	63.00	5.80	6.800 - 7.000
85	75.00	75.00	5.90	8.700 - 8.800
86	100.00	100.00	3.00	5.800 - 6.000
87	100.00	100.00	6.00	11.400 - 11.600
88	100.00	100.00	6.00	11.400 - 11.600
89	40.00	40.00	4.00	3.000 - 3.100
90	30.00	30.00	1.50	0.870 - 0.970

ANGLE



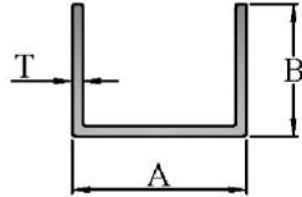
S.NO	A	B	T	WT.RANGE(KG/12')
91	45.00	25.00	5.00	3.051 - 3.372
92	38.00	25.00	2.30	1.245 - 1.377
93	19.00	15.00	2.00	0.600 - 0.664
94	27.00	26.00	2.00	0.957 - 1.058
95	30.00	25.00	2.30	1.139 - 1.257
96	38.00	25.00	2.50	1.419 - 1.569
97	12.50	12.50	2.50	0.528 - 0.583
98	35.00	25.00	2.50	1.349 - 1.491
99	30.00	25.00	2.00	0.995 - 1.099
100	32.00	32.00	2.00	1.164 - 1.286
101	62.00	62.00	5.85	6.488 - 7.171
102	30.00	30.00	1.00	0.553 - 0.612
103	40.00	40.00	4.00	2.853 - 3.154
104	25.00	25.00	1.90	0.857 - 0.948
105	19.00	12.00	1.50	0.415 - 0.459

CHANNELS



S.NO	A	B	T	WT.RANGE(KG/12')
1	23.00	11.00	1.70	0.680 - 0.710
2	25.00	11.00	1.10	0.450 - 0.500
3	25.00	19.00	1.55	0.950 - 1.000
4	36.00	19.00	1.45	1.050 - 1.100
5	50.80	50.80	3.18	4.500 - 4.600
6	68.00	11.70	1.80	1.450 - 1.550
7	98.00	11.90	1.95	2.200 - 2.300
8	75.00	38.00	5.00	7.100 - 7.200
9	90.00	20.00	3.00	3.700 - 3.800
10	100.00	50.00	8.00	14.400 - 14.500
11	50.00	50.00	2.00	2.900 - 3.000
12	25.00	25.00	2.00	3.200 - 3.400
13	38.00	38.00	2.00	2.170 - 2.270
14	38.00	19.00	2.00	1.800 - 1.900
15	25.00	25.00	2.00	1.400 - 1.500
16	46.20	38.00	4.00	4.800 - 4.900
17	100.00	50.00	8.00	18.500 - 18.600
18	38.00	25.00	2.00	1.900 - 2.000
19	23.00	23.00	1.00	0.650 - 0.750
20	25.00	25.00	3.20	2.170 - 2.270
21	15.00	12.00	2.00	0.750 - 0.850
22	20.00	20.00	2.00	1.100 - 1.200
23	75.00	38.00	4.10	7.280 - 7.380
24	100.00	50.00	3.00	7.230 - 7.330
25	40.00	30.00	2.00	2.100 - 2.200
26	90.00	20.00	3.00	2.750 - 2.850
27	50.00	15.00	3.00	3.230 - 3.330
28	12.00	12.00	1.00	0.340 - 0.440
29	13.00	11.00	1.50	0.500 - 0.600
30	100.00	50.00	6.50	15.200 - 15.300

CHANNELS



S.NO	A	B	T	WT.RANGE(KG/12')
31	13.00	11.00	1.50	0.500 - 0.600
32	9.00	9.00	1.20	0.290 - 0.390
33	80.00	50.00	2.00	4.080 - 4.180
34	70.00	70.00	5.00	9.890 - 9.990
35	73.00	73.00	4.50	9.330 - 9.430
36	40.00	25.00	2.00	1.970 - 2.070
37	80.00	70.00	2.00	17.060 - 17.160

Team **SAPL**



Sant Aluminium Pvt. Ltd.